

In the last quarter, Australia's GDP increased by 2.1%. For New South Wales, GDP increased by 1.3%. Population was up nationally, and up in New South Wales. Consumer sentiment was down across the nation and up in New South Wales. Total CO<sub>2</sub>-e emissions for the latest quarter decreased by -6.0% in Australia and decreased by -1.1% for New South Wales.

ECONOMY	PEOPLE	COMMUNITY	ENVIRONMENT
<b>GDP (Australia)</b>	<b>Population (Australia)</b>	<b>Consumer Sentiment Index (Australia)</b>	<b>CO<sub>2</sub>-e emissions (Australia)</b>
<b>\$643,563m (+2.1%)</b>	<b>26,124,814 (+1.64%)</b>	<b>77.1 (-5.9%)</b>	<b>464.77m tonnes (-6.0%)</b>
<b>GDP (New South Wales)</b>	<b>Population (New South Wales)</b>	<b>Consumer Sentiment Index (New South Wales)</b>	<b>CO<sub>2</sub>-e emissions (New South Wales)</b>
<b>\$186,913m (+1.3%)</b>	<b>8,193,549 (+1.35%)</b>	<b>Data not available</b>	<b>132.05m tonnes (-1.1%)</b>

### CONSUMER EXPENDITURE

Trending Flat

Trend	Change in Total Local Spend
New South Wales	Hawkesbury
1.9%	4.2%

Daily Spending	Average Daily Spend by Day of Week		
Day	Total	Resident	Visitor
Mon	\$4.32M (+6.9%)	\$2.91M (+6.5%)	\$1.21M (+4.2%)
Tue	\$4.26M (-0.6%)	\$2.8M (-2.5%)	\$1.26M (+1.6%)
Wed	\$4.56M (-1.8%)	\$3.01M (-3.5%)	\$1.35M (+1.8%)
Thu	\$4.99M (+4.4%)	\$3.26M (+3.2%)	\$1.51M (+5.5%)
Fri	\$5.59M (+1.8%)	\$3.62M (+0.1%)	\$1.74M (+4.8%)
Sat	\$5.37M (+5.1%)	\$3.37M (+4.1%)	\$1.84M (+5.4%)
Sun	\$3.79M (+7.3%)	\$2.4M (+6.4%)	\$1.3M (+10.0%)

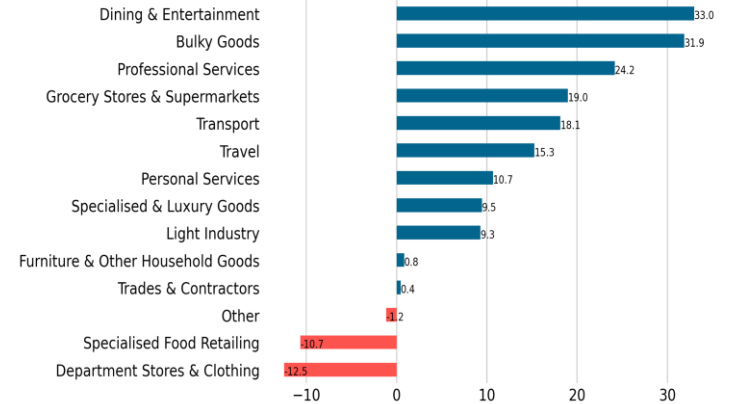
**Peak Day** Friday 30 August 2024: \$6.16M

**Trough Day** Sunday 14 July 2024: \$3.69M

### JOB IMPACT

Net Positive

#### Estimated Impact on FTEs



#### Impact of Change in Total Local Spend

**Largest Increase** 33.0 FTEs, Dining and Entertainment

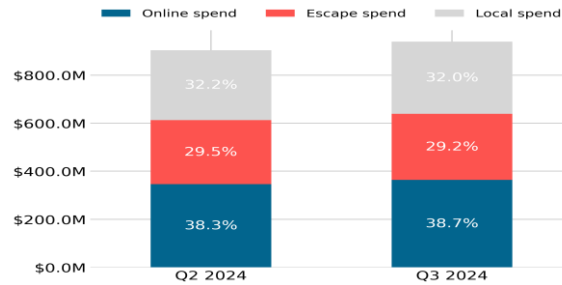
**Largest Decrease** -12.5 FTEs, Department Stores and Clothing

Sources: ABS, Cat. Nos. 3101.052, 5206.001, 5206.027; ABS Census 2016; Spendmapp.com.au; industry.gov.au; DISER, 2020

WALLET SHARE

Going online

Share of Resident Wallet Latest and Previous Quarter



Trend Change in Resident Wallet Share

Spend	New South Wales	Hawkesbury
Local Spend	-0.4%	-0.2%
Escape Spend	-0.0%	-0.3%
Online Spend	+0.4%	+0.5%

Compared with the previous quarter, in Q3 2024:

- Hawkesbury saw more online spend as a share of Resident Wallet; and
- Online spend in New South Wales saw the greatest increase in share.

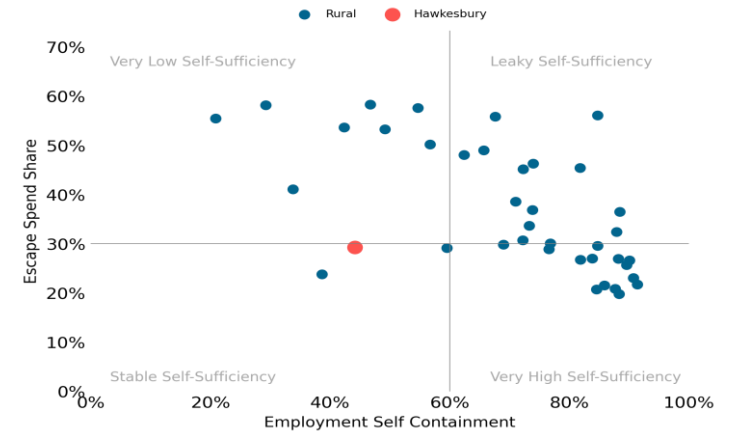
Disclaimer

This document has been prepared by Geografia Pty Ltd for Hawkesbury City Council and is intended for its use only. Any use of material from the report should be appropriately cited (i.e. source: Spendmapp by Geografia). While every effort is made to provide accurate and complete information, Geografia does not warrant or represent that the information contained is free from errors or omissions and accepts no responsibility for any loss, damage, cost or expense (whether direct or indirect) incurred as a result of a person taking action in respect to any representation, statement, or advice referred to in this report.

SELF-SUFFICIENCY

Stable

The Commuter Effect Escape Spend and Commuting



Compared with other Rural councils, in Hawkesbury:

- There is stable economic self-sufficiency.
- There is low employment self-containment (based on the last Census).
- Resident Escape Spend has a low share of Resident Wallet.