


Mother's Day

Watercolour Tulip Painting


Step by Step Instruction Sheet

Start your path to becoming a master painter following these simple instructions on how to paint a Posey of Tulips. Here you will discover different layering techniques, which are easy and fun, that when combined create a dramatic effect you can try again and again on other amazing artworks at home!

Step 1




Step 2




Step 3




Step 4




Step 5




Step 6




Step 7




Step 8




Step 9




Step 10



Step 11



Step 12



Step 13



Time to water paint



Step 14



Step 15



Step 16



Step 17



Step 18



Step 19

