

By stopping storm-water from entering your gully you are:

- Reducing **sewage** overflows.
- Protecting community health.
- Keeping our waterways clean.
- Saving the community money.
- Reducing the risk of fines.

For more information, contact —

HAWKESBURY CITY COUNCIL


TELEPHONE – 0245604444

Website:

[www.hawkesbury.nsw.gov.au](http://www.hawkesbury.nsw.gov.au)



# KEEPING STORM WATER OUT OF YOUR GULLY



## GULLIES AND STORM WATER

It is important to stop stormwater from entering the sewer via gullies. Stormwater can overload the sewerage system, causing it to spill into our waterways and pollute the environment. There can also be large fines for properties that have stormwater connected to sewer.

The problem is most obvious during periods of high rainfall when stormwater inflow can cause sewer overflows from manholes and polluted water escapes into the environment.

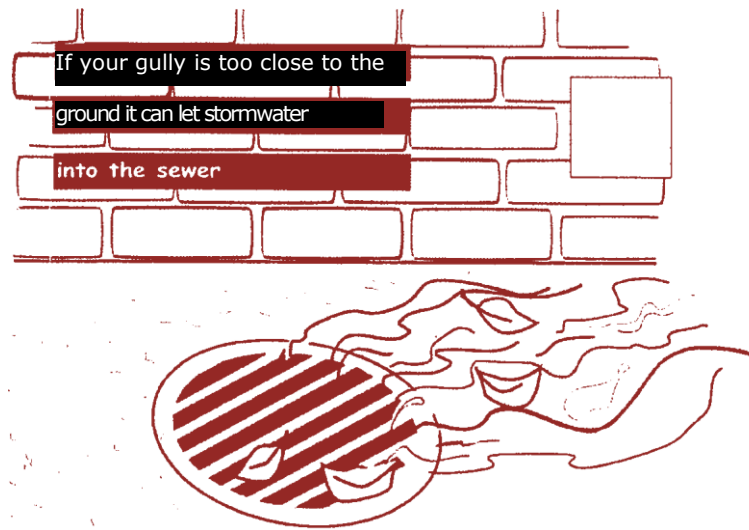
It costs Council and the community many thousands of dollars to fight the problems caused by stormwater entering the sewerage system.

# WHAT IS AN OVERFLOW GULLY?

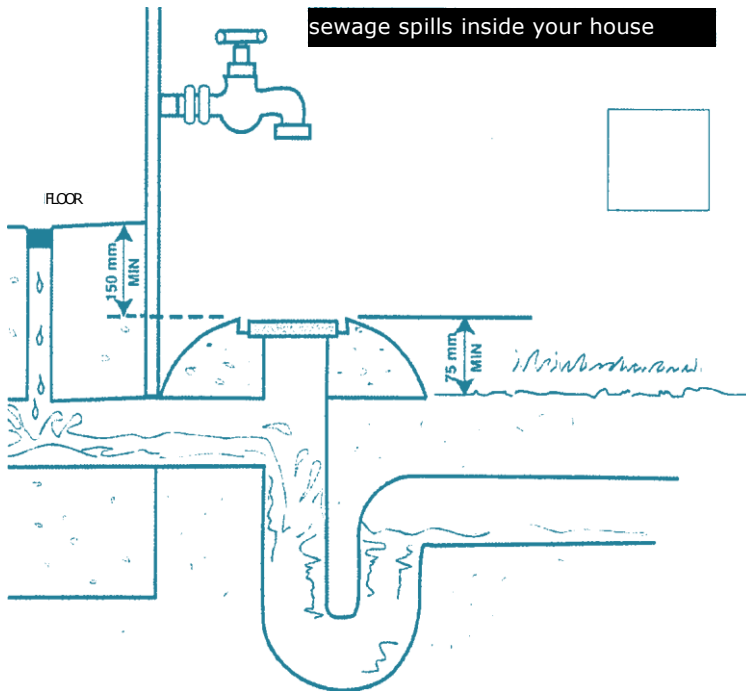
Overflow gullies are a safety measure to stop surcharging sewer entering your home.

The gully is a vertical pipe which rises from the sewer buried near your house. It has a loose-fitting grate which stops things such as sticks and leaves from getting in.

A gully is not a storm drain. Gullies should never be used for the disposal of stormwater.



Overflow gullies reduce the chance of blocked pipes causing sewage spills inside your house



# DAMAGED AND LOW-LYING GULLIES

If the gully opening is damaged or too close to the ground, nearby stormwater will flow into the sewer through the gully.

Stormwater going into one gully mightn't seem like much of a problem. But every time it rains, stormwater from many gullies builds up to place a big strain on the sewerage system

Low-lying gullies usually occur when the surrounding ground level is raised during landscaping or construction of footpaths. Gullies can also be damaged during these activities

Damaged or low-lying gullies should be fixed by a licensed plumber. If the gully is too low, the plumber will raise the level of the gully opening to stop stormwater from entering. Damaged gullies must be repaired or replaced.

# GULLY REQUIREMENTS

A gully opening should be at least 75mm above the ground level to stop stormwater from entering the sewerage system. The opening of the gully should also be no *less* than 150mm below the lowest fixture within the building, e.g., floor waste; otherwise, the gully may not provide enough protection against sewerage spills inside the building.

These are only basic requirements for an overflow gully. For other requirements, contact a licensed plumber.

Correct gullies have an opening which is at least 75mm above ground level

