



Hawkesbury City Council

attachment 1
to
item 143

Operational Plan

2018/2019

date of meeting: 13 June 2018

location: council chambers

time: 6:30 p.m.

HAWKESBURY CITY COUNCIL **OPERATIONAL PLAN** **2018-2019**

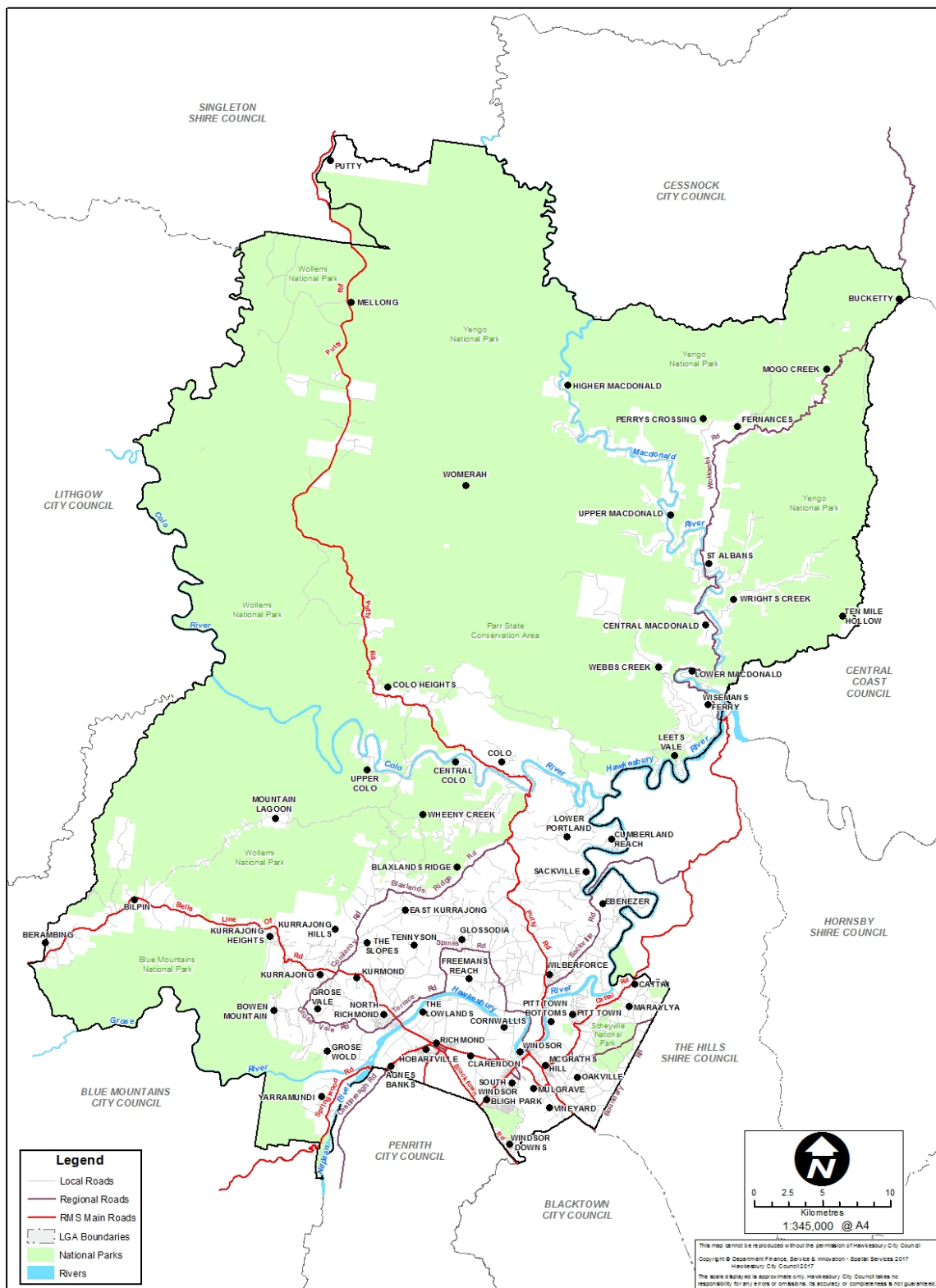
The Hawkesbury 2036...It's Our Future





HAWKESBURY CITY COUNCIL

PO Box 146, Windsor NSW 2756
Website: www.hawkesbury.nsw.gov.au
Email: council@hawkesbury.nsw.gov.au
Hours: Monday to Friday 8:30am - 5pm
Phone: (02) 4560 4444



This document contains important information.
If you do not understand it, contact the
Telephone Interpreter Service on 131 450.



Hawkesbury City Council

Address: 366 George Street
Windsor NSW 2756
Mailing Address: PO Box 146
WINDSOR NSW 2756
Phone: (02) 4560 4444
Fax: (02) 4587 7740
Email: council@hawkesbury.nsw.gov.au
Council Website: www.hawkesbury.nsw.gov.au
Office Hours: Monday to Friday 8:30am-5pm

Table of Contents

A message from our Leaders	iii
Our Vision	vi
Our Mission.....	vi
Our Values.....	vi
Integrated Planning and Reporting Framework.....	1
Planning for a sustainable future	2
The process.....	2
Why	2
How the framework links works and links to other plans.....	3
Community Strategic Plan	4
Resourcing Strategy	4
Delivery Program	4
Operational Plan	5
Annual Report.....	5
What has Council done in response to this framework?	5
A Snapshot	8
Major Works and Highlights.....	8
Our Budget	10
How Council spends every \$100	10
How Council funds this	10
Operational Plan 2018-2019	11
2018/2019 Estimates of Income and Expenditure.....	57
Financial Sustainability	58
Income Statement	60
Glossary of Terms	61
Summary of Expenditure	62
Capital Works Program	63
2018/2019 Revenue Policy.....	69
Revenue Policy.....	70
Types of Revenue	70
Rates and Charges.....	70
Revenue Policy – Rating	70
Ordinary Rates	72
Annual Charges.....	73
Pensioner Concessions.....	77
Fees and Charges	78
Fee Pricing Policy.....	78
Meeting Rooms – Deerubbin Centre.....	78
Financial Assistance given by Council	80
Goods and Services Tax (GST)	81
Kerbing and Guttering Contributions by Adjoining Owners.....	81
Interest on Overdue Rates and Annual Charges	81
Interest on Overdue Sundry Debts.....	81
2018/2019 Fees and Charges	83



A message from Councillors

Operational Plan 2018-2019

We are proud to introduce the Hawkesbury Operational Plan 2018-2019.

We have listened to what you as a community have told us are your aspirations for the future in preparing our Community Strategic Plan and turned those into a plan of actions as outlined in the Delivery Program 2017-2021.

This Operational Plan 2018-2019 represents the second year of Council's commitment to implementing the Delivery Program 2017-2021 and in doing so turning the aspirations for the future of the Hawkesbury community that we captured into our Community Strategic Plan into activities and actual outputs.

This Operational Plan 2018-2019 supports the Delivery Program 2017-2021 and spells out the details of the Delivery Program including individual projects and activities that will be undertaken in the coming financial year.

The Major Operational Plan Highlights for 2018/2019 include:
(See pages 8 and 9 for details).

- Building Improvements - \$2.2M
- Parks, Recreation Facilities and Amenities Improvements - \$1.7M
- Road Rehabilitation and Upgrades - \$7.4M
- Stormwater Drainage Improvement Program - \$1.4M
- Enhanced Pedestrian Safety and Accessibility - \$0.4M
- Road Surface Renewals - \$1.2M
- Solar Initiative Program - \$1.2M
- Works and Programs enabled by SRV (subject to IPART approval) - \$4.8M

We will continue to work closely with our executive in a collaborative manner to ensure the successful implementation of this Operational Plan 2018/2019. Accounting for our stewardship of the community's long term goals, we will report back to the community via the Annual Report on what has been achieved during the second year of implementing the Delivery Program 2017-2021.

Our continued commitment to the Hawkesbury community is to deliver on the actions contained within the Operational Plan 2018/2019 and to keep you informed of this progress and involved in the process.

We look forward to delivering these actions for the Hawkesbury community.

Operational Plan 2018-2019



L-R Back row: Councillor Sarah Richards, Councillor Patrick Conolly, Councillor Barry Calvert (Deputy Mayor), Councillor Paul Rasmussen, Councillor Emma-Jane Garrow, Councillor Nathan Zamprogno.

L-R Front row: Councillor Tiffany Tree, Councillor John Ross, Councillor Amanda Kotlash, Councillor Mary Lyons-Buckett (Mayor), Councillor Peter Reynolds, Councillor Danielle Wheeler.

Operational Plan 2018-2019

Hawkesbury City Council's vision, mission and values respond to our community's aspirations for the future.

Our Vision

We see the Hawkesbury as a vibrant and collaborative community living in harmony with our history and environment, whilst valuing our diversity, striving for innovation, a strong economy and retaining our lifestyle and identity.

Our Mission

Hawkesbury City Council leading and working with our community to create a healthy and resilient future.

Our Values

Hawkesbury City Council is a professional, friendly and ethical organisation that consults with, and listens to the community. In our daily activities we embrace the following values, and aim to deliver on these in an effective and efficient manner.

PROFESSIONAL

We set clear goals, measure results and seek to improve

We are sustainable

We are resilient

ETHICAL

We behave with integrity

We keep our commitments and deliver

We make fair and consistent decisions

ENGAGING

We value open and clear communication

We listen to the contribution of every individual

We value differences in people and their perspectives

COLLABORATIVE

We work together

We are cooperative

We share our ideas and talents




Integrated Planning and Reporting Framework

Operational Plan 2018-2019

Planning for a sustainable future

The process

The Hawkesbury Community Strategic Plan (CSP) was originally adopted by Council in 2009 and reviewed in 2017. The review of the CSP was supported by a Community Engagement Strategy. This latest review of the CSP provided a unique opportunity to review the overarching vision and strategy for the Hawkesbury to ensure it reflects the community's aspirations, and that the strategies are measurable. In preparing this CSP, we have listened to what the community has said it wants and taken into account the outcomes of the following reports:



In reviewing the CSP, Council and the community considered:

- Where are we now?
- Where do we want to go?
- How will we get there?
- How will we know when we get there?

Why

The CSP sits above all other Council Plans and Policies. Its purpose is to identify the Hawkesbury community's priorities and aspirations for the future. The strategies within it should take into consideration the issues and pressures that affect the community and the level of resources realistically available. Given this, the significance of the CSP to the community, and to Council, is of the highest order and ensuring that it is fully reflective of the Hawkesbury community's aspirations is viewed as critical.

Legislation requires that each newly elected Council must review their respective CSP and develop a new Delivery Program by 30 June in the year following the local government elections (i.e. 30 June 2017).

Operational Plan 2018-2019

How the framework links works and links to other plans

The Integrated Planning and Reporting Framework requires all local authorities in NSW to produce a Community Strategic Plan with a minimum timeframe of 10 years which is based on aspirations rather than actions. All subsequent Plans and Policies that outline Council's actions stem from the Community Strategic Plan including the Resourcing Strategy, a Delivery Program with a timeframe of four years (term of the Council), an annual Operational Plan, and an Annual Report. The following diagram, adapted from the Integrated Planning and Reporting Manual shows the structure and interrelated nature and linkages of plans in the Integrated Planning and Reporting Framework.



Community Strategic Plan

The CSP is the highest level plan that a council will prepare. It is a long term plan that identifies the main priorities and aspirations for the future of the local government area. The CSP establishes the strategic objectives together with strategies for achieving those objectives.

The CSP is to:

- address civic leadership, social, environmental and economic issues in an integrated manner
- be based on social justice principles of equity, access, participation and rights
- be adequately informed by relevant information relating to civic leadership, social, environmental and economic issues
- be developed having due regard to the State government's State Plan and other relevant State and regional plans of the State government.

While Council has a custodial role in initiating, preparing and maintaining the CSP on behalf of the Hawkesbury local government area, it is not wholly responsible for its implementation. Other partners, such as State agencies and community groups may also be engaged in delivering the long term objectives of the plan.

Resourcing Strategy

The CSP provides a vehicle for expressing long-term community aspirations. However, these will not be achieved without sufficient resources (i.e. time, money, assets and people) to actually carry them out.

The Resourcing Strategy consists of three components:

- Long Term Financial Planning
- Workforce Management Planning
- Asset Management Planning.

The Resourcing Strategy is the point where Council assists the community by sorting out who is responsible for what, in terms of the issues identified in the CSP. Some issues will clearly be the responsibility of Council, some will be the responsibility of other levels of government and some will rely on input from community groups or individuals. The Resourcing Strategy focuses in detail on matters that are the responsibility of the Council and looks more generally at matters that are the responsibility of others.

Delivery Program

The Delivery Program details the principal activities to be undertaken by Council over a four year period to implement the strategies established by the CSP within the resources available under the Resourcing Strategy.

The Council must establish a new Delivery Program after each ordinary election of Councillors to cover the principal activities of the Council for the four year period commencing on 1 July following an ordinary election.

The General Manager must ensure that regular progress reports are provided to the Council, reporting its progress with respect to the principal activities detailed in its Delivery Program. Progress reports must be provided at least every six months.

Operational Plan

The Operational Plan spells out the details of the Delivery Program by identifying the projects, programs and the activities to be engaged in by Council during the year to achieve the commitments made in the Delivery Program.

The Operational Plan includes Council's Statement of the Revenue Policy for the year covered by the Operational Plan.

Annual Report

The Annual Report is one of the key points of accountability between Council and the community.

The Annual Report focuses on Council's implementation of the Delivery Program and Operational Plan. The report also includes some information that is prescribed by the *Local Government (General) Regulation 2005*. This information has been included in the Regulation because the State Government believes that it is important for community members to know about it, to help their understanding of how Council has been performing both as a business entity and a community leader.

What has Council done in response to this framework?

In October 2016, Council resolved to implement a Community Engagement Strategy to inform the development of the Community Strategic Plan. The primary objectives of the Strategy were to:

1. document community needs, issues and priorities
2. clarify community priorities and expectation for the future
3. validate future priorities.

The new Council elected in September 2016 had an opportunity to review the CSP and as a result a new Community Engagement Strategy was adopted by Council for this purpose.

On 28 March 2017 Council adopted the new Hawkesbury Community Strategic Plan 2017-2036 after extensive community engagement.

After further community consultation, the new 4 year Delivery Program 2017-2021, Resourcing Strategy 2017-2021 and the 2017-2018 Operational Plan was adopted by Council on 13 April 2017.





A Snapshot

A Snapshot

Major Works and Highlights



Building Improvements - \$2.2M

- Deerubbin Centre
- Governor Phillip Park Boat Club
- Greenhills Childcare Centre
- North Richmond Community Precinct
- Pitt Town Community Facility
- Wilberforce Preschool
- Wilberforce School of Arts



Road Rehabilitation and Upgrades - \$7.4M

- Mountain Lagoon Road, Bilpin
- Cornwallis Road, Cornwallis
- East Kurrajong Road, East Kurrajong
- Sackville Road, Ebenezer
- Kurmond Road, Freemans Reach
- Terrace Road, Freemans Reach
- Kurmond Road, Kurmond
- Grose Vale Road, Kurrajong
- Old Hawkesbury Road, McGraths Hill
- Redbank Road, North Richmond
- Bathurst Street, Pitt Town
- Hall Street, Pitt Town
- The Driftway, Richmond
- Teviot Street, Richmond
- Settlers Road, St Albans
- Ham Street, South Windsor



Parks, Recreation Facilities & Amenities Improvements - \$1.7M

- Church Street Reserve
- Deerubbin Park
- Fernadell Park
- Ham Common
- Hanna Park
- Hawkesbury Park
- Holmes Drive Reserve
- Howe Park
- Macquarie Park
- McKenzie Park
- McQuade Park
- McMahon Park
- Pitt Town Memorial Park
- Woodbury Reserve
- Freemans Reach Tennis Court
- Hawkesbury Leisure Centres
- Richmond Pool
- Windsor Mall



Stormwater Drainage Improvement Program - \$1.4M

- Bradley Road Reserve, Bligh Park
- Rifle Range Road x George Street, Bligh Park
- Wheelbarrow Ridge Road, Colo Heights
- Ham x Macquarie Street, South Windsor
- Baker Street, Windsor



Enhanced Pedestrian Safety and Accessibility - \$0.4M

- Guardian Street, Bligh Park
- Enfield Avenue, North Richmond
- Flinders Pathway, North Richmond
- Chapel Street, Richmond
- East Market Street, Richmond
- Lennox Street, Richmond
- March Street, Richmond
- Moray Street, Richmond
- Paget Street, Richmond
- Pitt Street, Richmond
- Windsor Street, Richmond
- Argyle Street, South Windsor
- Collith Avenue, South Windsor
- George Street, South Windsor
- Macquarie Street, South Windsor
- Mileham Street, South Windsor
- Catherine Street, Windsor
- George Street, Windsor
- Johnston Street, Windsor
- The Terrace, Windsor
- Wilberforce Shopping Centre Precinct



Unsealed Road Renewals - \$0.2M
 Extension of Cycleways - \$0.2M
 Contribution to Hawkesbury Sports Council - \$1.1M
 Contribution to Emergency Services - \$1.5M
 Heritage Program - \$0.4M
 Purchase of Library Resources - \$0.3M
 Ferry Overhaul - \$500K
 Construction of new Waste Management Cell - \$1.0M
 Solar Initiatives - \$1.2M



Road Surface Renewals - \$1.2M

- | | |
|---------------------|------------------|
| • Agnes Banks | • Maraylya |
| • Bligh Park | • Mulgrave |
| • Bowen Mountain | • Oakville |
| • Cattai | • Pitt Town |
| • Central Macdonald | • Sackville |
| • East Kurrajong | • South Windsor |
| • Ebenezer | • The Slopes |
| • Freemans Reach | • Vineyard |
| • Grose Vale | • Webbs Creek |
| • Hobartville | • Wheeny Creek |
| • Kurrajong | • Wilberforce |
| • Kurrajong Heights | • Windsor |
| • Kurrajong Hills | • Windsor Downs |
| • Lower Macdonald | • Wisemans Ferry |
| • North Richmond | • Yarramundi |
| • Richmond | |

Solar Initiative Program - \$1.2M



Works and Programs enabled by SRV - \$4.8M

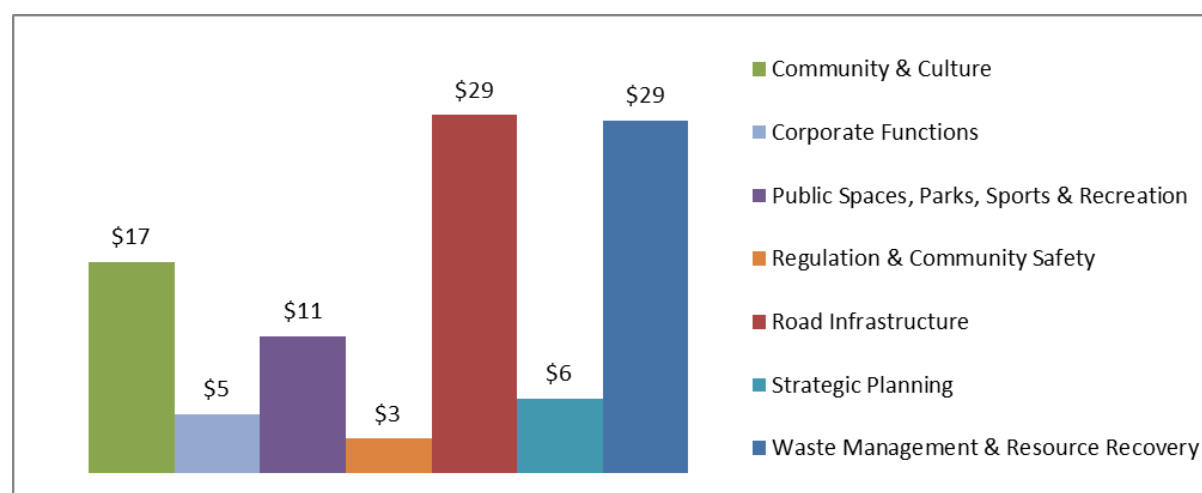
- Business Improvement - \$0.3M
- Volunteering & Community Development - \$0.2M
- Environment & Sustainable Living - \$0.2M
- Road Infrastructure Capital Works - \$2.9M
- Road Maintenance - \$0.2M
- Public Domain & Parklands Capital Works - \$0.2M
- Public Domain & Parklands Maintenance - \$0.2M
- Transport & Infrastructure Planning - \$0.2M
- Heritage & Urban Design - \$0.1M
- Economic Development & Events - \$0.3M

Operational Plan 2018-2019

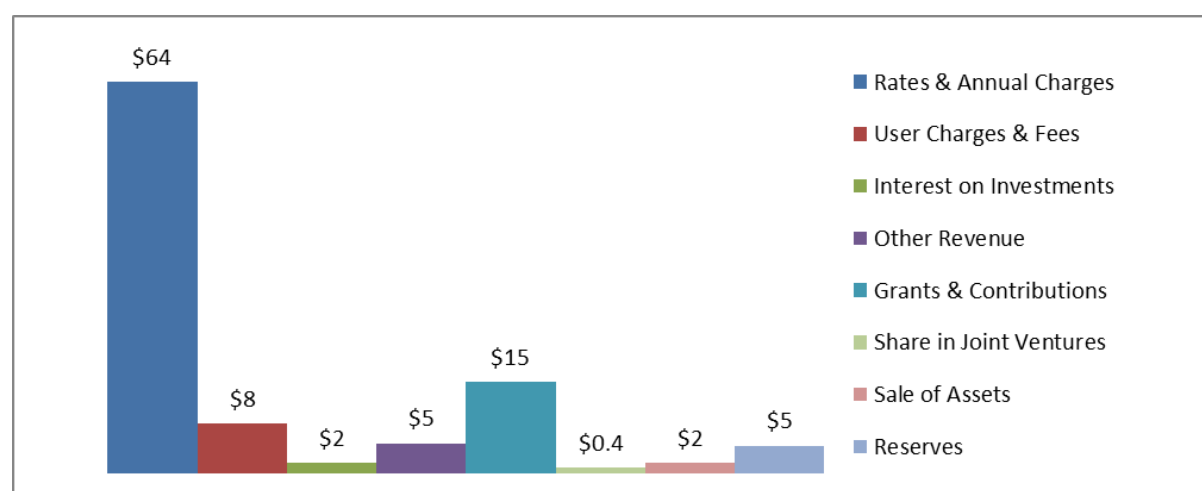
Our Budget

Where does the money come from?	\$Million	Where does Council spend our money?	\$Million
Rates and Annual Charges	56.3	Community and Culture	15.2
User Charges and Fees	7.2	Corporate Functions	4.3
Interest on Investments	1.6	Public Spaces, Parks, Sports and Recreation	9.9
Other Revenue	4.4	Regulation and Community Safety	2.5
Grants and Contributions	13.2	Road Infrastructure	25.8
Share in Joint Ventures	0.3	Strategic Planning	5.4
Sale of Assets	1.5	Waste Management & Resource Recovery	25.4
Internal Reserves (Net)	4.0		
TOTAL	88.5	TOTAL	88.5

How Council spends every \$100



How Council funds this





Operational Plan 2018-2019

Summary of Major Functions






Waste Management & Resource Recovery




Services and Facilities Area	Community Strategic Plan 2017-2036 (CSP) Link	Delivery Program (DP) 2017-2021 Link	Budget \$'s	CSP Area Highlighted (Symbol)
Landfill Operations	1.3.1, 1.3.2, 1.5.2, 3.3.1, 3.3.2.	1.3.1.1, 1.3.1.3, 1.3.2, 1.5.2, 3.3.1.1, 3.3.2.	\$2.5M	
Kerbside Waste Collection & Recycling	3.3.1, 3.3.2.	3.3.1.2, 3.3.2.	\$11.3M	
Sewer & Effluent Reuse Operations	1.3.1, 3.1.1, 3.1.2, 3.1.3,	1.3.1.1, 1.3.1.3, 3.1.2, 3.1.3.	\$7.5M	
Sullage Collection & Disposal	3.1.1, 3.1.2, 3.1.3, 3.1.4, 4.2.1.	3.1.1.1, 3.1.2, 3.1.3, 3.1.4, 4.2.1.1.	\$1.8M	
On-Site Sewer Management Facilities	3.1.4.	3.1.4.	\$0.3M	













Road Infrastructure

Services and Facilities Area	Community Strategic Plan 2017-2036 (CSP) Link	Delivery Program (DP) 2017-2021 Link	Budget \$'s	CSP Area Highlighted (Symbol)
Road maintenance and Construction	1.3.1, 1.3.2, 1.3.3, 1.4.1, 1.6.2, 4.1.1, 4.1.3, 4.1.4, 4.2.2.	1.3.1.1-3, 1.3.2, 1.3.3, 1.4.1, 4.1.1.1&2, 4.1.4, 4.2.2	\$27.2M	
Ferry Operations	4.1.1, 4.1.3.	4.1.1.1&2, 4.1.3.	\$1.2M	
Pathways	1.3.1, 1.3.2, 1.3.3, 4.1.1, 4.1.3, 4.1.4, 4.2.2.	1.3.1.1-3, 1.3.2, 1.3.3, 4.1.1.1&2, 4.2.2.	\$1.1M	
Car Parks	1.3.3, 4.1.1.	1.3.3, 4.1.1.1&2.	\$45K	
Traffic Management & Street Lighting	4.1.1, 4.1.2, 4.1.3, 4.1.4, 4.2.1.	4.1.1.1&2, 4.1.2, 4.1.3, 4.1.4, 4.2.1.1&2.	\$2.0M	

Community and Culture

Services and Facilities Area	Community Strategic Plan 2017-2036 (CSP) Link	Delivery Program (DP) 2017-2021 Link	Budget \$'s	CSP Area Highlighted (Symbol)
Community and Civic Events	5.2.4, 5.4.1, 5.5.1, 5.5.2, 5.5.3, 5.6.1.	5.2.4, 5.4.1, 5.5.1, 5.5.2, 5.5.3, 5.6.1.	\$0.3M	
Community Buildings & Management	4.3.3, 4.3.5.	4.3.3.1&2, 4.3.5.	\$7.1M	
Community & Event Sponsorship	2.3.1, 2.3.3, 2.4.1, 5.6.1	2.3.1, 2.3.3, 2.4.1, 5.6.1.	\$0.1M	
Library, Gallery & Museum	2.3.2, 2.3.3, 2.4.2, 2.5.2, 4.3.5.	2.3.2, 2.3.3, 2.4.2, 2.5.2, 4.3.5.	\$3.1M	
Community Partnerships Planning and Programs	2.1.2, 2.2.1, 2.3.1, 2.3.3, 2.4.1, 5.2.4.	2.1.2, 2.2.1, 2.3.1, 2.3.3, 2.4.1, 5.2.4.	\$0.8M	
Emergency Services & Disaster Management	1.4.1, 2.1.1, 2.3.1, 2.3.2.	1.4.1, 2.1.1, 2.1.2, 2.3.2.	\$3.1M	
Community Engagement	1.1.1, 1.2.1, 1.2.2.	1.1.1, 1.2.1, 1.2.2.	\$0.6M	
Visitor Information services	5.7.1, 5.7.2.	5.7.1.4&5, 5.7.2.	\$0.3M	






Public Spaces, Parks, Sports & Recreation





Services and Facilities Area	Community Strategic Plan 2017-2036 (CSP) Link	Delivery Program (DP) 2017-2021 Link	Budget \$'s	CSP Area Highlighted (Symbol)
Parks & Public Domain Cleaning & Maintenance	1.3.1, 1.3.2, 1.3.3, 2.1.2, 2.2.2, 2.3.1, 2.3.2, 2.3.3, 2.3.4, 3.1.2, 4.3.1, 4.3.2, 4.3.3, 5.4.2, 5.5.1, 5.5.3.	1.3.1.1-3, 1.3.2, 1.3.3, 2.1.2, 2.2.2, 2.3.1, 2.3.2, 2.3.3, 2.3.4, 3.1.2, 4.3.1, 4.3.2, 4.3.3.2, 5.4.2, 5.5.1, 5.5.3.	\$7.8M	
Street Sweeping	4.3.1, 4.3.2.	4.3.1, 4.3.2.	\$0.5M	
Playing Fields and Courts	2.2.2, 2.3.2.	2.2.2, 2.3.2.	\$0.8M	
Swimming Pools and Stadiums	1.3.1, 1.3.2, 1.3.3, 2.2.1, 2.2.2, 2.4.1, 4.3.2.	1.3.1.1-3, 1.3.2, 1.3.3, 2.2.1, 2.2.2, 2.4.1, 4.3.2.	\$2.3M	
Cemeteries	2.5.2, 2.5.3.	2.5.2, 2.5.3.2.	\$0.2M	

















Strategic Planning


Services and Facilities Area	Community Strategic Plan 2017-2036 (CSP) Link	Delivery Program (DP) 2017-2021 Link	Budget \$'s	CSP Area Highlighted (Symbol)
Strategic Land Use Planning	1.3.1, 1.4.1, 1.4.2, 4.2.2, 5.1.1, 5.1.4, 5.1.5, 5.2.2, 5.2.3., 5.3.1, 5.3.3, 5.6.2.	1.3.1.1&3, 1.4.1, 1.4.2, 4.2.2, 5.1.1.1&2, 5.1.4, 5.1.5, 5.2.2, 5.2.3, 5.3.1.1&2, 5.3.3.1&2, 5.6.2.	\$1.4M	
Development Assessments	1.5.1, 3.4.2.	1.5.1, 3.4.2.	\$2.0M	
Infrastructure Planning, Design and Delivery	4.1.1, 4.1.2, 4.1.3, 4.1.4, 4.2.1, 4.2.2, 5.1.1, 5.1.3, 5.1.5, 5.3.1, 1.6.2.	4.1.1.1&2, 4.1.2, 4.1.3, 4.1.4, 4.2.1.2, 4.2.2, 5.1.1.2, 5.1.3, 5.1.5, 5.3.1.1&2, 1.6.2.	\$1.1M	
Recreational & Open Space Planning	4.2.2, 4.3.1, 4.3.2, 5.1.1, 5.3.1.	4.2.2, 4.3.1, 4.3.2, 5.1.1.2, 5.3.1.1&2.	\$25K	
Environmental Management	3.1.1, 3.1.2, 3.1.3, 3.1.4, 4.2.1.	3.1.1.1, 3.1.2, 3.1.3, 3.1.4, 4.2.1.1&2.	\$0.6M	
Placemaking Programs	5.5.1, 5.5.2, 5.5.3.	5.5.1, 5.5.2, 5.5.3.	\$0.1M	
Economic Development & Tourism	1.4.1, 1.4.2, 2.3.3, 5.4.3, 5.5.2, 5.6.1, 5.7.1, 5.7.2, 5.7.3, 5.8.1,	1.4.1, 1.4.2, 2.3.3, 5.4.3.2, 5.5.2, 5.6.1, 5.7.1.1-5, 5.7.2, 5.7.3, 5.8.1.	\$0.3M	

Corporate Functions

Services and Facilities Area	Community Strategic Plan 2017-2036 (CSP) Link	Delivery Program (DP) 2017-2021 Link	Budget \$'s	CSP Area Highlighted (Symbol)
Information, Mapping & Technology Platforms	1.6.2	1.6.2	\$3.8M	
Records Management	1.6.2	1.6.2	\$0.7M	
Printing	1.6.2	1.6.2	\$0.2M	
Corporate Governance	1.4.1, 1.6.2	1.4.1, 1.6.2.	\$2.8M	
Risk Management	1.6.1, 1.6.2	1.6.1, 1.6.2.	\$1.3M	
Customer Services	1.2.3	1.2.3	\$1.3M	
Rates, Procurement & Financial Services	1.3.1, 1.5.2, 1.6.2.	1.3.1.1&2, 1.5.2, 1.6.2.	\$4.6M	
Human Resources	1.6.1, 1.6.2	1.6.1, 1.6.2.	\$0.6M	
Property Management	4.3.4.	4.3.4.	\$0.6M	
  				

Regulatory & Community Safety

Services and Facilities Area	Community Strategic Plan 2017-2036 (CSP) Link	Delivery Program (DP) 2017-2021 Link	Budget \$'s	CSP Area Highlighted (Symbol)
Parking Patrol	1.5.1, 2.1.2.	1.5.1, 2.1.2.	\$0.3M	
Regulation	1.5.1.	1.5.1.	\$0.5M	
Companion Animal Services & Shelter	1.5.1	1.5.1.	\$0.8M	
Public & Environmental Health Programs	1.5.1	1.5.1.	\$0.4M	 








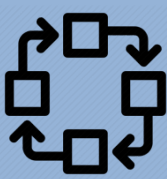




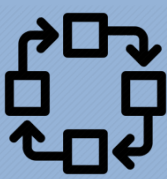


Strategic Initiative

Program Highlights

A More Commercial and Accountable Council

Key Highlight Area	Community Strategic Plan 2017-2036 (CSP) Link	Delivery Program (DP) 2017-2021 Link	Budget \$'s	CSP Area Highlighted (Symbol)
Business Strategy	1.3.1, 1.5.1, 1.5.2.	1.3.1.1&2, 1.5.1, 1.5.2.	Staff Time	
Property Strategy	1.3.1, 1.5.1, 1.5.2.	1.3.1.1&2, 1.5.1, 1.5.2.	Staff Time	
Organisational Development	1.6.1, 1.6.2.	1.6.1, 1.6.2.	\$0.2M	
Business Improvements	1.6.2	1.6.2.	\$0.2M	
Enterprise Risk Management	1.6.2.	1.6.2.	Staff Time	
Corporate Planning	1.3.1	1.3.1.1&2.	\$0.1M	
Asset Management	1.3.1, 1.3.2, 1.3.3, 1.5.2, 4.1.1, 4.1.3, 4.2.1, 4.2.2.	1.3.1.1&2, 1.3.2, 1.3.2, 1.5.2, 4.1.1.1&2, 4.1.3, 4.2.1.1&2, 4.2.2.	\$0.2M	
Project Delivery	1.6.2.	1.6.2.	\$0.4M	









Program Highlights

Working in Partnership with our Community

Key Highlight Area	Community Strategic Plan 2017-2036 (CSP) Link	Delivery Program (DP) 2017-2021 Link	Budget \$'s	CSP Area Highlighted (Symbol)
Volunteers and Community programs	2.3.1, 2.3.2, 2.3.3, 2.3.4, 2.4.1.	2.3.1, 2.3.2, 2.3.3, 2.3.4, 2.4.1.	\$0.2M	    
				

Program Highlights

Valuing our Natural and Built Environment









Key Highlight Area	Community Strategic Plan 2017-2036 (CSP) Link	Delivery Program (DP) 2017-2021 Link	Budget \$'s	CSP Area Highlighted (Symbol)
Heritage and Urban Design	5.2.1, 5.2.2, 5.2.3, 5.3.1, 5.3.2, 5.3.3.	5.2.1, 5.2.2, 5.2.3, 5.3.1.1&2, 5.3.3.1&2.	\$0.1M	
Environmental	3.1.1, 3.1.2, 3.1.3, 3.1.4, 3.2.1, 3.2.2, 3.2.3, 3.3.1, 3.3.2.	3.1.1.1&2, 3.1.2, 3.1.3, 3.1.4, 3.2.1, 3.2.2, 3.2.3, 3.3.1.1-3, 3.3.2.	\$0.2M	
Climate and Energy Efficiencies	3.2.1, 3.2.2, 3.2.3, 3.3.2.	3.2.1, 3.2.2, 3.2.3, 3.3.2.	\$1.2M	
				
				
				

Program Highlights

A Vibrant, Connected and Liveable Hawkesbury

Key Highlight Area	Community Strategic Plan 2017-2036 (CSP) Link	Delivery Program (DP) 2017-2021 Link	Budget \$'s	CSP Area Highlighted (Symbol)
Transport and Infrastructure	5.2.1, 5.2.2, 5.2.3, 5.3.1, 5.3.2, 5.3.3.	5.2.1, 5.2.2, 5.2.3, 5.3.1.1&2, 5.3.3.1&2.	\$0.2M	
Places and Spaces	3.1.1, 3.1.2, 3.1.3, 3.1.4, 3.2.1, 3.2.2, 3.2.3, 3.3.1, 3.3.2.	3.1.1.1&2, 3.1.2, 3.1.3, 3.1.4, 3.2.1, 3.2.2, 3.2.3, 3.3.1.1-3, 3.3.2.	Staff Time	
Tourism and Events	3.2.1, 3.2.2, 3.2.3, 3.3.2.	3.2.1, 3.2.2, 3.2.3, 3.3.2.	\$0.1M	
Town Centre Program	5.2.1, 5.2.2, 5.2.3, 5.3.1, 5.3.2, 5.3.3.	5.2.1, 5.2.2, 5.2.3, 5.3.1.1&2, 5.3.3.1&2.	Staff Time	
<div>    </div>				
				

Program Highlights Planning for a Sustainable Hawkesbury

Key Highlight Area	Community Strategic Plan 2017-2036 (CSP) Link	Delivery Program (DP) 2017-2021 Link	Budget \$'s	CSP Area Highlighted (Symbol)
Strategic Planning: Land Use	5.2.1, 5.2.2, 5.2.3, 5.3.1, 5.3.2, 5.3.3.	5.2.1, 5.2.2, 5.2.3, 5.3.1.1&2, 5.3.3.1&2.	\$0.1M	
Section 94	3.1.1, 3.1.2, 3.1.3, 3.1.4, 3.2.1, 3.2.2, 3.2.3, 3.3.1, 3.3.2.	3.1.1.1&2, 3.1.2, 3.1.3, 3.1.4, 3.2.1, 3.2.2, 3.2.3, 3.3.1.1-3, 3.3.2.	\$0.1M	
Urban Strategy	3.2.1, 3.2.2, 3.2.3, 3.3.2.	3.2.1, 3.2.2, 3.2.3, 3.3.2.	\$50K	
Regional Open Space Strategy	5.2.1, 5.2.2, 5.2.3, 5.3.1, 5.3.2, 5.3.3.	5.2.1, 5.2.2, 5.2.3, 5.3.1.1&2, 5.3.3.1&2.	\$40K	
Advocacy	5.2.1, 5.2.2, 5.2.3, 5.3.1, 5.3.2, 5.3.3.	5.2.1, 5.2.2, 5.2.3, 5.3.1.1&2, 5.3.3.1&2.	Staff Time	
<div>    </div> <div> Advocacy </div>				

Program Highlights

Strengthening our Capacity and Voice

Key Highlight Area	Community Strategic Plan 2017-2036 (CSP) Link	Delivery Program (DP) 2017-2021 Link	Budget \$'s	CSP Area Highlighted (Symbol)
Strategic Alliances: Western City Deals, Regional Strategic Alliance, WSROC and Other.	1.4.2.	1.4.2.	\$0.5M	    
				



Actions

CSP Strategy 1.1.1 Council's elected leaders will actively connect and collaborate with the community.		
Delivery Program Activity	Operational Plan Action	Measure
Achieve an increased community awareness of Council's elected leader's roles and responsibilities.	Council's elected leaders will attend events, functions and engagement activities throughout the year.	Number of events, functions and engagement activities attended.
CSP Strategy 1.2.1 Provide open and clear lines of communication with the community that use the most current forms of digital technology.		
Delivery Program Activity	Operational Plan Action	Measure
Provide a diverse range of opportunities for the community to be involved and engaged, seeking to achieve this through adherence to the International Association Public Participation principles	<ol style="list-style-type: none"> 1. Implement actions in the Digital Communication Strategy. 2. Commence reviewing Council's corporate website. 	<ol style="list-style-type: none"> 1. Actions Implemented. 2. Identify community needs. Statistical information reviewed.
CSP Strategy 1.2.2 Council's communication will be enhanced to ensure community awareness and understanding of the role Council plays in everyday life in the Hawkesbury.		
Delivery Program Activity	Operational Plan Action	Measure
Develop and implement community engagement programs.	Continue to annually engage with the community about Council's roles and functions.	Location, number and variety of engagement activities undertaken.



CSP Strategy 1.2.3 Provide quality customer service to the community.		
Delivery Program Activity	Operational Plan Action	Measure
<ol style="list-style-type: none"> 1. Provide customer services in accordance with International Customer Service Standard (ICSS) benchmarks. 2. Implement Council's Customer Service Improvement Strategy to support the provision of reliable and responsive customer services. 	Implement a program for the roll-out of on-line and digital customer service platforms.	Number of customer transactions migrated to online and digital platforms.

CSP Strategy 1.3.1 In all of Council's strategies, plans and decision making there will be a strong focus on financial sustainability.		
Delivery Program Activity	Operational Plan Action	Measure
<ol style="list-style-type: none"> 1. Develop and implement strategies to deliver sustainable services and facilities. 2. Identify and seek alternative income streams. 3. Develop a budget that sustains our provision of services and assets. 	<ol style="list-style-type: none"> 1. Informed by the annual Audit Program, pursue business process reviews, and where appropriate, implement outcomes of the review. 2. Review policy and procedures for development contributions plans and Voluntary Planning Agreements 	<ol style="list-style-type: none"> 1. Business processes reviewed and implemented where appropriate. 2. Policy and procedures reviewed.

CSP Strategy 1.3.2 Meet the needs of the community now and into the future by managing Council's assets with a long-term focus.		
Delivery Program Activity	Operational Plan Action	Measure
Develop and implement asset management strategies and plans to support sustainable service provision, in line with community expectations	Collaborate through the Regional Strategic Alliance on a regional approach to asset management. Including the completion of condition audits on relevant asset categories.	Complete condition audits on relevant asset categories.



CSP Strategy 1.3.3 Decisions relating to determining priorities will be made in the long term interests of the community.		
Delivery Program Activity	Operational Plan Action	Measure
Implement Council's Fit For The Future Strategies.	Implement Council's Fit for the Future Strategies in the development of the annual Operational Plan.	Actions implemented in accordance with the Fit for the Future strategies.
CSP Strategy 1.4.1 Foster positive relationships with all tiers of government and peak bodies to ensure a thorough understanding of the challenges and local requirements of the Hawkesbury.		
Delivery Program Activity	Operational Plan Action	Measure
Positive relationships with all tiers of government and peak bodies are pursued to enable Council to advise on the challenges and requirements of the Hawkesbury.	Engage with and provide advice to relevant government agencies and peak bodies in relation to the challenges and requirements of the Hawkesbury.	Engagement undertaken and advice provided.
CSP Strategy 1.4.2 Achieve higher strategic capacity through strategic alliances and partnerships.		
Delivery Program Activity	Operational Plan Action	Measure
Develop and maintain partnerships that facilitate management of resources and funding.	Work with strategic partners to pursue objectives in relation to: <ul style="list-style-type: none"> • Tourism • Waste Management • Asset Management • Procurement • Auditing • Environment • Transport • Employment 	Identify outcomes and record results.



SP Strategy		
1.5.1 Undertake Council initiatives within a clear and fair framework of strategic planning, policies, procedures and service standards as required under all regulatory frameworks.		
Delivery Program Activity	Operational Plan Action	Measure
Comply with all statutory corporate planning and reporting requirements	<ol style="list-style-type: none"> 1. Prepare Business Plans for each Council Business Unit, incorporating: <ul style="list-style-type: none"> • Policies • Enterprise Risk Management • Delegations • Authorities and Licenses • Training • Budgets • Resources • Contracts • Tenders 2. Prepare a draft Dashboard of Compliance with Legislative Requirements and Customer Service Standards. 	<ol style="list-style-type: none"> 1. Business Plans completed. 2. Draft Dashboard completed.

CSP Strategy		
1.5.2 Best practice, sustainability principles, accountability and good governance are incorporated in all activities undertaken by Council.		
Delivery Program Activity	Operational Plan Action	Measure
Develop and implement best practice processes and reporting measures.	<ol style="list-style-type: none"> 1. Investigate customer service complaints and compliments in accordance with process and timeframes within Council's Complaints Policy. 2. Conduct audits in accordance with the Annual Audit Program and report progress in relation to Audit findings. 	<ol style="list-style-type: none"> 1. Number of complaints finalised within timeframes. 2. Audits completed and recommendations implemented.



CSP Strategy 1.6.1 Council will seek to attract, develop and retain highly skilled staff and a highly capable workforce.		
Delivery Program Activity	Operational Plan Action	Measure
Implement strategies identified in Council's Workforce Management Plan.	Implement strategies identified in Council's Workforce Management Plan.	Strategies implemented.
CSP Strategy 1.6.2 Council's workforce, systems and processes will support high performance and optimal service delivery for our community.		
Delivery Program Activity	Operational Plan Action	Measure
Council's workforce, systems and processes will support high performance and optimal service delivery for our community.	Initiate an organisation-wide program of Business Improvement processes linked to Council's Fit for the Future Strategies and Customer Service Outcomes.	Development and implementation of Business Improvement processes.



Actions

CSP Strategy 2.1.1. Meet the needs of our community through effective flood, fire and other natural disaster management plans that promote the protection of life, property and infrastructure.		
Delivery Program Activity	Operational Plan Action	Measure
<ol style="list-style-type: none"> 1. Implement Council's Hawkesbury Floodplain Risk Management Plan. 2. Implement Council's Natural Hazards Resilience Study. 3. Participate with other authorities in the planning and implementation of their emergency and risk management plans. 	<ol style="list-style-type: none"> 1. Implement agreed priority actions of the Hawkesbury Floodplain Risk Management Plan. 2. Implement priority actions of Council's Natural Hazards Resilience Study. 3. Work with Rural Fire Service to develop and implement yearly hazard reduction programs. 	<ol style="list-style-type: none"> 1. Actions implemented. 2. Actions implemented. 3. Hazard Reduction program developed and implemented.

CSP Strategy 2.1.2 Make the Hawkesbury a friendly place where people feel safe.		
Delivery Program Activity	Operational Plan Action	Measure
Take action and develop partnerships to strengthen and achieve a safe and inclusive community.	<ol style="list-style-type: none"> 1. Implement crime prevention projects to respond to community safety concerns. 2. Implement Year 2 actions of the Hawkesbury Family and Domestic Violence Action Plan. 3. Implement anti-bullying initiatives based on the Hawkesbury Youth Summit Recommendations. 4. Implement priority activities and campaigns in Road Safety Action Plan 	<ol style="list-style-type: none"> 1. Number of projects and activities implemented. 2. Year 2 actions implemented. 3. Number of activities implemented. 4. Annual action plan developed and implemented.



CSP Strategy 2.2.1 Healthy, active ageing programs are promoted in partnership with government agencies and community organisations.		
Delivery Program Activity	Operational Plan Action	Measure
Resource the joint planning and provision of activities and programs which support healthy lifestyles.	Deliver health awareness and active lifestyle programs in partnership with the Hawkesbury District Health Service, YMCA and other stakeholders.	Number of programs delivered.

CSP Strategy 2.2.2 Encourage active participation in a range of sporting and recreational pursuits.		
Delivery Program Activity	Operational Plan Action	Measure
Implement the Hawkesbury Regional Open Space Strategy.	Implement the priority actions of the Hawkesbury Regional Open Space Strategy.	Number of priority actions implemented.

CSP Strategy 2.3.1 Encourage and facilitate community partnerships.		
Delivery Program Activity	Operational Plan Action	Measure
Provide financial and other support to assist community groups to build social capital through the sponsorship of community programs and events.	Implement Council's Community Sponsorship Program and support the delivery of non-Council funding programs.	Value of support provided.



CSP Strategy	2.3.2 Support and expand active volunteering.
---------------------	--

Delivery Program Activity	Operational Plan Action	Measure
Support and resource active volunteerism within the community.	<ol style="list-style-type: none"> 1. Explore opportunities to expand the number of volunteers across Council operations. 2. Support community management of community services. 3. Support community management of community facilities (halls and community centres). 4. Support volunteer Bush Care groups. 5. Support Clean-up Australia Day volunteers. 6. Promote the Cultural Services volunteer program. 7. Maintain the Community Volunteer Program at the Hawkesbury Companion Animal Shelter. 	<ol style="list-style-type: none"> 1. Volunteer numbers. 2. Number of requests responded to within required timeframes. 3. Number of requests responded to within required timeframes and increase in utilisation of community facilities. 4. Number of groups and participants supported. 5. Number of sites and participants. 6. Number of volunteers. Training and recognition programs delivered. 7. Program maintained and volunteer numbers monitored.

CSP Strategy	2.3.3 Advocate and facilitate constructive and productive partnerships with residents, community groups and institutions.
---------------------	--

Delivery Program Activity	Operational Plan Action	Measure
Advocate and facilitate constructive and productive partnerships with residents, community groups and institutions.	Provide corporate governance and financial services to delegated managing agents for Council's externally funded community services (Peppercorn Services Inc.).	Funding and statutory requirements as negotiated with funding bodies achieved.

CSP Strategy	2.3.4 Develop opportunities for active involvement of residents in the management of parks and public spaces in the Hawkesbury.
---------------------	--

Delivery Program Activity	Operational Plan Action	Measure
Develop opportunities for active involvement of residents in the management of parks and public spaces in the Hawkesbury.	Continue the partnership with the Hawkesbury Sports Council to deliver contemporary solutions to sporting needs.	<ol style="list-style-type: none"> 1. Funding provided. 2. Annual report to Council from Sports Council.



CSP Strategy	2.4.1 Work in partnership with government and community organisations to improve services and facilities for disadvantaged and vulnerable groups, and to build stronger and more cohesive communities.
---------------------	---

Delivery Program Activity	Operational Plan Action	Measure
Advocate for the provision of affordable and accessible health care, housing, aged care, mental health, youth and family services and other community services.	<ol style="list-style-type: none"> 1. Implement Council-endorsed priority actions of the Affordable Housing Working Group. 2. Prepare a Health and Well-being Action framework. 3. Participate on local, regional and State planning forums to advocate for the affordable housing and human service needs of the Hawkesbury. 4. Work with community groups to establish and support community and bush tucker groups. 5. Investigate establishment of a Homelessness Hub. 	<ol style="list-style-type: none"> 1. Actions implemented. 2. Framework prepared. 3. Meetings attended as required. 4. Number of initiatives commenced. 5. Options for a Homelessness Hub reported to Council.

CSP Strategy	2.4.2 Provide flexible services that can adapt to changing community needs and service demands.
---------------------	--

Delivery Program Activity	Operational Plan Action	Measure
Undertake community consultation and engagement to understand community needs and service demands.	Undertake community consultation and engagement to understand community needs and service demands.	Consultation and engagement undertaken as required.



CSP Strategy 2.5.1 Encourage and support all residents to participate in all aspects of community, cultural and civic life.		
Delivery Program Activity	Operational Plan Action	Measure
<ol style="list-style-type: none"> 1. Work in partnership with government and non-government agencies to develop and deliver action plans for an inclusive community. 2. Resource the planning of activities and events which celebrate community and cultural diversity in conjunction with inter-agency organising committees. 3. Provide a range of cultural and community programs and services, and civic events, that strengthen the capacity, well-being and cultural identity of our community. 	<ol style="list-style-type: none"> 1. Implement Year 2 actions of Council's Disability Inclusion Access Plan. 2. Work with young people and youth service providers to plan and stage Youth Summits and implement recommendations arising from Youth Summit proceedings. 3. Provide financial and other support to community groups to plan and deliver community events and activities. 4. Outcomes of youth services and facilities audit are reviewed to identify options for improving youth services/facilities. 5. Work with members of LGBTQI community to facilitate a local annual community event and undertake initiatives that recognise and celebrate community diversity. 6. Adopt the Hawkesbury Cultural Development Plan. 7. Provide library outreach services and access to library collections. 	<ol style="list-style-type: none"> 1. Year 2 actions implemented. 2. Youth Summit 2019 held and outcomes reported to Council. 3. Number of events supported. 4. Strategies for youth services and facilities development reported to Council. 5. Annual event supported. Number of initiatives undertaken. 6. Plan reported to Council for adoption. 7. Number of book deposit visits. Number of library pop ups. Number of nursing home and house-bound visits.



CSP Strategy 2.5.2 Provide community and cultural services through a range of affordable and accessible facilities.		
Delivery Program Activity	Operational Plan Action	Measure
Provide a range of cultural and community programs and services that strengthen the capacity, well-being and cultural identity of our community.	<ol style="list-style-type: none"> 1. Provide Gallery exhibitions and services which celebrate our local culture and strengthen the cultural identity of our community. 2. Provide library collections and services that strengthen capacity and well-being of our community. 	<ol style="list-style-type: none"> 1. Number of Exhibitions, public programs involving local artists, local artists stock in Gallery shop and number of Gallery visitors. 2. Number of different programs, collections items, and library visitors.

CSP Strategy 2.5.3 Recognise, conserve and promote the area's history and heritage for current and future generations.		
Delivery Program Activity	Operational Plan Action	Measure
<ol style="list-style-type: none"> 1. Provide a range of history and cultural heritage programs and exhibitions. 2. Review and implement Council's Heritage Strategy. 3. Through the Masterplanning processes for the revitalisation of the Richmond and Windsor Town Centres provide opportunity to consider the recognition and promotion of the area's history and heritage. 4. Provide a range of media to recognize and promote the area's history and heritage. 	<ol style="list-style-type: none"> 1. Provide library programs which celebrate our local history and manage the library's local history collection. 2. Provide museum collection programs which celebrate our significant heritage and history and manage the museum's history collection. 3. Review and implement agreed priority actions of Council's Heritage Strategy. 4. Complete master planning for town centre revitalisation of Richmond and Windsor. 5. Work with respective Committees to produce a range of media to promote the areas heritage. 	<ol style="list-style-type: none"> 1. Number of local history programs, participants, collections items, and items online. 2. Number of exhibitions, public programs, participants, and collection items. 3. Review completed and actions implemented. 4. Complete masterplans. 5. Range of media released and promoted.



Actions

CSP Strategy 3.1.1 Encourage effective management and protection of our rivers, waterways, riparian land, surface and ground waters, and natural eco-systems through local action and regional partnerships.		
Delivery Program Activity	Operational Plan Action	Measure
<ol style="list-style-type: none"> 1. Manage and protect our rivers, waterways, riparian land, surface and groundwaters, and natural eco-systems through local action and regional partnerships. 2. Create opportunities to work with local volunteers and provide education on environmental issues, threats and opportunities. 	Implement the priority actions of the Upper Hawkesbury River Estuary Coastal Zone Management Plan.	Actions implemented.

CSP Strategy 3.1.2 Act to protect and improve the natural environment, including working with key agency partners.		
Delivery Program Activity	Operational Plan Action	Measure
Take action and engage with relevant government agencies and community groups to protect the natural environment.	Actively manage onsite sewage management systems effectively through the NSW Septic Safe Program.	Implement program for management of systems in accordance with the provisions of the NSW Septic Safe Program.



CSP Strategy 3.1.3 Minimise our community's impacts on habitat and biodiversity, and protect areas of conservation value.		
Delivery Program Activity	Operational Plan Action	Measure
Develop and implement programs that encourage the community to care for the natural environment.	<ol style="list-style-type: none"> 1. Provide bush regeneration activities on riparian corridors and natural ecosystems within Council managed land. 2. Grow endemic plants at the community nursery for parks, reserves, and Land-care groups. 	<ol style="list-style-type: none"> 1. Number and location of activities. 2. Number of plants distributed.
CSP Strategy 3.1.4 Use a range of compliance measures to protect the natural environment.		
Delivery Program Activity	Operational Plan Action	Measure
Identify, investigate and resolve unauthorised and environmentally harmful development	Identify, investigate and resolve unauthorised and environmentally harmful development in accordance with Council's Compliance & Enforcement Policy.	Investigations undertaken and compliance action taken.
CSP Strategy 3.2.1 Our community is informed and acts to reduce our ecological footprint.		
Delivery Program Activity	Operational Plan Action	Measure
Develop and implement community sustainability programs.	Review and implement Council's Waste Education Program.	Program reviewed and implemented.
CSP Strategy 3.2.2 Alternative forms of energy are embraced throughout the Hawkesbury.		
Delivery Program Activity	Operational Plan Action	Measure
Investigate and implement alternative energy forms where feasible.	Implement renewable energy and energy efficiency projects.	Projects implemented.



CSP Strategy 3.2.3 Become a carbon neutral Local Government Area.		
Delivery Program Activity	Operational Plan Action	Measure
Investigate opportunities and take action to assist Council in becoming a carbon neutral organisation.	Based on the baseline data, investigate opportunities for Council to manage, lead and advocate for the benefits to becoming a carbon neutral organisation.	Opportunities identified and investigated.

CSP Strategy 3.3.1 Develop and maintain active partnerships that will result in the innovative management of our community's waste, with an emphasis on resource recovery and waste minimisation.		
Delivery Program Activity	Operational Plan Action	Measure
<ol style="list-style-type: none"> Finalise and commence implementation of a Waste Management Strategy. Conduct kerbside recycling audits with a view to reducing contamination levels. Operate recycled water systems at South Windsor and McGraths Hill Sewage Treatment Plants. 	<ol style="list-style-type: none"> In the context of the Regional Strategy and the Regional Strategic Alliance, prepare a draft Council Waste Management Strategy. Operate recycled water systems at South Windsor and McGraths Hill Sewage Treatment Plants. 	<ol style="list-style-type: none"> Draft strategy prepared and reported. Number of customers and volume of recycled water used.

CSP Strategy 3.3.2 Undertake community education on best practice environmental sustainability and climate change issues		
Delivery Program Activity	Operational Plan Action	Measure
Develop and implement environmental sustainability and climate change education programs.	<ol style="list-style-type: none"> Implement Council's Waste Education Program. Provide information for tenants of Council leased buildings on caring for their environment and implementing sustainable practices. 	<ol style="list-style-type: none"> Program reviewed and implemented. Information provided as necessary.



CSP Strategy 3.4.1 Work with businesses and tourism operators to promote good practice and sustainability principles.		
Delivery Program Activity	Operational Plan Action	Measure
1. Undertake the industrial premises audit program. 2. Undertake the inspection of regulated commercial premises in accordance with a risk based program.	1 Undertake the industrial premises audit program targeting small and medium businesses that pose a significant risk to the environment. 2 Conduct inspections of food shops, public swimming pools, skin penetration premises and cooling systems in accordance with legislative requirements.	1. Program undertaken. 2. Inspections undertaken.
CSP Strategy 3.4.2 Development is functional, attractive and sympathetic with the environment, and avoids unnecessary use of energy, water or other resources.		
Delivery Program Activity	Operational Plan Action	Measure
Investigate opportunities and act to encourage development that is functional, attractive and sympathetic with the environment, and avoids unnecessary use of energy, water or other resources.	Incorporate ecologically sustainable building and road construction practices into Council projects.	Use of water and energy efficient products and technology. Use of sustainable, renewable and recycled building and road construction materials.



Actions

CSP Strategy		
4.1.1 Our roads and other transport infrastructure will be planned and provided to ensure connected, efficient and safe movement for all modes of transport.		
Delivery Program Activity	Operational Plan Action	Measure
<ol style="list-style-type: none"> 1. Explore and implement solutions to traffic congestion on our major roads. 2. Advocate for the provision of major transport services and linkages to improve transport connections within and external to the City. 	<ol style="list-style-type: none"> 1. Undertake a review of parking requirements and provisions in Windsor and Richmond, and implement solutions to address any identified parking issues. 2. Complete Stage 2 of the comprehensive traffic study of the Hawkesbury. 3. Assist the NSW Roads and Maritime Service in understanding and taking action to reduce traffic congestion within the Hawkesbury. 4. Advocate for the provision of major transport services and linkages to improve transport connections within and external to the Hawkesbury. 	<ol style="list-style-type: none"> 1. Solutions explored and implemented. 2. Stage 2 completed. 3. Assistance provided to NSW RMS. 4. Advocacy undertaken.
CSP Strategy		
4.1.2 Establish and maintain relationships with transport providers and other levels of government to improve and extend public transport services.		
Delivery Program Activity	Operational Plan Action	Measure
Establish and maintain relationships with transport providers and other levels of government to improve and extend public transport services.	Work with Peppercorn Services Inc. and other providers to improve access to community transport services.	Access provided to community transport services.



CSP Strategy		4.1.3 Have a comprehensive transport system of well maintained local and regional linkages that are financially and environmentally sustainable and respond to community safety, priorities and expectations.	
Delivery Program Activity		Operational Plan Action	Measure
1. Undertake operational programs associated with construction and maintenance of roads and ancillary facilities.		All works and activities undertaken with Capital Works Program and Operational Plan.	Works completed on time and within budget.

CSP Strategy		4.1.4 Provide mobility links throughout the City to connect our centres, parks and facilities.	
Delivery Program Activity		Operational Plan Action	Measure
Review and implement the Hawkesbury Mobility Plan.		Implement the Hawkesbury Mobility Plan.	Priority works implemented.



CSP Strategy 4.2.1 Our community's current and future utility infrastructure needs (water, sewer, waste, stormwater, gas, electricity and telecommunications) are identified and delivered.		
Delivery Program Activity	Operational Plan Action	Measure
<ol style="list-style-type: none"> Design, construct, operate and maintain Council's wastewater, stormwater and solid waste facilities to ensure efficient and effective best practices. Assist other levels of government to deliver the utility infrastructure for which they are responsible. With providers and users, report any telecommunication service shortfall issues. Advocate to improve delivery of telecommunication services, incorporating a range of telecommunication services. Investigate telecommunications directions, in particular the digital era. 	<ol style="list-style-type: none"> Provide sillage pump out services to residential, commercial and industrial customers. Explore opportunities to increase use of the recycled water system at the South Windsor Sewage Treatment Plant. Assist relevant government agencies to remedy existing utility infrastructure deficiencies and ensure the provision of necessary utility infrastructure for new development. 	<ol style="list-style-type: none"> Services provided. Number of customers and volume of recycled water used. Assistance provided.
CSP Strategy 4.2.2 New development and infrastructure provision is aligned and meets community needs.		
Delivery Program Activity	Operational Plan Action	Measure
Plan for the infrastructure needs of the community and identify infrastructure requirements for new development.	Identify, seek funding, and enable the delivery of infrastructure associated with new development to meet community needs.	Appropriate infrastructure requirements are included in relevant development consents, Development Contribution Plans and Voluntary Planning Agreements.



CSP Strategy 4.3.1 Provide a variety of quality passive recreation spaces including river foreshores, parks, bushland reserves and civic spaces to enhance our community's health and lifestyle.		
Delivery Program Activity	Operational Plan Action	Measure
Provide passive recreation opportunities in accordance with the Hawkesbury Regional Open Space Strategy.	Manage passive recreational spaces in accordance with strategies.	Actions implemented.
CSP Strategy 4.3.2 Provide a variety of quality active recreation spaces including playgrounds, sporting fields, pool, stadium and multipurpose centres to enhance our community's health and lifestyle.		
Delivery Program Activity	Operational Plan Action	Measure
Provide active recreation opportunities in accordance with the Hawkesbury Regional Open Space Strategy.	Manage active recreational spaces in accordance with strategies.	Actions implemented.
CSP Strategy 4.3.3 Provide a variety of quality shared spaces including meeting spaces accommodating public art, cultural and environmental amenity to enhance our community's health and lifestyle.		
Delivery Program Activity	Operational Plan Action	Measure
1. Provide sustainable support for community groups. 2. Prepare design briefs for redevelopment of community precincts and upgrade of community facilities.	1. Manage Deerubbin Centre community rooms for use by community groups. 2. Manage Museum bookings for community meetings and events. 3. Prepare a design brief for redevelopment of the North Richmond Community Precinct. 4. Prepare a design brief for redevelopment of the Bligh Park Community Precinct.	1. Number of bookings by community groups. 2. Number of bookings by community groups. 3. Design brief prepared. 4. Design brief prepared.



CSP Strategy 4.3.4 Manage commercial spaces available for business and investment across the Hawkesbury's local centres.		
Delivery Program Activity	Operational Plan Action	Measure
Seek to optimize occupancy rates for Council owned commercial properties.	Seek to optimise occupancy rates and rental returns for Council owned commercial properties	<ol style="list-style-type: none"> 1. Occupancy rates of Council owned commercial properties. 2. Rental returns to Council.
CSP Strategy 4.3.5 Provision by Council of the administrative and civic spaces on behalf of the community including the Council's Administrative Buildings, Local Libraries, Gallery, Museum and heritage buildings.		
Delivery Program Activity	Operational Plan Action	Measure
Provide administrative and commercial spaces on behalf of the community.	<ol style="list-style-type: none"> 1. Review Library, Gallery and Museum spaces so that they evolve to attract a wide range of users. 2. Implement Council's building maintenance program. 	<ol style="list-style-type: none"> 1. Place and spaces reviewed. 2. Program implemented.



Actions

CSP Strategy 5.1.1 Council's Planning is integrated and long term.		
Delivery Program Activity	Operational Plan Action	Measure
1. Council's planning is consistent with the Office of Local Government's Integrated Planning and Reporting Framework. 2. Implement Council's Fit For The Future strategies.	1. Ensure that Council's planning is consistent with the Office of Local Government's Integrated Planning and Reporting Framework. 2. Implement Council's Fit of the Future strategies.	1. Compliance with Office of Local Government Planning and Reporting Framework. 2. Strategies implemented.
CSP Strategy 5.1.2 Council's decision making on all matters is transparent, accessible and accountable.		
Delivery Program Activity	Operational Plan Action	Measure
Council meetings are held in accordance with the Code of Meeting Practice and Council resolutions are documented and available.	Ensure compliance with Code of Meeting Practice.	Compliance with Code of Meeting Practice.
CSP Strategy 5.1.3 Council will continually review its service provision to ensure best possible outcomes for the community.		
Delivery Program Activity	Operational Plan Action	Measure
Undertake community engagement relating to service level reviews.	Undertake community engagement in relation to any further business process and/or service reviews.	Engagement and reviews undertaken.



CSP Strategy 5.1.4 Encourage increased community participation in planning and policy development.		
Delivery Program Activity	Operational Plan Action	Measure
Encourage increased community participation in planning and policy development.	Undertake community engagement associated with planning and policy development in accordance with Council's Engagement Policy and/or legislative requirements.	Community engagement undertaken.
CSP Strategy 5.1.5 The needs of our community will be reflected in Local, State and Regional Plans.		
Delivery Program Activity	Operational Plan Action	Measure
Advocate for the expressed needs of the Hawkesbury to be included in local, regional and State plans.	Advocate for the expressed needs of the Hawkesbury to be included in local, regional and State plans.	Advocacy undertaken.
CSP Strategy 5.2.1 Our planning and actions will ensure that Aboriginal and Non Aboriginal heritage are integral to our City.		
Delivery Program Activity	Operational Plan Action	Measure
Review and implement Council's Heritage Strategy.	1. Review and implement priority actions of the Heritage Strategy.	1. Strategy reviewed and actions implemented.
	2. Complete masterplanning processes for Richmond and Windsor Town Centres.	2. Masterplanning processes completed.
	3. Museum manages the Aboriginal and Non Aboriginal collections in its care and provides interpretation of Aboriginal and Non Aboriginal history.	3. Number of collections, exhibitions, publications, public programs, and consultation with Aboriginal groups.



CSP Strategy 5.2.2 Encourage and implement progressive urban design, sensitive to environment and heritage issues.		
Delivery Program Activity	Operational Plan Action	Measure
Explore and implement progressive urban design, sensitive to environment and heritage issues.	Review and amend the Hawkesbury Local Environmental Plan 2012 and Hawkesbury Development Control 2002.	Local Environmental Plan and Development Control Plan reviewed and amended where appropriate.
CSP Strategy 5.2.3 Sympathetic, adaptive and creative uses for heritage sites and buildings across the City will be encouraged and promoted.		
Delivery Program Activity	Operational Plan Action	Measure
Encourage and promote sympathetic adaptive and creative uses of heritage sites and buildings.	Engage specialist Heritage and Urban Design Resource to service the heritage and urban design needs of the Council.	Resource established.
CSP Strategy 5.2.4 As a community, we will identify ways to become better connected with our Aboriginal people, their history and culture.		
Delivery Program Activity	Operational Plan Action	Measure
Develop and implement a Reconciliation Action Plan.	Reconciliation Action Plan reported to Council and a resourcing framework for implementing Year 1 actions developed.	Action Plan complete and resourcing framework developed.
CSP Strategy 5.3.1 Growth and change in the Hawkesbury will be identified, planned for and valued by the community.		
Delivery Program Activity	Operational Plan Action	Measure
1. Prepare and implement necessary strategies to inform landuse, infrastructure and service plans. 2. Lobby other levels of government to deliver the infrastructure and services for which they are responsible.	Complete the Rural and Urban Land Strategy.	Strategy completed.



CSP Strategy	5.3.2 The diverse housing needs of our community will be met through research, active partnerships and planned development.
---------------------	--

Delivery Program Activity	Operational Plan Action	Measure
<ol style="list-style-type: none"> 1. Establish partnerships with developers and community housing providers. 2. In conjunction with regional stakeholders plan and implement a Regional Housing Strategy. 	Investigate affordable rental housing opportunities and partnerships.	Affordable rental housing opportunities and partnerships investigated and reported to Council.

CSP Strategy	5.3.3 Plan for a balance of agriculture, natural environment and housing that delivers viable rural production and maintains rural character.
---------------------	--

Delivery Program Activity	Operational Plan Action	Measure
<ol style="list-style-type: none"> 1. Develop and implement a Rural and Resource Land Strategy. 2. Prepare necessary strategies to inform landuse plans and education awareness programs based on a peri-urban context. 	Complete the Rural and Urban Land Strategy.	Strategy completed.

CSP Strategy	5.4.1 Celebrate and use our rivers for a range of recreation, leisure, tourism and event activities.
---------------------	---

Delivery Program Activity	Operational Plan Action	Measure
Implement the Hawkesbury Horizon Initiative.	<ol style="list-style-type: none"> 1. Provide access to the Hawkesbury River for events and recreational activities. 2. Seek funding associated with implementation of the Hawkesbury Horizon Initiative through the Greater Sydney Commission, the City Deal and other opportunities. 	<ol style="list-style-type: none"> 1. Number of events held along river foreshore. 2. Funding sought.



CSP Strategy 5.4.2 Develop active partnerships and implement programs designed to improve the health of our rivers and river banks.		
Delivery Program Activity	Operational Plan Action	Measure
Implement Council's Upper Hawkesbury River Estuary Coastal Zone Management Plan.	Implement the priority actions of the Upper Hawkesbury River Estuary Coastal Zone Management Plan.	Actions implemented.

CSP Strategy 5.4.3 Encourage agriculture production, vegetation conservation, tourism, recreation and leisure uses within our floodplains.		
Delivery Program Activity	Operational Plan Action	Measure
<ol style="list-style-type: none"> 1. Implement the Hawkesbury Floodplain Risk Management Plan. 2. Explore business opportunities in 'green space' to use floodplain lands. 	Implement agreed priority actions of the Hawkesbury Floodplain Risk Management Plan.	Actions implemented.

CSP Strategy 5.5.1 Revitalise and enhance our two significant town centres of Windsor and Richmond, to create thriving centres each with its own character that attracts residents, visitors and businesses.		
Delivery Program Activity	Operational Plan Action	Measure
Take action to revitalise and enhance the Windsor and Richmond town centres in order to create thriving centres each with its own character that attracts residents, visitors and businesses.	<ol style="list-style-type: none"> 1. Work with community event organisers to develop events that showcase and build on strengths of towns and villages. 2. Implement Gallery and Museum programs and promotions which enhance their reputation as cultural tourism destinations and community resources. 3. Undertake masterplanning process for Richmond and Windsor. 4. Implement Library programs and promotions to attract use and visitation. 	<ol style="list-style-type: none"> 1. Number and type of events. 2. Number of Gallery and Museum visitors from outside the LGA. 3. Complete masterplanning 4. Number of visitors to Richmond and Windsor Central Library.



CSP Strategy 5.5.2 Create active partnerships to develop a network of vibrant centres, creating opportunities for business growth and community connection.		
Delivery Program Activity	Operational Plan Action	Measure
Develop opportunities for the active involvement of residents and business to participate in precinct planning activities.	<ol style="list-style-type: none"> 1. Maintain and refine annual events calendar. 2. Undertake community engagement in relation to the masterplanning process for Richmond and Windsor. 	<ol style="list-style-type: none"> 1. Calendar maintained. 2. Engagement undertaken.
CSP Strategy 5.5.3 Assist our town and village centres to become vibrant local hubs.		
Delivery Program Activity	Operational Plan Action	Measure
Prepare and implement strategies to activate town centres and villages that also showcase our heritage and character.	<ol style="list-style-type: none"> 1. Maintain and refine annual events calendar. 2. Undertake masterplanning process for Richmond and Windsor. 	<ol style="list-style-type: none"> 1. Calendar maintained. 2. Masterplanning completed.
CSP Strategy 5.6.1 Foster and promote an annual program of events, festivals, sporting and cultural activities that allows our communities to connect and celebrate with one another.		
Delivery Program Activity	Operational Plan Action	Measure
Develop and implement annual events programs.	Maintain and refine annual events calendar.	<ol style="list-style-type: none"> 1. Calendar maintained. 2. Number and variety of events. 3. Attendance at events.



CSP Strategy	5.6.2 Masterplanning processes will be prepared in consultation with the community, key stakeholders and partners to establish the specific strategies for town and village centres
---------------------	--

Delivery Program Activity	Operational Plan Action	Measure
Encourage and facilitate community engagement and participation associated with Masterplanning processes.	Undertake masterplanning process for Richmond and Windsor.	1. Masterplanning processes completed.

CSP Strategy	5.7.1 Working in partnership we will actively market our City and our capabilities to existing and potential businesses, visitors, investors.
---------------------	--

Delivery Program Activity	Operational Plan Action	Measure
<ol style="list-style-type: none"> 1. Define local and regional markets. 2. Support training, networking and development of business community to address business skills and job creation and retention. 3. Develop and implement an Economic Development Strategy. 4. Review and provide visitor services. 5. Develop a Hawkesbury Brand Strategy. 	<ol style="list-style-type: none"> 1. Work with the Hawkesbury Tourism Advisory Committee and the Regional Strategic Alliance in the enhancement of the visitor information website. 2. Work with support agencies to investigate employment opportunities for people with disability. 3. Prepare a brief for a Hawkesbury Brand Strategy. 	<ol style="list-style-type: none"> 1. Enhancements completed. 2. Programs implemented. 3. Strategy brief completed.

CSP Strategy	5.7.2 Working in partnership we will develop the Hawkesbury tourism product to enhance and strengthen opportunities within our tourism sector.
---------------------	---

Delivery Program Activity	Operational Plan Action	Measure
Work with tourism sector and other parties to develop a local and regional approach to tourism.	In the context of the Hawkesbury Tourism Strategy, work with Regional Strategic Alliance partners and the Hawkesbury Tourism Advisory Committee to identify and pursue opportunities to grow local tourism.	Actions implemented to grow local tourism.



CSP Strategy 5.7.3 Businesses are encouraged and upskilled to adopt more ethical and sustainable practices.		
Delivery Program Activity	Operational Plan Action	Measure
Facilitate access to learning opportunities for business and employees to improve business ethics and practices.	Convene meetings and events with a range of business interests.	Number of meetings and events.
CSP Strategy 5.8.1 Plan for a range of industries that build on the strengths of the Hawkesbury to stimulate investment and employment in the region.		
Delivery Program Activity	Operational Plan Action	Measure
Planning instruments and other land use documents are to include provisions to provide a range of business activities consistent with environmental constraints and strengths of Hawkesbury.	Review LEP and DCP to reflect opportunities emanating from the Greater Sydney Commission District Plan and the City Deal to press for the retention and expansion of the range of business activities.	LEP and DCP reviewed and amended where necessary.
CSP Strategy 5.8.2 Increase the focus on jobs and innovation to build on our strengths and achieve a diverse industry base.		
Delivery Program Activity	Operational Plan Action	Measure
Monitor changes in employment and investigate jobs skills and skills of the future and growth sectors.	Identify and develop strategic relationships with potential partners.	Partnerships identified and meetings held.
CSP Strategy 5.8.3 Actively support the retention of the Richmond Royal Australian Airforce Base and enhanced aviation related industry, building on existing facilities.		
Delivery Program Activity	Operational Plan Action	Measure
1. Advocate for the retention of RAAF Base Richmond. 2. Monitor Defence and Aviation industry sectors contribution to the local economy.	Pursue opportunities such as the Greater Sydney Commission District Plan and the City Deal to press for the retention and expansion to RAAF and related activities at Richmond.	Retention and expansion of RAAF and related activities at Richmond.



CSP Strategy 5.8.4 Work towards ensuring that all people in our community have access to safe, nutritious, affordable and sustainably produced food.		
Delivery Program Activity	Operational Plan Action	Measure
Work in partnership with businesses, community and public health agencies to promote access to safe, nutritious, affordable and sustainably produced food.	Complete Rural and Urban Land Strategy.	Strategy completed.

CSP Strategy 5.8.5 Plan for the continuance and growth of agricultural industry uses with in the Hawkesbury.		
Delivery Program Activity	Operational Plan Action	Measure
1. Planning instruments and other landuse documents to include provisions for agricultural business activities within environmental constraints and strengths of the Hawkesbury.	Complete Rural and Urban Land Strategy.	Strategy completed.





2018/2019 Estimates of Income and Expenditure

Operational Plan 2018-2019

Financial Sustainability

Council has adopted and commenced implementing a range of strategies to ensure we become Fit for the Future (FFTF), as measured by NSW Government's seven FFTF benchmarks. Council has projected that FFTF status will be attained from 2020/2021 and will meet each of these benchmarks. This will ensure that Council can begin to provide services at the level expected from our community into the long-term.

The following table demonstrates the change in the FFTF ratios over the last three years, due to the implementation of several of these strategies. The main objective has been to improve the Operating Performance Ratio, which is projected to improve by 14% in 2018/2019, as against the result in 2016/2017. This is due to Council being successful in being granted a Special Rate Variation (SRV), announced by the Independent Pricing & Regulatory Tribunal (IPART) on 15 May 2018.

FFTF Ratio	Benchmark	2016/2017 Actuals	2017/2018 Original Budget	2018/2019 Draft Budget	
Operating Performance (OPR)	0	-0.07	-0.07	-0.06	
Own Source Revenue (OSR)	>60%	66.4%	85.2%	82.5%	
Building and Infrastructure Asset Renewal (IR)	>100%	141.7%	72.4%	92.4%	
Infrastructure Backlog (IB)	<2%	2.5%	2.5%	2.6%	
Asset Maintenance (AM)	>100%	83.0%	97.8%	100.3%	
Debt Service (DS)	>0%<20%	1.1%	1.1%	1.1%	
Operating Expenditure Per Capita (OEPIC)	Decreasing	Decreasing	Decreasing	Decreasing	

The table below summarises the main actions undertaken as part of implementing the strategies within Council's FFTF Plan and the outcome achieved in relation to the 2018/2019 Budget.

Action	Outcome of Action
No CPI on non-core services	Savings in operating expenditure of \$48K
Operational efficiencies	Savings in operating expenditure of \$530K
Review of insurance model	Saving in operating expenditure of \$38K
Regional Strategic Alliance	Savings in operating expenditure of \$131K
Energy Efficiency Initiatives	Savings in operating expenditure of \$75K
Storm-water Management Charge	Increase in operating income of \$539K
Review fees for discretionary services	Increase in operating income of \$24K
Sustainable growth	Increase in operating income of \$233K
Childcare Building Levy	Increase in operating income of \$41K
Property Portfolio Review	Increase in capital income of \$500K

In order to meet the FFTF benchmarks by 2020/2021, as required by the NSW Government, Council needs to take strong action to ensure that the Operating Performance Ratio is met. As Council has already implemented many strategies to reduce operating expenditure and increase operating income generated from sources other than rates income, the critical strategy left to implement is a Special Rate Variation to fund borrowings required to meet the infrastructure asset benchmarks. Council submitted a Special Rate Variation to the Independent Pricing and Regulatory Tribunal (IPART) in February 2018. The application requested an additional 7.2% on top of the 2.3% rates peg set by IPART. The additional rates are required in order to fund works required to meet asset management

benchmarks and to augment programs outlined within Council's Community Strategic Plan (CSP). An additional \$4.8M of works and programs are able to be delivered, as Council was successful in obtaining the Special Rate Variation.

The Special Rate Variation incorporates increases in rates for both 2019/20 and 2020/21 (approximately 7.5% in each year, excluding the rate peg). Further information on the Special Rate Variation and associated works and programs is available within Council's Resourcing Strategy.

Operational Plan 2018-2019

Income Statement

(\$'000)	Original Budget 2017/2018	Budget 2018/2019
Income from Continuing Operations		
Revenue		
Rates and Annual Charges	(51,923)	(56,331)
User Charges and Fees	(6,473)	(7,154)
Interest and Investment Revenue	(1,201)	(1,569)
Other Revenues	(4,019)	(4,396)
Grants and Contributions provided for Operating Purposes	(6,422)	(6,990)
Grants and Contributions provided for Capital Purposes	(3,428)	(6,235)
Share of Interest in Joint Ventures	(265)	(265)
Total Income from Continuing Operations	(73,731)	(82,940)
Expenses from Continuing Operations		
Employee Benefits and On-Costs	26,879	28,431
Borrowing Costs	304	303
Materials and Contracts	17,288	18,484
Depreciation and Amortisation	18,452	19,214
Other Expenses	12,154	13,555
Total Expenses from Continuing Operations	75,076	79,987
Net Operating Result for the Year	1,345	(2,953)
Net Operating Result for the year before Grants and Contributions provided for Capital Purposes	4,773	3,282
Source of capital funding (excluding reserves)		
Proceeds from the sale of capital assets	(870)	(1,497)
Depreciation	(18,452)	(19,214)
Grants and Contributions - Capital	(3,428)	(6,235)
	(22,750)	(26,946)
Application of Capital Funding		
New Assets		
Land, Building and Land Improvements	192	3,508
Roads, Bridges, Footpaths and Drainage	2,708	4,875
Sewer Infrastructure	-	-
Parks Assets and Other Structures	340	322
Renewal of Assets		
Land, Building and Land Improvements	680	1,942
Roads, Bridges, Footpaths and Drainage	7,837	10,026
Sewer Infrastructure	200	1,000
Parks Assets and Other Structures	1,149	781
Other Assets	591	1,738
Plant and Equipment	2,611	3,480
	16,308	27,672
Net Capital Expenditure	(6,442)	726
Retained (surplus)/deficit from prior years		
Transfer from Reserves	(35,439)	(44,127)
Transfer (to) Reserves	37,108	40,119
	1,669	(4,008)
Retained (surplus)/deficit available for general funding purposes	-	-

Glossary of Terms

To assist in the understanding of the budgeted estimates of income and expenditure included within this section of the 2018/2019 Operational Plan, a glossary of terms has been provided below.

Term	Definition
Application of capital funding	Various categories of capital expenditure, sorted by asset class and whether works are new or renewal.
Capital expenditure	Costs associated with works that improve the level of service able to be provided to the community from an asset.
Capital funding	Funds used to provide capital expenditure.
Consultants	Professionals that are external to Council, used to provide expert advice when either resources are not available internally, or independence is required.
Contributions – outside bodies	Funds that are contributed by Council towards other organisations. These contributions are either regulated or required for Council to participate or be represented by the organisation. Organisations include the EPA, State Planning Commission, Hawkesbury River County Council, WSROC and the Regional Strategic Alliance.
Depreciation	Costs that reflect the consumption of the value of an asset over time.
Employee Costs	Expenses incurred relating to the employment of salary and wages staff, including: worked time, allowances, overtime, leave entitlements, staff training, superannuation, workers compensation and casuals.
Expenditure from continuing operations	Costs incurred in relation to Council providing goods and services to the community.
Income from continuing operations	Income generated by Council to fund the provision of goods and services to the community.
Overheads	Distribution of internal service costs incurred, that are not directly allocated. For example, payroll processing, IT support and hardware, corporate governance, word processing and risk management.
Net capital expenditure	The net result of deducting the capital expenditure from capital funding.
Net operating result	The result from deducting expenses from income relating to continuing operations.
New Assets	The acquisition of or the upgrade/extension of current infrastructure assets, such as buildings, roads, sewer and parks.
Renewal of Assets	Capital expenditure that is required to bring or retain infrastructure assets at a satisfactory level to provide adequate services.
Reserves	Funds dedicated for specific purposes. For example, Developer contributions received are held in reserve until enough money exists to fund works identified in a Contributions Plan.
(Surplus)/Deficit	If income is greater than expenditure, a surplus results and is indicated by a negative value in the Budgeted Income Statement. If expenditure is greater than income, a deficit results and is indicated by a positive value in the Budgeted Income Statement.

Operational Plan 2018-2019

Summary of Expenditure

(\$'000)	Original Budget 2017/2018	Budget 2018/2019
Employee Benefits and On-Costs	26,879	28,431
Borrowing Costs	304	303
Materials and Contracts		
Animal Control	198	185
Audit Services	68	100
Bushcare	259	266
Buildings and Facilities	1,083	1,181
Communications and Civic Events	285	426
Community Services	126	140
Consultants	453	833
Corporate Services	1,584	1,588
Cultural Services	224	230
Domestic Waste Management	3,884	3,990
Emergency Services	133	209
Legal Expenses	300	250
Local Economic Development and Tourism	121	121
Parks and Recreation	1,006	1,135
Regulatory Services	158	125
Sullage Service	1,319	1,625
Sewer Service	1,836	1,283
Transport Infrastructure	3,305	3,937
Waste Management Facility	946	860
Depreciation and Amortisation	18,452	19,214
Other Expenses		
Bank Charges	186	184
Better Waste Program	-	101
Contributions - Outside Bodies	3,914	4,106
Contributions - Sports Council and Leisure Centre	937	1,048
Councillor Fees	357	360
Electricity	830	810
Elections	-	-
Emergency Services	1,167	1,106
Gas	74	51
Information Services	882	991
Insurance	850	892
Licences, Subscriptions and Memberships	211	202
Miscellaneous	595	972
Printing and Postage	242	263
Remediation Works – Waste Management Facility	0	700
Sponsorship and Donations	100	115
Street Lighting	674	639
Telecommunications	117	129
Treatment Works	814	688
Water	204	199
Total Expenses from Continuing Operations	75,076	79,988
Costs of Governance included above	549	487

Operational Plan 2018-2019

Capital Works Program

Project	Project Description	Budget 2018/2019
Information Technology		571,796
001839	Purchase of Cemetery Database	25,000
002003	Mapping Technology*	25,185
002004	Additional Software Licencing	8,000
002011	Records System Management	78,402
002012	Finance and Human Resources System Management*	89,714
002013	Property & Rating System Enhancements	121,354
002017	Network Infrastructure Upgrade	119,000
002959	Mobile Devices	10,000
002961	Computer Monitors	2,500
003768	Councillor Mobile Devices	5,000
003856	Reactive Hardware Breakages	7,500
004497	Disaster Recovery Infrastructure	80,141
Library Resources		287,821
001745	Digital Media	9,750
001746	Children & Young Adults Books	44,512
001747	Large Books	20,315
001748	Talking Books	30,235
001749	Non-Fiction Books	48,756
001750	Fiction Books	48,665
001751	DVDs	22,331
001752	Suggest to Buy	18,000
001753	Music CDs	3,000
001754	Periodicals	13,205
001755	Local Studies	15,052
002044	Additional Library resources	2,800
003916	Library Book Sales	(4,900)
004514	2018/19 Local Priority Grant	16,100
Renewal and Upgrade of Road Network		13,025,707
	Road Pavement Renewal Program	1,242,338
	Upgrade and Re-sheeting of Unsealed Roads	200,000
001963	The Driftway, Londonderry – Road Rehabilitation	100,000
001978	Miscellaneous Traffic Facilities - Minor Works / Renewals	40,000
001984	Acquisition costs - Road Reserve Realignments	50,000
002000	Guard rail installations - Various locations	100,000
002045	Reactive Road Rehabilitation	1,539,281
002046	Road Shoulder Renewal	100,000
002077	Dedicated Road Assets	1,464,900
003176	Overhaul of Lower Portland Ferry	200,000
004554	Sackville Road, Ebenezer – Road Rehabilitation	460,000

Operational Plan 2018-2019

Project	Project Description	Budget 2018/2019
004591	East Kurrajong Road, East Kurrajong – Road Rehabilitation	271,413
004592	Ham Street, South Windsor (near Blackman Crescent) – Rehab	50,000
004593	Hall Street West, Pitt Town – Local Road Upgrade	700,266
004594	Hall Street Middle, Pitt Town – Local Road Upgrade	877,523
004595	Bathurst & Hall Streets, Pitt Town – Intersection Improvement	200,000
004658	Cornwallis Road, Cornwallis – Road Rehabilitation	120,000
004660	Teviot Street, Richmond – Road Rehabilitation	370,000
004662	Old Hawkesbury Road, McGraths Hill - Road Rehabilitation	180,000
004663	Kurmond Road, Freemans Reach - Road Rehabilitation	415,000
004664	Terrace Road, Freemans Reach - Road Rehabilitation	133,000
004665	Settlers Road, St Albans - Road Rehabilitation	370,000
004666	Mountain Lagoon Road, Bilpin - Road Rehabilitation	230,000
004667	Kurmond Road, Kurmond - Road Rehabilitation	650,000
004668	Grose Vale Road, Kurrajong - Road Rehabilitation	110,000
004669	Redbank Road, North Richmond - Road Rehabilitation	340,000
004674	St Albans Village Roads - Seal Gravel Roads*	420,000
004675	Fairey Road, South Windsor - Seal Gravel Roads*	180,000
004691	Spinks Road, Glossodia, Easterly from Boomerang Drive – Rehab*	223,100
004692	Spinks Road, North Richmond, near Currency Creek - Road Rehab*	444,000
004693	McGrath Rd, McGraths Hill, between Old Hawkesbury & Windsor Rds*	133,200
004694	Grose Vale Road, Grose Vale, West of Bells Road - Road Rehab*	111,000
004695	Grose Wold Road, Grose Wold - Road Rehabilitation*	266,400
004696	Greggs Road, Kurrajong - Road Rehabilitation*	134,900
004697	Tennyson Road, Tennyson, near Griffins Road - Road Rehabilitation*	99,900
004698	King Road, Wilberforce, southerly from new section - Road Rehab*	499,486
Renewal and Upgrade of Kerb, Gutter & Stormwater Infrastructure		1,381,614
001958	Reactive Kerb, Gutter, Stormwater Rehabilitation	561,271
004699	Ham & Macquarie Streets, South Windsor – Pipe open channel drain	175,000
004700	Baker Street, Windsor - Replace drainage converter	112,000
004701	Wheelbarrow Ridge Road - Construct pipe culvert	17,000
004587	Rifle Range Rd/George Street - Reconstruct surcharge pit	226,419
004588	Bradley Rd Reserve, Stage 2 - Pipe open channel drain	289,924
Renewal and Construction of Footpaths and Shared Pathways		1,027,200
001737	Extension of Cycleway Network – Bligh Park to South Windsor	200,000
002038	Reconstruct Footpaths and Minor Works - Various Locations	16,000
002074	Pedestrian Access Management Plan Program	16,000
004637	New Footpath - Mileham Street, South Windsor (West side)	38,700
004638	New Footpath - Argyle Street, South Windsor (North side)	19,500
004639	New Footpath - Lennox Street, Richmond (South side)	27,000
004640	New Footpath - Paget Street, Richmond (East side)	13,000
004641	New Footpath - Pitt Street, Richmond (East side)	11,000

Operational Plan 2018-2019

Project	Project Description	Budget 2018/2019
004642	New Footpath - Macquarie St, South Windsor	140,000
004643	East Market St, Richmond - Footpath Renewal	25,000
004644	Moray St, Richmond - Footpath Renewal	3,000
004645	Windsor St, Richmond - Footpath Renewal	13,000
004646	Chapel St, Richmond - Footpath Renewal	10,000
004647	March St, Richmond - Footpath Renewal	28,000
004648	Guardian Street, Bligh Park - Footpath Renewal	4,500
004649	George Street, South Windsor - Footpath Renewal	2,700
004650	Collith Avenue, South Windsor - Footpath Renewal	4,500
004651	Johnston Street, Windsor - Footpath Renewal	6,000
004652	George Street, Windsor - Footpath Renewal	17,000
004653	Catherine Street, Windsor - Footpath Renewal	4,000
004654	The Terrace, Windsor - Footpath Renewal	3,600
004655	Flinders Pathway, North Richmond - Footpath Renewal	2,700
004656	Enfield Avenue, North Richmond - Footpath Renewal	22,000
004676	Woods Rd, George St to Collith Ave*	93,500
004677	Collith Ave, East side Collith Ave to school*	27,000
004678	Cox Street, West side rail crossing to McQuade*	15,000
004679	Cox Street, East side Hawkesbury Valley Way to rail car park*	36,000
004680	Argyle St, North side Cox to Macquarie St*	58,000
004681	Argyle St, Sth side Cox St to Church St*	18,000
004682	Macquarie St, east side George to Drummond*	90,000
004683	Wilberforce Shopping Centre Precinct*	43,000
004684	Bourke St, West Lennox to Joseph St*	19,500
Fleet, Public Works Plant and Equipment		2,100,840
	Fleet and Public Works Plant Net Changeover	2,088,840
001789	Equipment Purchases – Council Depot Workshop	7,000
002098	Equipment Purchases – Fire Control	5,000
Miscellaneous		616,381
	Sale of Operational Land	(500,000)
001732	Aerial Photography-Hawkesbury LGA*	60,000
002022	Construction of Waste Management Facility Cell – Stage One	1,000,000
002495	Construction of Plinths at Richmond Lawn Cemetery	40,000
004324	Banner Program	16,381
Renewal, Upgrade and Construction of Council & Community Buildings		2,756,352
004042	Nth Richmond Community Precinct Extensions	1,130,000
004422	New Freemans Reach Bush Fire Shed Construction	1,100,000
004423	Reactive Capital Repairs	214,563
004596	Pitt Town Community Facility – Concept Plan	50,000
004598	Administration Building Fit-out Renewal	46,439
004599	Governor Phillip Park Boat Club Fit-out Renewal	70,000
004600	52 Berger Road - Floor Covering Renewal	10,000

Operational Plan 2018-2019

Project	Project Description	Budget 2018/2019
004601	Administration Building Switch Board Replacement	20,000
004602	Dight Street Offices Switch Board Replacement	40,000
004605	Wilberforce School of Arts Floor Covering Renewal	10,000
004606	Lower Portland Ferry Masters Cottage Roof Renewal	5,000
004608	Administration Building Roof and Ceiling Renewal	40,000
004609	Deerubbin Centre Air-conditioning Filter Renewal	8,000
004610	Greenhills Childcare Centre Air-conditioning Renewal	5,000
004612	22 Bosworth Street Electrical Renewal	2,000
004614	Wilberforce Preschool Hydraulics Renewal	5,350
Energy Efficiency Initiatives		1,164,723
004671	Solar Initiative Program – General Fund Sites	578,378
004672	Solar Initiative Program – Sewer Sites	586,345
Sewer Schemes		1,000,000
003063	Sewer Pump Station 'F'	50,000
003071	Sewer Pump Station 'O'	50,000
003081	Generator-Pump Station 'Q'	150,000
003083	Treatment Works - McGraths Hill	200,000
003086	Treatment Works - South Windsor	400,000
003090	Diffusers Sth Windsor Treatment Works	150,000
Renewal, Upgrade and Construction of Open Spaces, Amenities and Recreational Facilities		2,232,108
000968	Installation of Safety Nets – Indoor Stadium	80,000
002042	Sports Council Capital Contribution	293,102
004589	McMahon Park Improvements - Stage 2	45,454
004590	Oasis Landscaping Upgrade	215,889
004597	Fernadell Park Recreation Facilities – Concept Plan	50,000
004603	Hawkesbury Oasis Pool Surface Renewal	163,500
004604	Woodbury Reserve Floodlight Renewal	61,487
004607	Hawkesbury Oasis Roof Renewal	150,000
004611	Hawkesbury Oasis Pool Heat Pump Replacement	50,000
004613	Macquarie Park Amenities & Showers Hydraulics Renewal	80,000
004615	McQuade Park Pathway	25,000
004616	McQuade Park Grandstand Retaining Wall and Surrounds	60,000
004617	Pitt Town Memorial Park Seat Replacement	2,500
004618	Holmes Drive Reserve Picnic Setting Replacement	6,324
004619	McKenzie Park Seat Replacement	2,500
004620	Church Street Reserve Seat Replacement	1,500
004621	Howe Park Picnic Setting Replacement	6,000
004622	Hawkesbury Park Bollard Replacement	3,100
004623	Freemans Reach Reserve Tennis Court Upgrade	68,031
004624	McQuade Park Lake Precinct Improvement & Restoration	210,336
004625	Deerubbin Park Design	30,000

Operational Plan 2018-2019

Project	Project Description	Budget 2018/2019
004626	McMahon Park – Car-park Extension & Furniture Replacement	50,000
004627	Windsor Mall Picnic Tables Program	20,000
004628	Windsor Mall Plant Replacement Program	10,000
004629	Windsor Mall Plant Box Replacement Program	30,000
004630	Windsor Mall Tree Removal and Replacement Program	8,000
004631	Windsor Mall Paver Repairs Program	50,000
004632	Hanna Park Entrance and Car-park Upgrade	96,385
004633	Ham Common Skate Park Resurfacing	70,000
004634	Richmond Pool Cleaning System	18,000
004635	Richmond Pool New & Replacement Seating	10,000
004636	Richmond Pool Filter Replacement	65,000
004685	Ham Common Park Furniture, Picnic Shelter and other Renewal*	39,180
004686	Ham Common Play Equipment, including "Fat Albert" Renewal*	59,320
004687	Half Moon Farm - Entry Structure Renewal*	1,500
004688	Governor Phillip Park - Riverbank Stabilisation*	100,000
Capital Works Program (Net of Capital Proceeds)		26,164,542

* Indicates works funded by the additional funds raised by the Special Rate Variation





2018/2019 Revenue Policy

Revenue Policy

Types of Revenue

The sources of funds to enable Council to carry out its works and services and provision of facilities are from the following revenue categories:

- rates
- annual charges for services
- fees for services
- Federal and State Government grants
- borrowings
- earnings from investments and entrepreneurial activities.

Critical to the development of the Statement of Revenue Policy is that the principles of efficiency, effectiveness and equity are demonstrated.

Efficiency ensures that resources are devoted to the most valuable ends as determined by Council, whilst using as few resources as possible. It relates to the cost at which services and facilities as desired by the community are delivered or provided.

Effectiveness relates to the satisfaction of stated objectives so that outcomes of decisions and the needs and demands of consumers are taken into consideration. Effectiveness is clearly demonstrated by the relative service standards or qualities to the satisfaction of a particular group's needs.

Equity ensures that services are provided to those who need them, even though they may be unable to pay for the particular service.

This document provides pricing policies for rates, annual charges for services and fees for specific services provided by Council.

Rates and Charges

Revenue Policy – Rating

Rate Pegging

Rate pegging limits the amount that Council can increase its rate revenue from one year to the next by a nominated percentage. The Independent Pricing and Regulatory Tribunal has determined the rate pegging amount for 2018/2019 is 2.3%.

Special Rate Variation

Council has been successful in its application for a Special Rate Variation commencing in 2018/2019. The Independent Pricing and Regulatory Tribunal advised that Council will be permitted to increase rates revenue by 9.5% for 2018/2019. This increase is 7.2% above advised rate peg.

Land Valuations

Rates are assessed on a rate in the dollar as a product of the land value supplied by the Valuer General. The Valuation of Land Act requires the Council to assess the rates on the most recent values provided by the Valuer General. A revaluation of the Hawkesbury Local Government Area (LGA) took place in 2016. These valuations were used for the first time for rating purposes in 2017/2018 and will be used again in 2018/2019 and 2019/2020. The rates levied in the 2018/2019

year will be based on land values totalling \$12,515,037,105 as at 1 July 2018, as determined by the NSW Valuer General.

Rating Categories

In accordance with Section 514 of the *Local Government Act 1993* (Act), each parcel of land within the LGA has been categorised for rating purposes and owners are notified on their annual rate notice.

Under Section 554 of the Act all land is rateable unless it is exempt from rating. Sections 555 and 556 of the Act define the categories under which a parcel of land must fall in order to be eligible for exemption from rating. Ratepayers that are eligible under these sections may apply to Council for exemption from rating.

The Act also provides for all rateable properties to be categorised into one of four categories of ordinary rates as follows:

- Farmland Category
- Mining Category
- Residential Category
- Business Category.

For 2018/2019, Council will levy rates on the following categories and sub-categories.

Farmland Category

This Category includes any parcel of rateable land valued as one assessment and the dominant use of the land is for farming. The farming activity must have a significant and substantial commercial purpose or character and must be engaged in for the purpose of profit on a continuous or repetitive basis (whether or not a profit is actually made). Properties which meet these criteria are categorised as 'Farmland'.

Residential Category

This Category includes any rateable parcel of land valued as one assessment and the dominant use is for residential accommodation; or if vacant land is zoned or otherwise designated for use for residential purposes under an environmental planning instrument; or is rural residential land.

Business Category

This Category includes rateable land that cannot be classified as farmland, residential or mining. Council has three sub-categories established within the Business Category as follows:

- **Business Area 1** – Business rated properties within defined areas in Richmond, Windsor, Vineyard and Mulgrave.

The defined area for Richmond is the area bounded by Lennox Street, Bourke Street, Windsor Street, Hobart Street, Pitt Street, Francis Street, March Street, Chapel Street and East Market Street.

The defined area for Windsor is the area bounded by the Railway Line, Rickaby's Creek, Hawkesbury River, Bridge Street and South Creek.

The defined area for Vineyard and Mulgrave is the area bounded by Windsor Road, South Creek, Railway Road South and Bandon Road.

Operational Plan 2018-2019

- **Business Area 2** – Business rated properties within defined areas in North Richmond and South Windsor.

The defined area for North Richmond is the area is bounded by a Radius of 650m from the Centre Point of the intersection of Bells Line of Road, Beaumont Avenue and Grose Vale Road.

The defined area for South Windsor is the area bounded by Macquarie Street, Woods Road, South Creek and the Railway Line.

- **Business Area Other** – All other business rated properties not falling within any of the defined areas in Richmond, Windsor, Vineyard, Mulgrave, North Richmond and South Windsor.

Ordinary Rates

For 2018/2019, Council will collect its rating revenue from determined categories and sub-categories thereof predominantly through an ad valorem rate in the dollar, with a base rate being applicable as shown in the below table.

Rate Category/ Sub-Category	No. of Properties	Rateable Land Value	% Land Value	Notional Yield	% of Notional Yield	Ad valorem Rate in \$	Base Amount	Base Amount % of Yield
Residential	23,882	\$10,922,958,022	87.21%	\$29,490,867	85%	0.190186	\$365	29.56%
Business Area 1	754	\$393,174,158	3.18%	\$1,770,734	5%	0.380372	\$365	14.48%
Business Area 2	372	\$173,909,953	1.40%	\$797,285	2%	0.380372	\$365	15.86%
Business Area Other	422	\$259,413,972	2.07%	\$1,140,768	4%	0.380372	\$365	12.58%
Farmland	601	\$765,581,000	6.13%	\$1,529,790	4%	0.171167	\$365	14.34%
Total	26,031	\$12,515,037,105	100%	\$34,729,444	100%			

Base Amount

Council may levy up to 50% of its rating income (notional yield) within a category or sub-category by way of a Base Amount. The Base Amount applies to a category or sub-category, the applicable base amount is applied equally to all properties within the category or sub-category. After applying the Base Amount to a property, the remainder of ordinary rate applicable to that property is levied through the application of the relevant ad valorem rate (rate in the dollar) to the land value of that property.

A Base Amount is used to more equitably levy the total amount of rates across ratepayers where land values vary greatly within categories of ratepayers or there are disproportionate variations in valuations arising from a new valuation. Essentially the application of a Base Amount reduces the effect of land valuations on the rates payable.

Section 536 of the Act stipulates the criteria that are relevant in determining the Base Amount. In determining the proportion of rating income to be levied through a Base Amount for the respective relevant categories and sub-categories, Council has had regard to the extent to which projected ad valorem rates on individual properties do not reflect the cost of providing necessary services and facilities and the degree of congruity and homogeneity between the values of properties that would be

subject to the rate and their spread throughout the area. For the relevant categories and sub-categories, a rate that is wholly an ad valorem rate would result in an uneven distribution of the rate burden because a comparatively high proportion of assessments would bear a comparatively low share of the total rate burden.

Taking into account these factors, rates from the Residential, Business and Farmland categories are levied on the basis of the proportion of the rating income (notional yield) allowed to be levied through a Base Amount for each Category based on 30% of the Residential Category.

Notes:

Variations will occur throughout the budget year between the estimated rate revenue indicated above and the actual income received. Reasons for variations between estimated income and actual income received include:

- Previously non-rateable properties becoming rateable during the year.
- Properties being withheld from rating, pending revised valuation particulars from the Valuer General's Office. This occurs when properties are subdivided and new valuation particulars are requested for the newly created lots. This usually results in an increase in the valuation base for the following year.
- Properties being rated for previous years upon receipt of new valuation particulars. There is a time delay associated with requesting new valuation particulars. This may result in some properties not being rated for a particular year until subsequent rating periods. This artificially inflates the rating revenue received for the year the rates are actually levied.
- Any change in rating category is to take effect from the following quarter from when the application was received, should that application be successful.

Rating of Subdivided Land

Following the sub-division of a parcel of land, rates cannot be levied on new lots until supplementary valuations have been provided to the Council by the Valuer General and the Council has categorised each of the new parcels. Once this has happened, Council can levy rates on a pro-rata basis from the date the deposited plan was registered.

When Council levies rates on new parcels of land on a pro-rata basis, an adjustment must be made in respect of the land that existed prior to the subdivision to reflect that rates and charges are only payable on that parcel up until the date of subdivision.

Annual Charges

In accordance with Section 501 of the Act, in addition to ordinary rates and special rates, Council may levy an annual charge for any of the following services:

- waste management services
- sewerage services
- water supply services
- drainage services
- any service prescribed by the regulations.

Operational Plan 2018-2019

Domestic Waste Management

Domestic Waste Management (DWM) Services generally means waste of a kind and quantity ordinarily generated on domestic premises and includes waste that may be recycled and garden organics.

In accordance with Section 504 of the Act, income obtained from charges for domestic waste management has been calculated so as to not exceed the reasonable cost to the council of providing the service. Council separately accounts for income raised through an annual charge for the provision of the DWM service and applies this revenue towards the cost of providing the service.

The DWM service for 2018/2019 includes the applicable bin service, the recycling bin service, the garden organics waste bin service and the one bulk kerbside collection service. DWM services are charged on a per dwelling basis. Council is required to levy a DWM service availability charge on properties that do not utilise the service but are located within the service area, to reflect the cost of the availability of the service to those properties.

For 2018/2019, Domestic Waste Management charges have been increased by 2.5% and Business Waste Management charges have been increased by 4.2%.

The below table illustrates the Waste Management charges for 2018/2019.

Charge 2017/2018	Description	Charge 2018/2019
DOMESTIC		
Without Garden Organics Service		
\$532.47	240 litre bin - Weekly	\$545.78
\$336.82	140 litre bin - Weekly	\$345.24
\$336.82	240 litre bin - Fortnightly	\$345.24
\$236.51	140 litre bin – Fortnightly	\$242.42
With Garden Organics Service		
\$608.69	240 litre bin - Weekly	\$623.91
\$413.04	140 litre bin - Weekly	\$423.37
General Services		
\$153.91	Availability - Weekly	\$157.76
\$76.95	Availability - Fortnightly	\$78.87
\$89.33	240 litre additional garden organics bin	\$91.56
\$89.33	240 litre additional recycling bin	\$91.56
POA	Multiple waste collection service	POA
BUSINESS		
\$734.84	240 litre bin - Weekly	\$765.70
\$449.68	140 litre bin - Weekly	\$468.57
\$89.33	240 litre additional garden organics bin	\$93.08
\$89.33	240 litre additional recycling bin	\$93.08
POA	Multiple waste collection service	POA

Sewerage Service

Council provides reticulated sewerage services to the areas of:

- Bligh Park
- Clarendon
- McGraths Hill and Mulgrave Industrial Area
- Pitt Town
- South Windsor and South Windsor Industrial Area
- Windsor
- Windsor Downs
- Other minor extensions.

Residential Sewerage Charge

Council levies an annual charge for sewerage services provided to each residential dwelling, whether by way of mixed development, single dwelling, dual occupancy, strata or non-strata units/flats. The residential sewer rate is calculated on the basis that revenue raised is sufficient to fund the cost of providing the service, the ongoing sewerage network maintenance and renewal, and major capital works planned for future years.

Business Sewerage Charge

Businesses pay a sewerage charge rate based on usage. Five categories have been derived for volume discharges ranging from less than 1,000L per day (Category 1) to greater than 20,000L per day (Category 5).

Additionally, a Trade Waste Excess Volume Charge applies to the Category 5 discharges. Those businesses with volumes exceeding 20,000 litres per day (Category 5) will attract the excess volume charge for each kilolitre in excess of 20kL per day.

In addition to the excess volume charge, a trade waste mass loading charge may be levied, based on the strength of pollutants in the waste stream in Categories 2, 3, 4 and 5. The mass load will be calculated on the entire volume discharge, not just the excess, and charged according to pre-determined rates. Mass loading content may include Biochemical Oxygen Demand (BOD), Suspended Solids, Total Grease and Oil, Chemical Oxygen Demand (COD), Total Organic Carbon (TOC), Total Dissolved Solids (TDS) Group 1 Pollutant and other pollutant groups.

Volumes of waste generated consistently above the initial assessed categorisation will result in a review of the nominated category. An appeal mechanism will also enable the category to be reviewed when a property owner feels the assessed volume is too high.

Where industrial or commercial premises contain strata or non-strata units constructed under current planning laws these units are self-contained and considered separate entities; that is each unit contains its own amenities (toilets, showers, sink, canteen etc.). In these cases, a sewerage rate is calculated based on volume discharged to the sewerage system and applied to each unit.

Where industrial or commercial premises contain non-strata units constructed under older planning laws and may not be self-contained, that is where several units share amenities; these units can be aggregated to a single annual charge based on a combined volume discharge to the sewerage system.

Council levies an Unconnected Annual Charge (availability charge) on properties that do not utilise the sewerage service but are located within the service area, to reflect the cost of the availability of the service to those properties.

Operational Plan 2018-2019

For 2018/2019, Sewerage charges have been increased by 5.49%.

The below table shows the Sewerage charges for 2018/2019.

Charge 2017/2018	Type of Service	Charge 2018/2019
RESIDENTIAL		
\$773.62	Residential Connected	\$816.09
\$515.16	Residential Unconnected	\$543.44
BUSINESS		
\$900.46	Category 1 (<1,000 litres per day)	\$949.90
\$4,514.94	Category 2 (1,001 to 5,000 litres per day)	\$4,762.81
\$8,993.99	Category 3 (5,001 to 10,000 litres per day)	\$9,487.76
\$17,933.06	Category 4 (10,001 to 20,000 litres per day)	\$18,917.58
\$17,933.06 (plus volumetric)	Category 5 (>20,000 litres per day)*	\$18,917.58 (plus volumetric)
\$519.10	Business - Unconnected	\$547.60

* Plus Trade Waste Excess Volume Charge of \$3.06 per kilolitre for Category 5 properties.

Sullage Service

Council provides a sullage pump-out service to properties that are not serviced by Sydney Water or the Windsor Sewer Scheme and do not have an on-site sewerage management facility. An annual charge is levied for the Sullage service.

Extra services and Emergency Services may be requested at any time during the financial year at an additional fee per service.

The sullage service charges are calculated on the basis that revenue raised is sufficient to fund the cost of providing the service.

For 2018/2019, Sullage charges have been increased by 7.33%.

The below table shows the Sullage service charges for 2018/2019.

Charge 2017/2018	Type of Service	Charge 2018/2019
RESIDENTIAL		
\$2,026.16	Fortnightly Residential	\$2,174.68
\$4,052.32	Weekly Residential	\$4,349.36
\$163.02	Emergency Service	\$174.97
\$129.83	Extra Service	\$139.35
BUSINESS		
\$22.31	Commercial per 1000 litre (min volume 2500 litre)	\$23.95

Stormwater Management Service Charge

This charge enables Council to deliver an additional \$517K worth of new stormwater infrastructure to and \$10K towards a water quality testing program. The charges to be levied are shown in the table below.

Category	Annual Charge	Income
RESIDENTIAL		
Residential	\$25.00	\$338,760
Residential Strata	\$12.50	
BUSINESS		
Business	\$25.00 per 350m ² , or part thereof, up to a maximum of \$1,500	\$199,869
Business Strata	Pro-rata of the above, based on land valuation apportionment	
Total Revenue		\$538,629

Pensioner Concessions

Concession on the rates and charges levied are available to eligible pensioners. Council offers a number of rating concessions to pensioners over and above the mandatory concessions. No State Government subsidy is received against these additional concessions.

Pensioner Rebates are only available to eligible pensioners from 1 July in the rating year in which they apply (or from the applicable quarter in the same year).

- Ordinary Rates and Domestic Waste Management Service Charge**

The Act provides for pension rebates of up to 50% of the aggregated ordinary rates and domestic waste management service charges, to a maximum of \$250.

Under the State's mandatory Pensioner Concession Scheme, the State Government reimburses Council 55% (up to \$137.50 per property) of the rates and charges written off under the provisions of the Act. Council funds the remaining 45% (up to \$112.50).

- Sewerage Service Charge**

A concession is available to eligible pensioners who are subject to the residential connected charge under the Windsor Sewerage Scheme. The mandatory concession in respect to Sewerage charges is \$87.50 of which the State Government provides a reimbursement to Council of 55% (\$48.13). This amount has remained unchanged since 1989. The total concession provided has traditionally been in excess of this, being based on 50% of the applicable charge. The additional concession amount is fully funded by Council.

- Sullage Service Charge**

Council provides eligible pensioners receiving a sullage pump-out service with a pensioner concession additional to that received for rates and garbage. This subsidy is not available to pensioners who have non-eligible adult residents living at their property.

This rebate is fully funded by Council and is based on 50% of the applicable charge. The State Government provides no assistance towards pensioners on the sullage service.

Fees and Charges

Fee Pricing Policy

Council provides a wide range of services to the community and applies fees and charges accordingly. Each fee has been based on the pricing policy relevant and applicable to the fee and in line with competitive neutrality principles.

Code	Pricing Policy	Description
S	Statutory Fee	Price set to comply with statutory legislation
E	External Cost	Price determined by external parties
N	Nil Cost Recovery	No fee charged
P	Partial Cost Recovery	Price partially recovers costs
F	Full Cost Recovery	Price recovers costs attributable to good or service
R	Rate of Return	Price recovers all costs plus a set return
M	Market Rate	Price based on relevant market rate

Section 610E of the Act allows Council to waive payment of, or reduce a fee in a particular case if is satisfied that the case falls within a category of hardship or any other category that Council has determined it may consider waiving payment, or reducing a fee for this category. This does not apply to statutory, or otherwise regulated fees and charges.

Council has determined the following categories:

Category	Description
Hardship	Where there is evidence that the payment of the fee or charge will impose unreasonable financial hardship on the applicant given their particular circumstances
Charity	Where the applicant is a registered charity and the fee is for a service that will enable the provision of charitable services
Not For Profit	Where the applicant is an organisation that holds "not for profit" status and the fee is for a service that will enable the achievement of their objectives and betterment for the Hawkesbury community
Commercial	To attract functions or activities to the Hawkesbury Local Government Area, where there is a longer term benefit to the Hawkesbury community

The following principles will be considered when applying any reduction or waiver of a fee or charge:

- compliance with statutory requirements
- fairness and consistency
- integrity
- equity
- transparency.

The Council will directly, or through delegated authority, assess and make determinations on requests for reduction or waiver of fees in accordance with the above Categories.

Meeting Rooms – Deerubbin Centre

The meeting rooms in the Deerubbin Centre are available for hire or for free use. Hirers/Users are categorised as follows:

Group Category	Description of Group/Individual	Subject to Hire Fee?
A	Category A includes:	No
	<ol style="list-style-type: none"> 1. Local political party entities whose members are volunteers and which do not charge attendees any entry fee, and 2. Local Government Area (LGA) Community Groups. To be defined as an LGA or Local Community Group (for the purposes of Hawkesbury City Council's fees and charges), and therefore be eligible for free use of community rooms, <i>all of the following four criteria</i> must be met (supportive documentation may be required): <ol style="list-style-type: none"> a) An organised, volunteer, membership-based group whose objective is to support or engage in activities of public interest and; b) Operates on a non-profit basis and receives no government funding to provide services and; c) Is located within the Hawkesbury Local Government Area (LGA) or can provide documented evidence that at least 50% of their membership base resides in the Hawkesbury LGA and; d) Provides community or cultural benefits to the residents of the LGA 	
B	Category B includes	Yes
	<ol style="list-style-type: none"> 1. Non LGA community groups that are organised, volunteer and membership-based and operate on a non-profit basis. 2. Self-employed persons for the purpose of providing service to the community on a cost recovery basis only. 3. Non-profit organisations with reasonable means, for example lease of own facilities, or ownership of assets including money and property, or in receipt of government funding to provide services. 	
C	Category C includes	Yes
	<ol style="list-style-type: none"> 1. Commercial, for profit businesses. 2. Groups or organisations that distribute money that it makes to its members. 3. Consortiums or organised groups of businesses where the primary purpose of coming together is to promote goods and services and develop for-profit activities, for example: product launches and demonstrations; luncheons; tradeshow; swap meets. 4. Self-employed persons for the purpose of providing services to the public for personal profit. 5. Federal, State, and Local Government (except Hawkesbury City Council) departments or agencies. 6. Non-Government Organisations fully operating under Federal, State, and Local government auspices or funding arrangements. 7. Non-profit organisations with substantial means, for example ownership of assets or paid staff. 	

Category A hirers have free use of the meeting rooms within the Deerubbin Centre. Category B and C hirers are subject to hire fees as outlined in the Fees and Charges.

Financial Assistance given by Council

Council may seek to advance its strategic and operational objectives by providing financial and other support to individuals, community groups and business entities. In line with Section 356 of the Act, Council may by way of resolution, contribute money or otherwise grant financial assistance.

To facilitate the provision of financial assistance to individuals, community groups and business entities, Council has adopted a Sponsorship Policy and established a Community Sponsorship Program. The Program provides for the following categories of financial assistance:

- a) **Three Year Event Sponsorship** – where community groups or business entities can apply for financial assistance to stage not-for-profit civic, community or cultural events which addresses a community need or objective identified in Council's adopted strategic and other plans;
- b) **Access to Community Facilities** – where members of the public or community groups can apply for financial assistance to meet a portion of the costs of hiring a Council or community facility to conduct social, recreational, cultural or other not-for-profit activities;
- c) **Program or Activity Seeding Grant** – where members of the public or community groups can apply for financial assistance to conduct community and cultural programs and activities; or to purchase community resources and complete minor capital works; or to undertake public education and awareness programs. To be eligible for funding under this category, the applicant's proposal must address a need or objective identified in Council's adopted strategic and other plans;
- d) **Minor Assistance** – where individuals and community groups can apply for a donation or financial assistance for requests which may fall outside the scope of activities identified above. These requests can involve donations which deliver an "individual gain" to a member of the public – as outlined in Section 356 of the Act – where the donation enables an individual or community group to compete in a civic, cultural, philanthropic, or sporting events or competitions in a representative capacity.
- e) **Accessibility Improvements** - where community agencies and business owners who operate retail or service outlets which are open to the public on a daily basis and have completed an access audit undertaken in conjunction with the Hawkesbury Access and Inclusion Advisory Committee. These requests are to fund specific accessibility improvements, which have been identified following the completion of an access audit. A maximum of \$3,000 provided on a 50:50 basis – where the applicant provides a co-contribution of the same value as the amount applied for. Applicants would be required to provide two quotes for the proposed accessibility improvements.
- f) Council may provide funding to enable not-for-profit community groups to apply for a refund of Development Application fees for renovations or additions to Council owned buildings or facilities.

In addition to these categories of financial assistance, Council also sponsors the Hawkesbury Sister Cities Program and will provide financial assistance of up to \$500 as a contribution to the cost of individual students participating in the Sister City Student Exchange Program. Council also contributes funding towards the staging of the Hawkesbury City Eisteddfod and the rental of the Council owned building occupied by the Womens' Cottage.

Council provides a range of in kind services through the provision of staff and the use free of charge of community rooms and other Council owned buildings.

Goods and Services Tax (GST)

Council has registered for GST. The ABN of Council is 54 659 038 834.

The Federal Treasury announced within the 2010/2011 Commonwealth Budget that the Treasurer's Division 81 Determination (which listed the Treasurers' determinations on GST exempt items) would be replaced with a new 'principles based regime' from 1 July 2011. Effective 1 July 2013, Local Governments are required to assess all (new and existing) taxes, fees and charges to determine the GST status.

Fees and Charges have been based on the best available information in relation to the GST impact on the fees and charges at time of publication. It should be noted that all fees and charges are subject to change in accordance with amendments to the Goods and Services Tax Legislation and subsequent ATO rulings and regulations.

Please note: 2018/2019 fees listed are inclusive of GST where applicable.

Kerbing and Guttering Contributions by Adjoining Owners

The Act provides that recovery from the adjoining owner of a property may be made for up to 50% of the costs of the construction of kerbing and guttering. This applies for all future works, upon completion, with 50% of costs recovered for the adjoining front boundary and 25% of the costs recovered for the side boundary constructions on corner blocks.

Interest on Overdue Rates and Annual Charges

In accordance with Section 566 of the Act, the interest rate charged on overdue rates and charges for 2018/2019 by Council, is set at up to the maximum permitted by the Minister for Local Government.

Interest on Overdue Sundry Debts

Sundry Debts greater than 180 days incur interest charges at the same rate which is applicable to overdue rates.

Legal Charges

Legal fees charged on applicable outstanding Rates and Charges are levied in accordance with the Schedule provided by NSW Courts.

Payment of Interest on Securities

Upon application, interest is paid on security deposits due for refund. Interest payable is calculated at the equivalent rate achieved on investments less the administration charge.

Proposed Borrowings

In accordance with Section 405(2) of the Act and Clause 201 of the *Local Government (General) Regulation 2005*, Council is required to provide a statement of:

- the amounts of any proposed borrowings (other than internal borrowing)
- the sources from which they are proposed to be borrowed
- the means by which they are proposed to be secured.

In March 2013, Council entered into a Loan Agreement with the Commonwealth Bank in relation to a loan in the amount of \$5.26 million.

The loan is secured by Council's income in accordance with Clause 23 of the Local Government Financial Management Regulation 2005 which requires that "*the repayment of money borrowed by a council (whether by way of overdraft or otherwise), and the payment of any interest on that money, is a charge on the income of the Council*".

The loan has been undertaken as part of Council's participation in the Local Infrastructure Renewal Scheme (LIRS) administered by the Office of Local Government. The LIRS provides for subsidised interest loans to be utilised for accelerated infrastructure works. The loan funds will be utilised to fund an accelerated timber bridge replacement program.

As Council's application to the Independent Pricing and Regulatory Tribunal for a Special Rate Variation of 9.5% (including the rate peg) commencing in 2018/2019 was successful Council intends on borrowing \$3 million in 2018/2019 to bring forward needed infrastructure renewal works, in line with Council's Fit for the Future Plan. The loan will be secured by Council's income in accordance with Clause 23 of the Local Government (General) Regulation, 2005.



2018/2019 Fees and Charges

Table of Contents

2018/2019 Fees and Charges	83
STRATEGIC ACTIVITIES	87
Local Economic Development.....	87
CORPORATE COMMUNICATIONS	87
Events.....	87
Advertising And Promotion.....	90
ENVIRONMENT AND REGULATORY SERVICES	90
Caravan Parks, Camping Grounds & Manufactured Home Estates	90
Companion Animals	90
Health Services	94
Regulation And Enforcement	96
Sewerage Management Facilities	98
Waste Collection.....	99
Other.....	99
DEVELOPMENT SERVICES	99
Construction And Development.....	99
Subdivision And Civil Works.....	104
Additional Application Fees	107
Modification And Review Of Development Consent	108
Certificates And Documents.....	109
Miscellaneous Fees.....	112
Written Advice	112
STRATEGIC PLANNING SERVICES	113
Additional Application Fees	113
Certificates And Documents.....	115
Miscellaneous Fees.....	116
CONSTRUCTION AND MAINTENANCE.....	116
Construction And Maintenance	116
Irrigation Licence Fee	118
Other Fees.....	118
DESIGN AND MAPPING SERVICES	118
Sales.....	118
Road Naming - New Road	119
PARKS AND RECREATION - HAWKESBURY SPORTS COUNCIL	119
Player Fee	119
Ground And Facility Fees.....	119
Bensons Sports Fields	119
Owen Earle Oval	119
Canteen Hire Fees	120
Call Out Fees.....	120
Floodlighting/Electricity Charges	120
Keys.....	120
Security/Cleaning Bond/Administration Fee.....	120
Tennis And Netball Court Hire.....	120
School Hirers	121
Event Bin Hire.....	121
Commercial Organisations - Hire Fees	121

Operational Plan 2018-2019

Wet Weather Training Facility	121
PARKS AND RECREATION - MCMAHONS PARK.....	121
Player Fee	121
Ground And Facility Fees	121
Floodlighting/Electricity Charges	122
Keys.....	122
Call Outs.....	122
Security/Cleaning Bond.....	122
Casual School Hire.....	122
School Athletics Carnivals	122
Hawkesbury Outreach Community Services.....	122
PARKS AND RECREATION - HAWKESBURY LEISURE CENTRES	123
Aquatics	123
Health And Fitness Membership	124
Indoor Stadium	125
Kidz Moves	126
PARKS AND RECREATION - RECREATION	126
Camping Fees - Upper Colo.....	128
Tree Preservation	128
Cemetery Fees	129
Miscellaneous.....	130
Richmond Pool	131
Tennis Court Hire	132
Bowen Mountain Park Hall.....	133
WASTE MANAGEMENT - SEWER AND WASTE	134
Council Sewer Catchments Area Charges.....	134
S64 Pitt Town Development Area - Sewerage Infrastructure	135
S64 Pitt Town Development Area - Stormwater Infrastructure	136
Trade Waste Disposal In Council's Sewers	136
Sewerage	137
Sales.....	138
Waste Management Facility	138
Waste Management Sales	140
Non-Potable Water Sales.....	140
COMMUNITY SERVICES	140
Long Day Child Care (Various Community Organisations).....	140
Pre-School Services (Peppercorn Services Inc)	140
Community Facility Hire	140
S377 Delegations To Community Committees	141
Peppercorn Services Transport And Community Support Services Division.....	145
Home And Community Care	145
CORPORATE SERVICES AND GOVERNANCE	145
General.....	145
Access To Information.....	145
Windsor Mall Fees.....	146
Footpath Usage	147
Printing And Signwriting Fees	148
Sale Of Documents	148
Subpoenas	149

Operational Plan 2018-2019

CULTURAL SERVICES - GALLERY AND MUSEUM.....	149
Regional Gallery	149
Regional Gallery Room Hire.....	150
Regional Museum.....	150
Regional Museum Room Hire	152
CULTURAL SERVICES - LIBRARY SERVICES	153
Library Sales.....	153
Library Activities	154
Community Rooms Fees And Charges.....	156
CULTURAL SERVICES - VISITOR INFORMATION CENTRE	157
Merchandise Sales	157
FINANCIAL SERVICES.....	158
Professional And Administration Fees	158
Administration Charges	159
Section 603 Certificates	159
Legal Charges	159
INFORMATION SERVICES	159
Extraction & Collation Of Information From Databases	159
Web Services - Related Organisations	159

Operational Plan 2018-2019

Index	Fee Description	Conditions	2017/2018 Fees	Pricing Policy	GST	2018/2019 Fees
STRATEGIC ACTIVITIES						
LOCAL ECONOMIC DEVELOPMENT						
SA.1	Sale of Merchandise	Per item or unit price	POA	P	Y	POA
SA.2	Signage Policy (Directional)					
SA.2.1	Signs - Commercial on Public Land	Per sign	\$1,030.00	F	X	\$1,030.00
SA.3	Economic Development Activities					
SA.3.1	Business Development Promotions and Projects	Per item or unit price	POA	M	Y	POA
SA.3.2		Per item or unit price	POA	M	Y	POA
SA.4	Biz Connect Room (Digital Domain)					
SA.4.1	Hire of Biz Connect Room (Digital Domain)	Per hour Room only	\$16.00	P	Y	\$16.00
SA.4.2	Hire of Biz Connect Room (Digital Domain)	Per hour Room and IT Equipment	POA	P	Y	POA
CORPORATE COMMUNICATIONS						
EVENTS						
CC.1	Event Application Fees					
CC.1.1	Application Fee		Free	N		Free
CC.1.2	Late Application Fee	2 months or less	\$100.00	P	X	\$100.00
CC.2	Traffic and Transport Management for Events					
CC.2.1	Late Application Fee - Special Events - Traffic Management		\$115.00	P	X	\$115.00
CC.3	Non Exclusive use events					
CC.3.1	Administration/Booking Fee					
CC.3.2	Events in Parks	Included but not limited to the following activities: Weddings, Events, Parties, Large gatherings, Markets or Activities involving temporary structures				
CC.3.3	Small to Medium Events	Up to 200 people Excluding War Memorial Events	\$64.00	P	Y	\$66.00
CC.3.4	Large Events	Over 200 people	\$107.00	F	Y	\$110.00
CC.3.5	Personal trainers/Boot camps	Per season Summer (September - March), Winter (April - August)	\$768.00	F	Y	\$791.00
CC.3.6	Personal trainers/Boot camps/Other Commercial users	Casual hourly rate	\$24.00	F	Y	\$25.00
CC.3.7	Wedding at McQuade Park	Per hour (Maximum 2 hours) Includes Booking Fee	\$115.00	F	Y	\$120.00
CC.3.8	Refundable Bond					
CC.3.9	Sporting/Community event	Minimum fee	\$200.00	P	X	\$200.00
CC.3.10	Corporate/Business event	Minimum fee	\$1,000.00	P	X	\$1,000.00

Operational Plan 2018-2019

Index	Fee Description	Conditions	2017/2018 Fees	Pricing Policy	GST	2018/2019 Fees
CC.4	Exclusive use events	Exclusive use is where the activity/event takes over the whole or part of a park and restricts usage to that area				
CC.4.1	Administration/Booking Fee					
CC.4.2	Community organisation event (not for profit)	Where the event is no more than 3 consecutive days				
CC.4.3	Set up - Prior to Event	Per day	\$320.00	P	Y	\$330.00
CC.4.4	Event days	Per day	\$850.00	P	Y	\$875.00
CC.4.5	Removal/Clean up - Post Event	Per day	\$320.00	P	Y	\$330.00
CC.4.6	Corporate/Business organisation event	Where the event is no more than 3 consecutive days				
CC.4.7	Set up - Prior to Event	Per day	\$550.00	F	Y	\$567.00
CC.4.8	Event days	Per day	\$1,090.00	F	Y	\$1,123.00
CC.4.9	Removal/Clean up - Post Event	Per day	\$545.00	F	Y	\$562.00
CC.4.10	Community/Corporate/Business organisation event	Where the event is more than 3 consecutive days	POA	F	Y	POA
	Exclusive use events					
	For areas less than 1000m2 or less than 40% of the park, a reduced fee of 50% applies					
CC.4.11	Refundable Bond					
CC.4.12	Sporting/Community event	Minimum fee	\$200.00	P	X	\$200.00
CC.4.13	Corporate/business event	Minimum fee	\$1,000.00	P	X	\$1,000.00
CC.5	Events Services					
CC.5.1	Electricity	Per day	\$93.00	P	Y	\$96.00
Amended	Water	Per day	\$93.00	P	Y	\$96.00
Proposed New Fee	Parking and event fencing set up	Per day		F	Y	\$2,200.00
Proposed New Fee	Parking and event fencing pack up	Per day		F	Y	\$2,200.00
Proposed New Fee	Commercial Stallholder Fee - where Council is the event organiser	Per day, per event (Minimum fee)		R	Y	\$330.00
Proposed New Fee	Food/Alcohol Stallholder Consultant					
Proposed New Fee	Food/Alcohol Stallholder fee - where external consultant is in engaged	Per stall, per day, per event		R	Y	\$110.00
CC.5.8	Garbage Service					
CC.5.9	Delivery & Pick-up of bins	For Events held in Council owned parks only				
CC.5.10	1 to 10 bins		\$360.00	F	Y	\$371.00
CC.5.11	11 to 25 bins		\$720.00	F	Y	\$742.00
CC.5.12	Emptying Fee	Per bin	\$16.50	F	Y	\$17.00
CC.5.13	Replacement bin due to vandalism or theft		\$106.00	F	Y	\$110.00
CC.5.14	Toilet cleaning	Prior to event	\$85.00	P	Y	\$88.00
CC.6	Casual Use of Parks and Reserves					

Operational Plan 2018-2019

Index	Fee Description	Conditions	2017/2018 Fees	Pricing Policy	GST	2018/2019 Fees
CC.6.1	Park Access					
CC.6.2	Establishment fee for use of parks as compounds by Contractors		\$260.00	F	X	\$270.00
CC.6.3	Rental per week for compound site	Per m2	\$1.25	F	X	\$1.30
CC.6.4	Parks access administration fee		\$64.00	F	X	\$66.00
CC.7.5	Use of Parks and Reserves by Hot Air Balloons					
CC.7.6	Annual administration booking fee		\$64.00	P	Y	\$66.00
CC.7.7	Fee per launch, landing or tether	For annual bookings	\$26.00	R	Y	\$27.00
CC.7.8	Casual hire fee	Per launch, landing or tether	\$115.00	R	Y	\$119.00
CC.8.9	Circuses/Fairs/Carnivals and other similar size events					
CC.8.10	Set up/Removal/Non-Show days	Per day	\$546.00	F	Y	\$563.00
CC.8.11	Show days		\$1,092.00	F	Y	\$1,125.00
CC.9.12	Markets and Fetes (Excluding Windsor Mall)	Rate per day				
CC.9.13	Application Fee - Community		\$100.00	F	Y	\$103.00
CC.9.14	Application Fee - Commercial		\$500.00	F	Y	\$515.00
CC.9.15	Commercial Markets - Richmond Park	Per day within designated area	\$600.00	F	Y	\$620.00
CC.9.16	Commercial Markets - Governor Phillip Reserve	Per day within designated area	\$600.00	F	Y	\$620.00
CC.9.17	Other Markets		POA	F	Y	POA
CC.10	Use of park to access private property for building/landscape works					
CC.10.1	Administration fee		\$64.00	P	X	\$66.00
CC.10.2	Inspection fee		\$123.00	F	X	\$127.00
CC.10.3	Refundable Bond	Minimum	\$2,000.00	P	X	\$2,000.00
CC.11	Food Premises Registration and Inspection	Temporary and/or Mobile Food Vending Equipment				
CC.11.1	Temporary and/or mobile food vending equipment registration and inspection fee	Fee paid 30 days prior to event				
CC.11.2	Temporary Food Premises Category 1	Per annum (fee paid 30 days prior to event)	\$134.00	P	X	\$138.00
CC.11.3	Temporary Food Premises Category 2	Per annum (fee paid 30 days prior to event)	\$100.00	P	X	\$103.00
CC.11.4	Temporary Food Premises Category 3	Per annum (fee paid 30 days prior to event)	\$66.50	P	X	\$68.50
CC.11.5	Temporary and/or mobile food vending equipment registration and inspection fee					
CC.11.6	Temporary Food Premises Category 1	Per annum	\$173.00	P	X	\$178.20
CC.11.7	Temporary Food Premises Category 2	Per annum	\$129.00	P	X	\$132.90

Operational Plan 2018-2019

Index	Fee Description	Conditions	2017/2018 Fees	Pricing Policy	GST	2018/2019 Fees
CC.11.8	Temporary Food Premises Category 3	Per annum	\$86.50	P	X	\$89.10

ADVERTISING AND PROMOTION

CC.12 Banner Pole Hire

CC.12.1	Application Fee	Covers a period of 2 weeks per banner	\$20.00	P	X	\$25.00
CC.12.2	Removal of overdue banner		\$130.00	F	X	\$135.00
CC.12.3	Refundable key bond		\$30.00	P	X	\$30.00
CC.12.4	Late return of key		\$13.00	P	X	\$14.00

CC.13 Banner Production External Organisations

CC.13.1	Supply of completed banner	Per linear metre	\$106.00	P	Y	\$109.18
---------	----------------------------	------------------	----------	---	---	-----------------

CC.14	Sale of Promotional Items		POA	P	Y	POA
-------	---------------------------	--	-----	---	---	------------

ENVIRONMENT AND REGULATORY SERVICES

CARAVAN PARKS, CAMPING GROUNDS & MANUFACTURED HOME ESTATES

RS.1	Application for approval to operate	Per site (minimum \$100.00)	\$20.50	P	X	\$21.50
RS.2	Reinspection of application for approval to operate	Per site (minimum \$100.00)	\$20.50	P	X	\$21.50
RS.3	Periodic inspection	Per site (minimum \$100.00)	\$20.50	P	X	\$21.50
RS.4	Reinspection required due to non compliance in periodic inspection	Per site (minimum \$80.00)	\$18.50	P	Y	\$19.10
RS.5	Issue replacement approval to new proprietor		\$76.00	P	X	\$78.50
RS.6	Application and Inspection of Installations on Caravan Parks		\$139.00	P	X	\$143.20
RS.7	Reinspection required for Installations on Caravan Parks		\$90.50	P	X	\$93.20
RS.8	Application and Inspection of structure associated with manufactured home and completion certificate		\$139.00	P	X	\$143.20
RS.9	Reinspection of structure associated with manufactured home and completion certificate		\$90.10	P	X	\$92.80

COMPANION ANIMALS

Charges for the following animals:-

1) Hawkesbury City Council - Cats & Dogs

2) Penrith City Council - Cats & Dogs

3) The Hills Shire Council - Cats & Dogs

4) Hornsby Shire Council - Cats & Dogs

5) Other Councils - Cats & Dogs

Operational Plan 2018-2019

Index	Fee Description	Conditions	2017/2018 Fees	Pricing Policy	GST	2018/2019 Fees
RS.10	Companion Animals Registration Fees	Companion Animals Amendment Bill 2013 (NSW) Schedule 2 Amendment of Companion Animals Regulation 2008				
RS.10.1	Desexed Animal (Cats & Dogs)	or as determined by Legislation	\$55.00	S	X	\$55.00
RS.10.2	Animal not desexed (Cats & Dogs)	or as determined by Legislation	\$201.00	S	X	\$201.00
RS.10.3	Pensioner (desexed animal) (Cats & Dogs)	or as determined by Legislation	\$23.00	S	X	\$23.00
RS.10.4	Breeder (Cats & Dogs)	Per animal or as determined by Legislation	\$55.00	S	X	\$55.00
Proposed New Fee	Desexed Animal sold by eligible pound or shelter			S	X	\$27.50
	A recognised Breeder means a person who is a prefix endorsed member of the following:-					
	- Royal NSW Canine Council Ltd					
	- NSW Cat Fanciers Assoc Inc					
	- Waratah State Cat Alliance Inc					
RS.11	Micro-chipping (Cats & Dogs)	Per animal	\$52.00	P	Y	\$53.60
RS.12	Micro-chipping Cat/Dog for Animal Welfare Groups that have Section 16D exemption under the NSW Companion Animals Act 1998	Per animal	\$8.00	P	Y	\$8.30
RS.13	Vaccinating Cat/Dog for Animal Welfare Groups that have Section 16D exemption under the NSW Companion Animals Act 1998	Per animal	\$11.50	P	Y	\$11.90
	Note: A dog formerly registered with the Greyhound Racing Act (1985), will have the applicable registration fee reduced by \$15.00					
RS.14	Compliance Certificates	Companion Animals Regulation 2008 - Regulation 25 for the purpose of the Companion Animals Act 1998 - Section 58H				
RS.14.1	Certificate of compliance with enclosure requirements for dangerous, menacing or restricted dog, including inspection		\$150.00	S	X	\$150.00
RS.15	Hire of Animal Control Goods					
RS.15.1	Traps					
RS.15.2	Cats - Hire of Traps	Per fortnight Plus Fee RS.15.3	\$32.80	P	Y	\$33.80
RS.15.3	Cats - Deposit on Trap Hire	Refundable on return of trap	\$158.20	P	X	\$163.00
RS.15.4	Dogs - Hire of Traps	Per fortnight Plus Fee RS.15.5	\$39.50	P	Y	\$40.70

Operational Plan 2018-2019

Index	Fee Description	Conditions	2017/2018 Fees	Pricing Policy	GST	2018/2019 Fees
RS.15.5	Dogs - Deposit on Trap Hire	Refundable on return of trap	\$300.30	P	X	\$309.40
RS.16	Companion Animals Impounding					
RS.16.1	Cats Impounding					
RS.16.2	Release fee		\$42.50	P	X	\$43.80
RS.16.3	Maintenance	Per day	\$28.80	F	X	\$37.50
RS.16.4	Subsequent releases - same owner/same cat within 12 month period		\$111.80	R	X	\$115.20
RS.16.5	Dogs Impounding					
RS.16.6	Release fee		\$63.70	P	X	\$65.70
RS.16.7	Maintenance	Per day	\$31.20	F	X	\$40.60
RS.16.8	Subsequent releases - same owner/same dog within 12 month period		\$119.60	R	X	\$123.20
RS.17	Sales of animals					
RS.17.1	Sale of Cats					
RS.17.2	Male kittens under 3 years	Per animal Includes registration, micro-chipping and desexing	\$158.40	P	Y	\$163.20
RS.17.3	Male kittens under 3 years (Pensioner sale)	Per animal Includes registration, micro-chipping and desexing	\$124.30	P	Y	\$128.10
Amended	Male cats 3 years to 10 years	Per animal Includes registration, micro-chipping and desexing		P	Y	\$128.10
Amended	Male cats 3 years to 10 years (Pensioner sale)	Per animal Includes registration, micro-chipping and desexing		P	Y	\$94.10
Amended	Male cats 10 years and older	Per animal Includes registration, micro-chipping and desexing		P	Y	\$84.10
Amended	Male cats 10 years and older (Pensioner sale)	Per animal Includes registration, micro-chipping and desexing		P	Y	\$61.40
Proposed New Fee	Male cat of any age already desexed	20% discount on sale price (sale price subject to age group)		P	Y	POA
RS.17.9	Female kittens under 3 years	Per animal Includes registration, micro-chipping and desexing	\$181.50	P	Y	\$187.00
RS.17.10	Female kittens under 3 years (Pensioner sale)	Per animal Includes registration, micro-chipping and desexing	\$147.40	P	Y	\$151.90
Amended	Female cats 3 years to 10 years	Per animal Includes registration, micro-chipping and desexing		P	Y	\$151.90
Amended	Female cats 3 years to 10 years (Pensioner sale)	Per animal Includes registration, micro-chipping and desexing		P	Y	\$116.70
Amended	Female cats 10 years and older	Per animal Includes registration, micro-chipping and desexing		P	Y	\$106.70

Operational Plan 2018-2019

Index	Fee Description	Conditions	2017/2018 Fees	Pricing Policy	GST	2018/2019 Fees
Amended	Female cats 10 years and older (Pensioner sale)	Per animal Includes registration, micro-chipping and desexing		P	Y	\$77.90
Proposed New Fee	Female cat of any age already desexed	20% discount on sale price (sale price subject to age group)		P	Y	POA
RS.17.16	Sale of dogs					
RS.17.17	Dogs and Pups under 4 years	Per animal Includes registration, micro-chipping and desexing	\$385.00	P	Y	\$396.60
RS.17.18	Dogs and Pups under 4 years (Pensioner sale)	Per animal Includes registration, micro-chipping and desexing	\$350.90	P	Y	\$361.50
Amended	Male dogs 4 years to 9 years	Per animal Includes registration, micro-chipping and desexing		P	Y	\$268.50
Amended	Male dogs 4 years to 9 years (Pensioner sale)	Per animal Includes registration, micro-chipping and desexing		P	Y	\$233.40
Amended	Male dogs 10 years and older	Per animal Includes registration, micro-chipping and desexing		P	Y	\$170.00
Amended	Male dogs 10 years and older (Pensioner sale)	Per animal Includes registration, micro-chipping and desexing		P	Y	\$124.00
Proposed New Fee	Male dog of any age already desexed	20% discount on sale price (sale price subject to age group)		P	Y	POA
Amended	Female dogs 4 years to 9 years	Per animal Includes registration, micro-chipping and desexing		P	Y	\$291.20
Amended	Female dogs 4 years to 9 years (Pensioner sale)	Per animal Includes registration, micro-chipping and desexing		P	Y	\$256.10
Amended	Female dogs 10 years and older	Per animal Includes registration, micro-chipping and desexing		P	Y	\$190.00
Amended	Female dogs 10 years and older (Pensioner sale)	Per animal Includes registration, micro-chipping and desexing		P	Y	\$138.70
Proposed New Fee	Female dog of any age already desexed	20% discount on sale price (sale price subject to age group)		P	Y	POA
RS.18	Surrender and Collection of Animals					
RS.18.1	Surrender of cats to pound - Hawkesbury residents ONLY	Per animal	\$180.25	P	X	\$185.70
RS.18.2	Surrender of cats to pound - Non-Hawkesbury residents	Per animal	\$396.55	R	X	\$408.50
RS.18.3	Surrender of dogs to pound - Hawkesbury residents ONLY	Per animal	\$252.35	P	X	\$260.00
RS.18.4	Surrender of dogs to pound - Non-Hawkesbury residents	Per animal	\$468.65	R	X	\$482.70
RS.19	Collection of surrendered cat or dog from private premises					
RS.19.1	Within 30 km of the animal shelter	Per animal Plus Fees RS.18.1 to RS.18.4	\$127.20	F	X	\$131.00

Operational Plan 2018-2019

Index	Fee Description	Conditions	2017/2018 Fees	Pricing Policy	GST	2018/2019 Fees
RS.19.2	Between 30 km and 60 km of the animal shelter	Per animal Plus Fees RS.18.1 to RS.18.4	\$166.80	F	X	\$171.80
RS.19.3	Greater than 60 km of the animal shelter	Per animal Plus Fees RS.18.1 to RS.18.4	\$206.60	F	X	\$212.80
RS.20	Stock Impounding					
	Driving Fees - under clause 2(4) of the Impounding Act 1993	Additional charges will apply for after hours, weekend & public holidays				
Proposed New Fee	Call out fee	Collection of animal already contained		F	Y	\$110.00
Proposed New Fee	Call out fee where the animal is not contained	Additional charges are applicable if the animal is not contained and a portable yard is required		F	Y	POA
RS.20.3	Transportation fees	Per km to secure holding facility		F	Y	\$0.83
RS.20.4	Pound Keepers Fees for Sustenance					
RS.20.5	Horses	Per head, per day		F	Y	\$66.00
RS.20.6	Cattle	Per head, per day		F	Y	\$55.00
RS.20.7	Sheep	Per head, per day		F	Y	\$44.00
RS.20.8	Pigs	Per head, per day		F	Y	\$49.50
RS.20.9	Goats	Per head, per day		F	Y	\$44.00
Proposed New Fee	Impounding fees to owner of animal(s)	Per animal per day whilst held at the holding facility		F	Y	POA
HEALTH SERVICES						
RS.21	Food Premises Annual Administration Charge	Food Regulation 2015, Part 10 Clause 183				
	This administration fee does not apply to School Canteens and Not for Profit Organisations					
RS.21.1	5 or less FTE Food Handlers at premises		\$156.00	P	X	\$195.00
RS.21.2	6-50 FTE Food Handlers at premises		\$312.00	P	X	\$378.00
Proposed New Fee	Supermarkets			P	X	\$800.00
RS.22	Food Premises Inspection Fees					
RS.22.1	Category 1 (Food Authority P3)	Per annum for each inspection	\$134.00	P	X	\$178.00
RS.22.2	Category 2 (Food Authority P1 or P2)	Per annum for each inspection	\$173.50	P	X	\$217.50
RS.22.3	Category 3 (Food Authority P1 or P2)	Per annum for each inspection	\$227.00	P	X	\$271.00
Proposed New Fee	Supermarkets	Per annum for each inspection		P	X	\$633.40
RS.22.5	Inspection/Reinspection of low risk food business (Food Authority P4)		\$40.00	P	X	\$41.20
RS.22.6	Reinspection after non-compliance		\$120.00	P	X	\$200.00
RS.23	Temporary and/or mobile food vending equipment registration and inspection fee - Fee paid 30 days prior to event					

Operational Plan 2018-2019

Index	Fee Description	Conditions	2017/2018 Fees	Pricing Policy	GST	2018/2019 Fees
RS.23.1	Temporary Food Premises Category 1	Per annum (fee paid 30 days prior to event)	\$134.00	P	X	\$138.00
RS.23.2	Temporary Food Premises Category 2	Per annum (fee paid 30 days prior to event)	\$100.00	P	X	\$103.00
RS.23.3	Temporary Food Premises Category 3	Per annum (fee paid 30 days prior to event)	\$66.50	P	X	\$68.50
RS.24	Temporary and/or mobile food vending equipment registration and inspection fee					
RS.24.1	Temporary Food Premises Category 1	Per annum	\$173.00	P	X	\$178.20
RS.24.2	Temporary Food Premises Category 2	Per annum	\$129.00	P	X	\$132.90
RS.24.3	Temporary Food Premises Category 3	Per annum	\$86.50	P	X	\$89.10
RS.25	Reinspection after non-compliance for temporary and/or mobile food vending equipment		\$107.00	P	X	\$110.20
RS.26	Issuing of notices under the Food Act		\$330.00	S	X	\$330.00
RS.27	Pre-purchase inspection of food premises and written report		\$260.00	R	X	\$267.80
RS.28	Scores on Door review		\$121.00	P	Y	\$200.00
RS.29	Inspection of Other Premises					
RS.29.1	Brothels		\$121.00	P	X	\$300.00
RS.29.2	Legionella Control		\$121.00	P	X	\$124.70
RS.29.3	Hairdressing		\$121.00	P	X	\$124.70
RS.29.4	Skin penetration		\$121.00	P	X	\$180.00
RS.29.5	Public and Semi Public Swimming Pools		\$121.00	P	X	\$124.70
Proposed New Fee	Legionnaire Re-inspection			P	X	\$130.50
Proposed New Fee	Skin Penetration Re-inspection			P	X	\$97.90
RS.30	Annual Registration of Premises					
RS.30.1	Brothels		\$36.50	P	X	\$37.60
RS.30.2	Legionella Control		\$36.50	P	X	\$37.60
RS.30.3	Hairdressing		\$36.50	P	X	\$37.60
RS.30.4	Skin penetration		\$36.50	P	X	\$37.60
RS.30.5	Public and Semi Public Swimming Pools		\$36.50	P	X	\$37.60
RS.30.6	Water carting		\$36.50	P	X	\$37.60
RS.30.7	Registration of Portable Water Suppliers		\$36.50	P	X	\$37.60
RS.31	Undertakers Premises/Mortuary					
RS.31.1	Application for approval to operate an undertakers premises		\$158.00	F	X	\$162.80
RS.31.2	Periodic inspection of undertakers premises		\$173.00	P	X	\$178.20

Operational Plan 2018-2019

Index	Fee Description	Conditions	2017/2018 Fees	Pricing Policy	GST	2018/2019 Fees
RS.31.3	Application for approval to operate a mortuary		\$158.00	F	X	\$162.80
RS.31.4	Periodic inspection of mortuary		\$173.00	F	X	\$178.20
RS.32	Water Sampling					
RS.32.1	Bacteriological water sampling for public swimming pools		\$93.00	P	X	\$95.80
RS.32.2	Chemical and bacteriological water sampling and investigation for on-site water tanks including annual sampling of commercial premises and supplies		\$172.00	F	X	\$177.20
RS.32.3	Cryptosporidium Analysis		POA	M	X	POA
RS.32.4	Inspection of water carting vehicle/tanks		\$97.50	P	X	\$100.50
RS.33	Education Courses run by Council					
RS.33.1	Skin penetration, beauty treatment and hairdressing training courses		\$53.50	F	Y	\$55.10
RS.33.2	Pool maintenance training courses		\$53.50	F	Y	\$55.10
RS.33.3	Food handling education course		\$53.50	F	Y	\$55.10
RS.33.4	Not-for-profit organisations	Minimum charge	Free	N	Y	\$10.00
RS.34	Public Health Act 2010 & Regulations 2012					
RS.34.1	Improvement Notices and Prohibition Orders under the Public Health Regulations 2012 (Regulation 97) - Prescribed Fee		\$560.00	S	X	\$560.00
RS.34.2	Improvement Notices and Prohibition Orders under the Public Health Regulations 2012 (Regulation 97) - In any other case		\$270.00	S	X	\$270.00
RS.34.3	Re-inspection of premises subject of prohibition order	Public Health Regulation 2012 - Regulation 98 Per hour (Minimum charge 1/2 hour to a maximum charge of 2 hours - excluding travel time)	\$250.00	S	X	\$250.00
RS.34.4	Notification of installation or carrying out a function under Public Health Act & Regulations Issue notice or order for Regulated Systems		\$100.00	S	X	\$100.00
REGULATION AND ENFORCEMENT						
RS.35	Location Costs for Stolen & Abandoned Vehicles					
RS.35.1	Zone 1 - Richmond, Windsor, Pitt Town, Cattai		\$178.00	F	X	\$183.40

Operational Plan 2018-2019

Index	Fee Description	Conditions	2017/2018 Fees	Pricing Policy	GST	2018/2019 Fees
RS.35.2	Zone 2 - Kurrajong, Kurrajong Heights, East Kurrajong ,Glossodia, Blaxland Ridge and Ebenezer area		\$187.00	F	X	\$192.60
RS.35.3	Zone 3 - Bilpin, Colo Heights, Upper Colo areas		\$250.00	F	X	\$257.50
RS.35.4	Zone 4 - MacDonald Valley, St Albans and to the northern and north eastern boundaries		\$250.00	F	X	\$257.50
RS.35.5	Stationery, typing and the like involved in advice to Police and contractor including appropriate photographs		\$57.50	F	X	\$59.30
RS.35.6	Notification letter to owner, if applicable		\$42.50	F	X	\$43.80
RS.35.7	Storage charges for keeping vehicle in custody	At Contractors' Costs	POA	F	X	POA
RS.35.8	Towing & removal (by Contractor)		\$103.00	F	X	\$106.10
RS.35.9	Advertising Costs of abandoned vehicles					
RS.35.10	Advertising Cost	Advertising cost, Plus Fee RS.35.11	POA	M	Y	POA
RS.35.11	Administration Fee	Plus Fee RS.35.10	\$121.00	F	Y	\$124.70
RS.36	Other Impounding and Retrieval Fees					
RS.36.1	Retrieval of confiscated shopping trolleys		\$178.00	R	X	\$183.40
RS.36.2	Retrieval of confiscated charity bins		\$301.00	R	X	\$310.10
RS.37	Environmental Protection Inspections					
RS.37.1	Non-compliance reinspection of business after environmental review	Per hour	\$120.20	F	Y	\$123.80
RS.37.2	Request for voluntary environmental review of business	Per hour	\$120.20	F	Y	\$123.80
RS.37.3	Noise level reading and assessment	Per hour	\$110.00	F	X	\$113.80
RS.37.4	Noise level reading and assessment after normal business hours	Per hour	\$207.50	F	X	\$213.80
RS.37.5	Audit of industrial/commercial premises for environmental compliance	Per hour	\$109.50	F	X	\$112.80
RS.37.6	Research and preparation of report for site history of contamination	Per hour	\$109.50	F	X	\$112.80
RS.37.7	Intensive agriculture premises inspection (piggeries, poultry, cattle etc.)		\$142.50	F	X	\$146.80
RS.38	Environmental Protection Notices under POEO Act 1997					
RS.38.1	Issuing notice administration fee		\$535.00	S	X	\$550.00
RS.38.2	Monitoring compliance to notice issued	Per hour	\$110.00	F	X	\$113.30

Operational Plan 2018-2019

Index	Fee Description	Conditions	2017/2018 Fees	Pricing Policy	GST	2018/2019 Fees
RS.38.3	Outstanding notices or orders information in register		\$100.00	F	X	\$103.00
RS.39	Public Health Consultation and Investigation					
RS.39.1	Pollution control investigation charges to polluter	Per hour	\$120.50	F	Y	\$124.10
RS.40	Certificates/Documents Available-Regulatory Services					
RS.40.1	S735A LGA Certificate-Outstanding notices and orders		\$100.00	F	X	\$103.00
RS.40.2	S735A LGA Certificate-Urgency Fee (24hrs turnaround)	Plus Fee RS.40.1	\$57.00	P	X	\$58.70
RS.40.3	S121ZP, EP & A Certificate-Outstanding notices and orders		\$100.00	F	X	\$103.00
RS.40.4	S121ZP, EP & A Certificate-Urgency Fee (24hrs turnaround)	Plus Fee RS.40.3	\$57.00	F	X	\$58.70
RS.41	Registration Fees					
RS.41.1	A' Framed sign on Council land	Annual administration fee	\$157.00	F	X	\$161.70
SEWERAGE MANAGEMENT FACILITIES						
RS.42	Sales					
RS.42.1	Sale of septic irrigation warning signs		\$21.50	F	Y	\$22.20
RS.43	Certificates/Documents available					
RS.43.1	Copy of approval to operate septic system		\$26.25	F	X	\$27.10
RS.44	Septic Tanks Inspections					
RS.44.1	Licence Fee - "Approval to operate a Sewerage Management Facility".		\$145.00	F	X	\$149.40
RS.44.2	Pre-purchase inspection of Sewerage Management Facility and written report		\$145.00	F	X	\$149.40
RS.44.3	Sewerage Management Facility re-inspection Fee where 'still failing' OR 'not ready'		\$107.00	F	X	\$168.00
RS.44.4	Application to install a centralised Sewage Management Facility (e.g. Community Title)	Plus \$210.90 per allotment	\$313.80	F	X	\$323.20
RS.44.5	Inspection of Decommissioned Sewerage Management Facility		\$76.50	P	X	\$78.80
RS.44.6	Septic tank application fee to install a Domestic System	Including assessment, 2 inspections & approval to operate for first year	\$511.00	M	X	\$526.30
RS.45	Septic tank application fee to install a Commercial System					
RS.45.1	Commercial septic systems less than \$20,000	Includes assessment and 2 inspections	\$511.00	M	X	\$526.30
RS.45.2	Commercial septic systems greater than or equal to \$20,000	Includes assessment and 4 inspections	\$1,160.50	M	X	\$1,195.30
RS.45.3	Application to alter a Sewerage Management System	50% of current application fee for same system	POA	M	X	POA
RS.45.4	Application fee to install a Greywater System	Including assessment, 2 inspections & approval to operate for first year	\$511.00	M	X	\$526.30

Operational Plan 2018-2019

Index	Fee Description	Conditions	2017/2018 Fees	Pricing Policy	GST	2018/2019 Fees
RS.46	Inspection of Private Water Scheme plumbing and drainage					
RS.46.1	Inspection of private water scheme plumbing and drainage	Per inspection	\$187.00	M	X	\$192.60
RS.47	Plumbing and Drainage Inspections					
RS.47.1	Single Inspection	Internal and external	\$148.00	M	X	\$152.50
WASTE COLLECTION						
RS.48	Waste Bins					
RS.48.1	120/140L size		\$66.00	R	X	\$68.00
RS.48.2	240L size		\$97.00	R	X	\$99.90
RS.48.3	Second hand 240L		\$44.00	R	X	\$45.30
RS.48.4	Recycle bins		\$94.00	R	X	\$96.80
RS.48.5	Educational stickers for Waste and Recycling Bins		\$6.25	R	Y	\$6.45
OTHER						
RS.49	Advertising Structures/Signs					
RS.49.1	Sandwich Board Annual fee		\$157.00	R	X	\$161.70
RS.49.2	Retrieval of confiscated unauthorised sign on public land		\$224.50	R	X	\$231.30
RS.50	Land Clearing - Hazard reduction (S66 Rural Fires Act)					
RS.50.1	Contractor's cost for land clearing	Contractors' Fee, Plus Fee RS.50.2	POA	M	Y	POA
RS.50.2	Administration Charge	Plus Fee RS.50.1	\$408.50	R	Y	\$420.80
RS.51	Sale of Tender Documents					
RS.51.1	Sale of Tender documents (printing, paper, expertise, overheads)		POA	F	Y	POA
DEVELOPMENT SERVICES						
CONSTRUCTION AND DEVELOPMENT						
DS.1	Development Applications					
DS.1.1	General Development	See Clause 246B EP&A Regulation 2000				
DS.1.2	Not exceeding \$5,000		\$110.00	S	X	\$110.00
DS.1.3	\$5,001 - \$50,000	Plus \$3.00 each \$1,000 above \$5,000	\$170.00	S	X	\$170.00
DS.1.4	\$50,001 - \$250,000	Plus \$3.64 each \$1,000 above \$50,000	\$352.00	S	X	\$352.00
DS.1.5	\$250,001 - \$500,000	Plus \$2.34 each \$1,000 above \$250,000	\$1,160.00	S	X	\$1,160.00
DS.1.6	\$500,001 - \$1,000,000	Plus \$1.64 each \$1,000 above \$500,000	\$1,745.00	S	X	\$1,745.00
DS.1.7	\$1,000,001 - \$10,000,000	Plus \$1.44 each \$1,000 above \$1,000,000	\$2,615.00	S	X	\$2,615.00
DS.1.8	More than \$10,000,000	Plus \$1.19 each \$1,000 above \$10,000,000	\$15,875.00	S	X	\$15,875.00
DS.1.9	Change of Use (Where no cost of works)	See Clause 250 EP&A Regulations 2000	\$285.00	S	X	\$285.00

Operational Plan 2018-2019

Index	Fee Description	Conditions	2017/2018 Fees	Pricing Policy	GST	2018/2019 Fees
DS.2	Dwelling-houses					
DS.2.1	Dwelling - houses not exceeding \$100,000	See Clause 247 EP&A Regulations 2000	\$455.00	S	X	\$455.00
DS.2.2	Dwelling - houses exceeding \$100,000	Fee calculated according to General Development Refer to Fees DS.1.1	POA	S	X	POA
DS.3	Development Application for Tree Removal					
DS.3.1	1 to 5 trees	Located on Heritage Listed Property	\$130.00	P	X	\$134.00
DS.3.2	6 to 25 trees	Located on Heritage Listed Property	\$285.00	P	X	\$295.00
DS.3.3	More than 25 trees	Fee calculated according to General Development Refer to Fees DS.1.1	POA	S	X	POA
DS.4	Development Application for Pools					
DS.4.1	Pool - Permanent	Fee calculated according to General Development Refer to Fees DS.1.1	POA	S	X	POA
DS.4.2	Pool - Temporary (e.g. inflatable, self supporting)	Minimum charge under General Development Refer to Fees DS.1.1	\$110.00	S	X	\$110.00
DS.5	Notification of Development Applications (Hawkesbury DCP)					
DS.5.1	Requiring adjoining owners' advertisement	Plus Fees DS.5.2 - DS.5.5	\$420.25	P	X	\$433.00
DS.5.2	Notification Site Sign		\$77.25	F	X	\$80.00
DS.5.3	Requiring adjoining owners letters only (up to 20 properties)		\$181.30	P	X	\$187.00
DS.5.4	Requiring adjoining owners letters only (21 to 100 properties)		\$381.00	P	X	\$392.00
DS.5.5	Requiring adjoining owners letters only (more than 100 properties)		\$515.00	P	X	\$530.00
Proposed New Fee	Notification of Development	EP&A Regulations 2000				
Proposed New Fee	Requiring notice for 8.2 Review			S	X	\$392.00
Proposed New Fee	Requiring notice under S4.55(2) or S4.56(1)			S	X	\$530.00
DS.6.3	Notice and advertising of designated development	See Clause 252(a) EP&A Regulations 2000	\$2,220.00	S	X	\$2,220.00
Proposed New Fee	Advertised Development	See Clause 252(b) EP&A Regulations 2000		S	X	\$1,105.00
Proposed New Fee	Prohibited Development	See Clause 252(c) EP&A Regulations 2000		S	X	\$1,105.00
Proposed New Fee	Notified Development	See Clause 252(d) EP&A Regulations 2000		S	X	\$1,105.00
DS.7	Building Construction Certificates					
DS.7.1	Building Class 1 and 10 Buildings					
DS.7.2	Up to \$5,000		\$296.00	R	Y	\$305.00

Operational Plan 2018-2019

Index	Fee Description	Conditions	2017/2018 Fees	Pricing Policy	GST	2018/2019 Fees
DS.7.3	\$5,001 up to \$12,000		\$590.00	R	Y	\$608.00
DS.7.4	\$12,001 up to \$100,000		\$950.00	R	Y	\$979.00
DS.7.5	\$100,001 up to \$200,000		\$1,100.00	R	Y	\$1,133.00
DS.7.6	\$200,001 up to \$350,000		\$1,500.00	R	Y	\$1,545.00
DS.7.7	Greater than \$350,000	\$1,957.00 Plus 0.1% of estimated cost of Development	POA	R	Y	POA
DS.7.8	Building Class 2 - 9 Buildings					
DS.7.9	Up to \$5,000		\$450.00	R	Y	\$463.50
DS.7.10	\$5,001 up to \$100,000		\$850.00	R	Y	\$875.50
DS.7.11	\$100,001 up to \$250,000		\$1,700.00	R	Y	\$1,750.00
DS.7.12	\$250,001 up to \$1,000,000		\$3,200.00	R	Y	\$3,296.00
DS.7.13	Greater than \$1,000,000	\$8,034.00 Plus 0.1% of estimated cost of Development	POA	R	Y	POA
DS.8	Certifiers' review (Engineering or Building) of works (not covered by above or elsewhere) - rate per hour	\$337.35 for first hour, then \$168.65 per hour or part thereof	POA	M	Y	POA
DS.9	Amended Building Construction Certificate (Minor change)	25% of original CC Fee	POA	M	Y	POA
DS.10	Amended Building Construction Certificate (Major change)	50% of original CC Fee	POA	M	Y	POA
DS.11	Additional Fees					
DS.11.1	Bushfire Assessment Level (BAL) - Risk assessment	Includes inspection	\$450.00	M	Y	\$463.50
DS.11.2	Hoarding application fee	Plus Fee DS.11.3 or Fee DS.11.4	\$220.00	M	X	\$226.60
DS.11.3	Type "A" Hoarding weekly rate	Per m2 up to 4 weeks, \$18.00 per m2 thereafter Plus Fee DS.11.2	\$23.00	M	X	\$23.70
DS.11.4	Type "B" Hoarding weekly rate	Per linear metre Plus Fee DS.11.2	\$17.00	M	X	\$17.50
DS.11.5	Mandatory inspection prior to release of Construction Certificate		\$175.00	M	Y	\$180.25
DS.12	Scanning of hard copy documents and conversion into electronic format					
DS.12.1	Documents (except DA form) are provided in electronic format (e.g. pdf)	File conversion fee may still apply see below	Free	N		Free
DS.12.2	S4.55(1) Applications		Free	N		Free
DS.12.3	Applications (Value of works less than \$100,000)		\$25.00	M	Y	\$26.00
DS.12.4	Applications (Value of works between \$100,001 and \$500,000)		\$49.00	M	Y	\$50.00
DS.12.5	Applications (Value of works between \$500,001 and \$1,000,000)		\$97.00	M	Y	\$100.00
DS.12.6	Applications (Value of works between \$1,000,001 and \$2,000,000)		\$301.00	M	Y	\$310.00

Operational Plan 2018-2019

Index	Fee Description	Conditions	2017/2018 Fees	Pricing Policy	GST	2018/2019 Fees
DS.12.7	Applications (Value of works greater than \$2,000,000)		\$662.00	M	Y	\$682.00
DS.12.8	Applications (Any value) - Not for Profit Organisations		Free	N		Free
DS.12.9	Subdivision - DA, Eng, CC & Sub Cert (3 Lots or less)		\$49.00	M	Y	\$50.00
DS.12.10	Subdivision - DA, Eng, CC & Sub Cert (4-19 Lots)		\$151.00	M	Y	\$156.00
DS.12.11	Subdivision - DA, Eng, CC & Sub Cert (20 lots or more and/or incorporating a road)		\$666.00	M	Y	\$686.00
DS.12.12	Subdivision - Boundary adjustment under LEP 2012		\$151.00	M	Y	\$156.00
DS.13	Miscellaneous Documents					
DS.13.1	Minimum Charge	Plus Fees DS.13.2 - DS.13.4	\$31.00	M	Y	\$32.00
DS.13.2	Up to A4	Per page Plus Fee DS.13.1	\$3.10	M	Y	\$3.20
DS.13.3	A3	Per page Plus Fee DS.13.1	\$6.20	M	Y	\$6.40
DS.13.4	Documents greater than A3	Plus Fee DS.13.1	\$25.00	M	Y	\$26.00
DS.14	File conversion of electronic documents					
DS.14.1	Documents (except application or certificate form) are provided in digital format consistent with Council naming conventions and file format requirements		Free	N		Free
DS.14.2	S4.55(1) Applications		Free	N		Free
DS.14.3	Applications (Value of works less than \$100,000)		\$12.40	M	Y	\$13.00
DS.14.4	Applications (Value of works between \$100,001 and \$500,000)		\$25.00	M	Y	\$26.00
DS.14.5	Applications (Value of works between \$500,001 and \$1,000,000)		\$49.00	M	Y	\$50.50
DS.14.6	Applications (Value of works between \$1,000,001 and \$2,000,000)		\$150.40	M	Y	\$155.00
DS.14.7	Applications (Value of works greater than \$2,000,000)		\$331.00	M	Y	\$341.00
DS.14.8	Applications (Any value) - Not for Profit Organisations		Free	N		Free
DS.15	Subdivision (DA, Eng, CC & Sub Cert)					
DS.15.1	3 Lots or less		\$25.00	M	Y	\$26.00
DS.15.2	4 - 19 Lots		\$75.00	M	Y	\$77.00
DS.15.3	20 lots or more and/or incorporating a road		\$343.00	M	Y	\$353.00
DS.15.4	Boundary adjustments under LEP 2012		\$75.20	M	Y	\$77.50
DS.16	Stamping additional hard copy plans	When in excess of 1 set for applicant	\$25.00	M	Y	\$26.00

Operational Plan 2018-2019

Index	Fee Description	Conditions	2017/2018 Fees	Pricing Policy	GST	2018/2019 Fees
Building projects (other than dwellings & residential additions) which involve civil works, e.g. car parks, drainage, etc. will be subject to the additional CC fees in the Subdivision and Civil Works section of this document						
DS.17	Building Compliance Certificates	Includes all inspections				
DS.17.1	Residential (Class 1,4)		\$1,225.00	M	Y	\$1,262.00
DS.17.2	Residential Additions		\$1,225.00	M	Y	\$1,262.00
DS.17.3	Residential Flat Building (Class 2)	Per unit	\$1,225.00	M	Y	\$1,262.00
DS.17.4	Commercial (Class 3,5,6 and 9)	Per unit Or \$1,040.75 per 500m2 floor area (whichever is greater)	\$1,225.00	M	Y	\$1,262.00
DS.17.5	Industrial (Class 7 and 8)	Per unit Or \$1,040.75 per 500m2 floor area (whichever is greater)	\$1,225.00	M	Y	\$1,262.00
DS.17.6	Other Class 10 structures		\$525.00	M	Y	\$541.00
DS.17.7	Demolition		\$525.00	M	Y	\$541.00
DS.18	Pools					
DS.18.1	In ground	Permanent	\$700.00	M	Y	\$721.00
DS.18.2	Above ground	Permanent	\$200.00	M	Y	\$206.00
DS.18.3	Temporary	e.g. inflatable, self supporting	\$175.00	M	Y	\$180.00
DS.18.4	Re-inspection where failed or not ready		\$175.00	M	Y	\$180.00
DS.18.5	Single Inspection		\$175.00	M	Y	\$180.00
DS.18.6	Single inspection (Swimming Pools only - for portable/inflatable pools or where Swimming Pool Compliance Certificate is required) - First Year		Free	N		Free
DS.18.7	Single inspection (Swimming Pools only - for portable/inflatable pools or where Swimming Pool Compliance Certificate is required) - Subsequent years		\$175.00	M	Y	\$180.00
DS.19	Occupation Certificates					
DS.19.1	Occupation Certificate - Class 1 (or combined Class 1 & 10)		\$250.00	M	Y	\$258.00
DS.19.2	Occupation Certificate - Class 10 (50% of Class 1)		\$125.00	M	Y	\$129.00
DS.19.3	Occupation Certificate - Class 2-9		\$750.00	M	Y	\$773.00
DS.19.4	Re-inspection where failed		\$175.00	M	Y	\$180.00
DS.20	Resited Dwellings					
DS.20.1	Refundable Deposit - Transit Damage		\$1,425.00	M	X	\$1,468.00
DS.20.2	Route inspection fee		\$175.00	M	X	\$180.00
DS.21	Inspection of building	Where it is proposed to have it removed and re-erected				
DS.21.1	Up to distance of 100km		\$525.00	M	X	\$541.00

Operational Plan 2018-2019

Index	Fee Description	Conditions	2017/2018 Fees	Pricing Policy	GST	2018/2019 Fees
DS.21.2	In excess of 100km		POA	M	X	POA
DS.22	Complying Development Certificate					
DS.22.1	CDC pre-certificate review (all development types)	40% of relevant CDC Fee (Fees DS.22.2 to DS.22.14), whichever is greater	POA	M	Y	POA
DS.22.2	CDC - Building Class 1 and 10 Buildings					
DS.22.3	Up to \$5,000	Plus Fee DS.17 to Fee DS.18.3, where applicable	\$351.00	R	Y	\$362.00
DS.22.4	\$5,001 up to \$12,000	Plus Fee DS.17 to Fee DS.18.3, where applicable	\$763.00	R	Y	\$786.00
DS.22.5	\$12,001 up to \$100,000	Plus Fee DS.17 to Fee DS.18.3, where applicable	\$1,484.00	R	Y	\$1,529.00
DS.22.6	\$100,001 up to \$200,000	Plus Fee DS.17 to Fee DS.18.3, where applicable	\$1,998.00	R	Y	\$2,058.00
DS.22.7	\$200,001 up to \$350,000	Plus Fee DS.17 to Fee DS.18.3, where applicable	\$3,245.00	R	Y	\$3,342.00
DS.22.8	Greater than \$350,000	Plus Fee DS.17 to Fee DS.18.3, where applicable Plus 0.1% estimated cost of development	POA	R	Y	POA
DS.22.9	CDC - Building Class 2 - 9 Buildings					
DS.22.10	Up to \$5,000	Plus Fee DS.17 to Fee DS.18.3, where applicable	\$505.00	R	Y	\$520.00
DS.22.11	\$5,001 up to \$100,000	Plus Fee DS.17 to Fee DS.18.3, where applicable	\$1,384.00	R	Y	\$1,426.00
DS.22.12	\$100,001 up to \$250,000	Plus Fee DS.17 to Fee DS.18.3, where applicable	\$2,598.00	R	Y	\$2,676.00
DS.22.13	\$250,001 up to \$1,000,000	Plus Fee DS.17 to Fee DS.18.3, where applicable	\$5,765.00	R	Y	\$5,938.00
DS.22.14	Greater than \$1,000,000	Plus Fee DS.17 to Fee DS.18.3, where applicable Plus 0.1% estimated cost of development	POA	R	Y	POA
DS.23	Mandatory inspection prior to release of Complying Development Certificate		\$175.00	M	Y	\$180.00
DS.24	Modification of Complying Development Certificate - Minor (S4.30 of EP&A Act 1979)	40% of the original fee	POA	M	Y	POA
DS.25	Modification of Complying Development Certificate - Major (S4.30 of EP&A Act 1979)	65% of the original fee	POA	M	Y	POA
To ensure that Council's prices for building certification services are competitive, Council will match the price of any genuine written quotation from a private certifier						
SUBDIVISION AND CIVIL WORKS						
DS.26	Development Application Fees					
DS.26.1	New public road (See Clause 249(a)(i) EP&A Regulations 2000)	Plus \$65.00 per additional lot	\$665.00	S	X	\$665.00

Operational Plan 2018-2019

Index	Fee Description	Conditions	2017/2018 Fees	Pricing Policy	GST	2018/2019 Fees
DS.26.2	No new road (See Clause 249(a)(i) EP&A Regulations 2000)	Plus \$53.00 per additional lot	\$330.00	S	X	\$330.00
DS.26.3	Strata (See Clause 249(b) EP&A Regulations 2000)	Plus \$65.00 per additional lot	\$330.00	S	X	\$330.00
DS.27	Design Compliance Certificate (Civil Works) or Subdivision Construction Certificate	See Clause 109C EPA Act				
DS.27.1	Full width road construction					
DS.27.2	Residential, commercial & industrial					
DS.27.3	Minimum Charge	Or Fee DS.27.4, whichever is greater	\$790.00	M	Y	\$814.00
DS.27.4	Charge per linear metre	Per linear metre Or Fee DS.27.3, whichever is greater	\$20.00	M	Y	\$20.60
DS.27.5	Rural Road					
DS.27.6	Minimum Charge	Or Fee DS.27.7, whichever is greater	\$602.00	M	Y	\$620.00
DS.27.7	Charge per linear metre	Per linear metre Or Fee DS.27.6, whichever is greater	\$10.00	M	Y	\$10.30
DS.27.8	Half width road construction					
DS.27.9	Residential, commercial & industrial					
DS.27.10	Minimum Charge	Or Fee DS.27.11, whichever is greater	\$573.00	M	Y	\$590.00
DS.27.11	Charge per linear metre	Per linear metre Or Fee DS.27.10, whichever is greater	\$14.50	M	Y	\$15.00
DS.27.12	Access Ways (includes crossings)					
DS.27.13	Residential	Per driveway	\$220.00	M	Y	\$227.00
DS.27.14	Rural	Per driveway	\$355.00	M	Y	\$366.00
DS.27.15	Drainage where no road or access works					
DS.27.16	Minimum Charge	Or Fee DS.27.17, whichever is greater	\$260.00	M	Y	\$268.00
DS.27.17	Charge per linear metre	Per linear metre Or Fee DS.27.16, whichever is greater	\$1.75	M	Y	\$1.80
DS.28	Car Parking Areas	Maximum of 4 spaces For greater than 4 spaces - Fee DS.28 Plus Fee DS.30	\$214.00	M	Y	\$220.00
DS.29	On site stormwater detention		\$334.00	M	Y	\$344.00
DS.30	Certifiers' review (Engineering or Building) of works	\$337.40 for first hour, then \$168.65 per hour or part thereof	POA	M	Y	POA
DS.31	Amended Design Compliance Certificate (Civil Works) or Subdivision Construction Certificate - Minor change to CC	25% of original CC Fee	POA	M	Y	POA

Operational Plan 2018-2019

Index	Fee Description	Conditions	2017/2018 Fees	Pricing Policy	GST	2018/2019 Fees
DS.32	Amended Design Compliance Certificate (Civil Works) or Subdivision Construction Certificate - Major change to CC	50% of original CC Fee	POA	M	Y	POA
DS.33	Issue 88B signing of Plan (and related documents)		\$160.00	M	X	\$165.00
DS.34	Compliance Certificate fees (Civil Works) or Subdivision Works Inspection	See Clause 109C EPA Act				
DS.34.1	Full width road construction					
DS.34.2	Residential, commercial & industrial					
DS.34.3	Minimum Charge	Or Fee DS.34.4, whichever is greater	\$1,535.00	M	Y	\$1,581.00
DS.34.4	Charge per linear metre	Per linear metre Or Fee DS.34.3, whichever is greater	\$39.00	M	Y	\$40.20
DS.34.5	Rural Road					
DS.34.6	Minimum Charge	Or Fee DS.34.7, whichever is greater	\$1,199.00	M	Y	\$1,235.00
DS.34.7	Charge per linear metre	Per linear metre Or Fee DS.34.6, whichever is greater	\$17.50	M	Y	\$18.00
DS.34.8	Half width road construction					
DS.34.9	Residential, commercial & industrial					
DS.34.10	Minimum Charge	Or Fee DS.34.11, whichever is greater	\$1,145.00	M	Y	\$1,179.00
DS.34.11	Charge per linear metre	Per linear metre Or Fee DS.34.10, whichever is greater	\$29.00	M	Y	\$30.00
DS.34.12	Access Ways (includes crossings)					
DS.34.13	Residential	Per driveway	\$445.00	M	Y	\$458.00
DS.34.14	Rural	Per driveway	\$721.00	M	Y	\$743.00
DS.34.15	Drainage where no Road or access works					
DS.34.16	Minimum Charge	Or Fee DS.34.17, whichever is greater	\$195.00	M	Y	\$201.00
DS.34.17	Charge per linear metre	Per linear metre Or Fee DS.34.16, whichever is greater	\$2.10	M	Y	\$2.15
DS.35	Car Parking Areas Compliance Certificate	Maximum of 4 spaces For greater than 4 spaces - Fee DS.35 Plus Fee DS.37	\$373.00	M	Y	\$384.00
DS.36	On-site stormwater detention		\$572.00	M	Y	\$589.00
DS.37	Certifiers' review (Engineering or Building) of works	\$337.40 for first hour, then \$168.65 per hour or part thereof	POA	M	Y	POA
DS.38	Re-inspection fee (where job not ready)		\$271.00	M	Y	\$279.00

Operational Plan 2018-2019

Index	Fee Description	Conditions	2017/2018 Fees	Pricing Policy	GST	2018/2019 Fees
DS.39	Subdivision Certificate Fees					
DS.39.1	Subdivision Certificate					
DS.39.2	Torrens Title					
DS.39.3	Torrens Title	Plus Fee DS.39.4 Plus Fees DS.65 - DS.65.4 (where applicable)	\$349.00	M	X	\$359.00
DS.39.4	Charge Per Lot as shown on plan	Plus Fee DS.39.3 Plus Fees DS.65 - DS.65.4 (where applicable)	\$175.00	M	X	\$180.00
DS.39.5	Community Title					
DS.39.6	Community Title	Plus Fee DS.39.7 Plus Fees DS.65 - DS.65.4 (where applicable)	\$675.00	M	X	\$695.00
DS.39.7	Charge Per Lot as shown on plan	Plus Fee DS.39.6 Plus Fees DS.65 - DS.65.4 (where applicable)	\$175.00	M	X	\$180.00
DS.39.8	Strata title					
DS.39.9	Strata title	Plus Fee DS.39.10 Plus Fee DS.40	\$557.00	M	X	\$574.00
DS.39.10	Charge Per Lot as shown on plan	Plus Fee DS.39.9 Plus Fee DS.40	\$175.00	M	X	\$180.00
DS.40	Mandatory inspection prior to release of Strata Certificate	\$337.40 for first hour, then \$168.65 per hour or part thereof	POA	M	X	POA
DS.41	Re-certification of previously approved plan/Subdivision Certificate		\$215.00	M	X	\$221.00
DS.42	Performance Security Application & Administration Fee					
DS.42.1	Administration Fee - Security for works with a value of less than \$10,000		\$344.00	M	Y	\$354.00
DS.42.2	Administration Fee - Security for works with a value of \$10,000 or more		\$1,198.00	M	Y	\$1,234.00
ADDITIONAL APPLICATION FEES						
DS.43	Integrated Development					
DS.43.1	Administration fee payable to Council in addition to DA Fee	See Clause 253 (1) EP&A Reg 2000	\$140.00	S	X	\$140.00
DS.43.2	Fee payable to each approval body in addition to DA fee	See Clause 253 (4) EP&A Reg 2000	\$320.00	S	X	\$320.00
DS.44	Development Requiring Concurrence					
DS.44.1	Administration fee payable to Council in addition to DA Fee	See Clause 252A (1) EP&A Reg 2000	\$140.00	S	X	\$140.00
DS.44.2	Fee payable to each concurrence authority in addition to DA Fee	See Clause 252A (5) EP&A Reg 2000	\$320.00	S	X	\$320.00
DS.45	Designated Development					
DS.45.1	Administration fee payable to Council in addition to DA Fee	See Clause 251 EP&A Reg 2000	\$920.00	S	X	\$920.00

Operational Plan 2018-2019

Index	Fee Description	Conditions	2017/2018 Fees	Pricing Policy	GST	2018/2019 Fees
Proposed New Fee	Residential Apartment Building	Payable for DA modification if referred to Design Review Panel see Clause 248 EP&A Reg 2000		S	X	\$3,000.00
MODIFICATION AND REVIEW OF DEVELOPMENT CONSENT						
DS.46	Modification of Consent Section 4.55 EP&A Act	See Clause 258 EP&A Reg 2000				
DS.46.1	Minor error, misdescription or miscalculation only (by Applicant) - Section 4.55 (1)		\$71.00	S	X	\$71.00
DS.46.2	Modification involving minimal environmental impact- Section 4.55 (1A)	50% of original DA fee, OR \$645.00 (whichever is less), Plus Fee DS.6 Notification Fee where required	POA	S	X	POA
DS.47	Modification not of minimal environmental impact- Section 4.55 (2)					
DS.47.1	Original DA fee less than \$100	50% of original DA fee, Plus Fee DS.6 Notification Fee	POA	S	X	POA
DS.47.2	Original DA fee \$100 or more, but no building, demolition or work	50% of original DA fee, Plus Fee DS.6 Notification Fee	POA	S	X	POA
DS.47.3	Dwelling \$100,000 or less	\$190.00 Plus Fee DS.6 Notification Fee	POA	S	X	POA
DS.47.4	Other Development up to \$5,000	\$55.00 Plus Fee DS.6 Notification Fee	POA	S	X	POA
DS.47.5	Other Development \$5,001 - \$250,000	\$85.00 Plus \$1.50 each \$1,000, Plus Fee DS.6 Notification Fee	POA	S	X	POA
DS.47.6	Other Development \$250,001 - \$500,000	\$500.00 Plus \$0.85 each \$1,000 above \$250,000 Plus Fee DS.6 Notification Fee	POA	S	X	POA
DS.47.7	Other Development \$500,001 - \$1,000,000	\$712.00 Plus \$0.50 each \$1,000 above \$500,000 Plus Fee DS.6 Notification Fee	POA	S	X	POA
DS.47.8	Other Development \$1,000,001 - \$10,000,000	\$987.00 Plus \$0.40 each \$1,000 above \$1,000,000 Plus Fee DS.6 Notification Fee	POA	S	X	POA
DS.47.9	Other Development more than \$10,000,000	\$4,737.00 Plus \$0.27 each \$1,000 above \$10,000,000 Plus Fee DS.6 Notification Fee	POA	S	X	POA
Proposed New Fee	Residential Apartment Building - Modification of consent (See Clause 4.55 (2) of the EP&A Act and Clause 115 (3) of the EP&A Reg 2000)	\$760.00 Plus Fees DS.47.1 - DS.47.9, where applicable		S	X	POA
DS.48	Review of Determination DA - Under Section 8.2 of EP&A Act 1979	See Clause 257 EP&A Regulations 2000				
DS.48.1	Does not involve erecting a building, demolition or work	50% of original DA fee, Plus Fee DS.6 Notification Fee	POA	S	X	POA

Operational Plan 2018-2019

Index	Fee Description	Conditions	2017/2018 Fees	Pricing Policy	GST	2018/2019 Fees
DS.48.2	Dwelling house \$100,000 or less	\$190.00 Plus Fee DS.6 Notification Fee	\$190.00	S	X	POA
Proposed New Fee	Review of Rejection of 8.2 Application	See Clause 257A EP&A Regulations 2000				
Proposed New Fee	Less than \$100,000.00			S	X	\$55.00
Proposed New Fee	More than \$100,000.00 and less than \$1,000,000.00			S	X	\$150.00
Proposed New Fee	More than \$1,000,000.00			S	X	\$250.00
DS.50	Other Development based on estimated value					
DS.50.1	Up to \$5,000		\$55.00	S	X	\$55.00
DS.50.2	\$5,001 - \$250,000	\$85.00 Plus \$1.50 each \$1,000 above \$5,000	POA	S	X	POA
DS.50.3	\$250,001 - \$500,000	\$500.00 Plus \$0.85 each \$1,000 above \$250,000	POA	S	X	POA
DS.50.4	\$500,001 - \$1,000,000	\$712.00 Plus \$0.50 each \$1,000 above \$500,000	POA	S	X	POA
DS.50.5	\$1,000,001 - \$10,000,000	\$987.00 Plus \$0.40 each \$1,000 above \$1,000,000	POA	S	X	POA
DS.50.6	More than \$10,000,000	\$4,737.00 Plus \$0.27 each \$1,000 above \$10,000,000	POA	S	X	POA
DS.51	Review of Modification Determination - under Section 8.9 of EP&A Act 1979	See Clause 258A EP&A Regulations 2000				
DS.51.1	Review where modification application refused or conditions imposed	50% of original DA fee, Plus Fee DS.6 Notification Fee	POA	S	X	POA
DS.52	Amend Development, Section 4.55 or Section 8.2 application prior to determination					
DS.52.1	Administration fee	10% of DA Fee Plus Fee DS.6 Notification Fee (if required)	POA	M	X	POA
CERTIFICATES AND DOCUMENTS						
DS.53	Certificates/Reports					
DS.53.1	S10.7 Planning Certificate	See Clause 259 of EP&A Regulations 2000				
DS.53.2	S10.7 (2) Planning Certificate		\$53.00	S	X	\$53.00
DS.53.4	S10.7 (5) Planning Certificate	Certificate where advice is provided under Section 107 (5) of the Act	\$133.00	S	X	\$133.00
Amended	Certified copy of S10.7 Planning Certificate	Plus Fee DS.53.6 where applicable	\$53.00	S	X	\$53.00
DS.53.6	Fax or postage of certified copy of S10.7 (2) or S10.7 (5) Planning Certificate			F	X	\$17.00

Operational Plan 2018-2019

Index	Fee Description	Conditions	2017/2018 Fees	Pricing Policy	GST	2018/2019 Fees
DS.54	S6.23 (2) Building Certificates	See Clause 260 of EP&A Regulations 2000				
DS.54.1	Class 1 (fee per dwelling) & Class 10 Buildings		\$250.00	S	X	\$250.00
DS.54.2	Additional Inspections		\$90.00	S	X	\$90.00
DS.55	Class 2-9 Buildings					
DS.55.1	Not Exceeding 200 square metres		\$250.00	S	X	\$250.00
DS.55.2	Exceeding 200 square metres but not exceeding 2,000 square metres	\$250.00 Plus \$0.50 per m2, over 200m2	POA	S	X	POA
DS.55.3	Exceeding 2,000 square metres	\$1,165.00 Plus \$0.075 per m2, over 2,000m2	POA	S	X	POA
DS.56	Unapproved buildings as described in Clause 260 (3A), (3B) & (3C) of EP&A Regulations 2000		POA	S	X	POA
DS.56.1	Copy of Building Certificate	See Clause 261 EP&A Regulations 2000	\$13.00	S	X	\$13.00
DS.57	Drainage Diagram		\$23.30	S	X	\$23.30
Proposed New Fee	Sewer Reference Sheet	where Drainage Diagram is unavailable		F	X	\$19.90
DS.59	Map Extract Certificate	See Clause 262 EP&A Regulations 2000	\$53.00	S	X	\$53.00
DS.60	Registration of all Part 4A or Complying Development Certificates (incl. Construction, Compliance, Occupation and Subdivision Certificates)	See Clause 263 EP&A Regulations 2000	\$36.00	S	X	\$36.00
DS.61	Submission of Annual Fire Safety Statement		\$90.00	F	X	\$92.70
DS.62	Certificate of Stage of Building Work		\$171.00	M	Y	\$176.00
DS.63	Swimming Pools Act					
DS.63.1	Application for Exemption	See Clause 13 Swimming Pools Regulation 2008	\$70.00	S	X	\$70.00
DS.63.2	Swimming Pool Safety Inspection by accredited certifier - first inspection	See Clause 18 (a) Swimming Pools Regulation 2008	\$150.00	S	X	\$150.00
DS.63.3	Swimming Pool Safety Inspection by accredited certifier - follow up inspection	See Clause 18 (a) Swimming Pools Regulation 2008	\$100.00	S	X	\$100.00
DS.63.4	Register a swimming pool	See Clause 18 (d) Swimming Pools Regulation 2008	\$10.00	S	X	\$10.00
DS.63.5	Provision of Pool Register information - To owner or tenant or their agent only	See Clause 18 (d) Swimming Pools Regulation 2008	\$10.00	S	X	\$10.00
DS.63.6	Swimming Pool Resuscitation Sign		\$26.00	M	Y	\$26.80
DS.64	S88G Certificate	See Clause 43 Conveyancing (General) Regulations 2013				
DS.64.1	S88G Certificate - no inspection required	See Clause 43(B) Conveyancing (General) Regulations 2013	\$10.00	S	X	\$10.00

Operational Plan 2018-2019

Index	Fee Description	Conditions	2017/2018 Fees	Pricing Policy	GST	2018/2019 Fees
DS.64.2	S88G Certificate - inspection required	See Clause 43(A) Conveyancing (General) Regulations 2013	\$35.00	S	X	\$35.00
DS.65	Endorsement of Legal Documents relating to development and subdivision					
DS.65.1	Section 88B		\$206.00	M	X	\$212.00
DS.65.2	Section 88E, positive covenant and restrictions-as-to-user (RATU)		\$206.00	M	X	\$212.00
DS.65.3	Endorsement of amended 88B or 88E		\$206.00	M	X	\$212.00
DS.65.4	Endorsement of Legal Documents by Council Resolution and Seal (where required)		\$510.00	M	X	\$525.00
DS.66	Maps, Plans & Documents					
DS.66.1	Copies of Building Plans					
DS.66.2	Customer printing approved plans from DA Tracker		Free	N		Free
DS.66.3	Copy of Approved Plans (per DA or CC approval) - Class 1 and 10		\$83.00	M	X	\$85.50
DS.66.4	Copy of Approved Plans (per DA or CC approval) - Class 2 - 9		\$158.00	M	X	\$163.00
DS.67	Other Plans					
DS.67.1	B1 sheet		\$13.40	M	X	\$13.80
DS.67.2	A1 sheet		\$11.00	M	X	\$11.30
DS.67.3	A2 sheet		\$6.00	M	X	\$6.20
DS.67.4	A3 sheet		\$1.70	M	X	\$1.75
DS.67.5	A4 sheet		\$0.85	M	X	\$0.90
DS.68	Photocopies					
DS.68.1	Black & white - A4	Per copy	\$0.85	F	X	\$0.88
DS.68.2	Black & white - A3	Per copy	\$1.70	F	X	\$1.75
DS.68.3	Studies, reports & other documents	Cost Plus 50%	POA	M	X	POA
DS.69	Administration Fees for Withdrawn Applications and Certificates					
DS.69.1	Administration Fee: Cancelled or withdrawn applications for certificates, diagrams, etc. (deducted from refund)		\$37.00	M	Y	\$38.10
DS.69.2	Administration Fee: Cancelled or withdrawn applications for DA, CC (building and engineering), S96, S8.2 applications (deducted from refund)		\$73.00	M	Y	\$75.20

Operational Plan 2018-2019

Index	Fee Description	Conditions	2017/2018 Fees	Pricing Policy	GST	2018/2019 Fees
DS.70	Refunds for Withdrawn Applications and Certificates- (DA, CC, CDC, SC, \$4.55, \$8.2 only)					
DS.70.1	Withdrawn within 3 days of lodgement - 100% of DA	100% of DA Fee, Admin, Scanning	POA	M	X	POA
DS.70.2	Withdrawn/Refund (prior to assessment) - 50% of DA Fee (excluding Scanning, Admin Fee and Plan First levy)	50% of DA Fee only	POA	M	X	POA
DS.70.3	Withdrawn/Refund (after 7 day letter issued) - the amount will be assessed based on the work performed by Council	Based on work done and staff time	POA	M	X	POA
MISCELLANEOUS FEES						
DS.71	Flood level advice - Basic	Letter confirming 1:100 level only	\$110.00	M	Y	\$113.00
DS.72	Flood level advice - Detailed	Letter confirming 1:100 level, likely velocity, site specific matters etc.	\$546.00	M	Y	\$562.00
DS.73	Flood level advice - CDC	Letter confirming 1:100 level, likely velocity, site specific matters etc.	\$546.00	M	Y	\$562.00
DS.74	Amusement devices	Defined Sec 3 of Const Safety Act	\$60.00	M	X	\$61.80
DS.75	Fees, Charges or Penalties permitted under legislation other than LGA	As specified in relevant legislation	POA	S	X	POA
DS.76	Applications under Section 68 of the Local Government Act					
DS.76.1	Solid fuel heater Approval	S68 Activity under the Local Govt Act 1993	\$225.00	R	X	\$232.00
DS.76.2	Application and Inspection of a structure associated with manufactured or relocatable home and completion certificate	S68 Activity under the Local Govt Act 1993	\$527.00	R	X	\$543.00
DS.76.3	Reinspection of a structure associated with manufactured or relocatable home and completion certificate	S68 Activity under the Local Govt Act 1993	\$175.00	R	X	\$180.00
DS.76.4	Other Section 68 Applications		\$225.00	R	X	\$232.00
WRITTEN ADVICE						
DS.77	Written advice regarding Development Consent	\$138.00 per hour or part thereof (Minimum Fee \$138.00)	POA	P	Y	POA
DS.78	Written advice regarding Building Consent	\$138.00 per hour or part thereof (Minimum Fee \$138.00)	POA	P	Y	POA
DS.79	Response to written request involving interpretation or clarification of information/documents	\$138.00 per hour or part thereof (Minimum Fee \$138.00)	POA	P	Y	POA
DS.80	Written advice regarding contaminated land enquiries	\$138.00 per hour or part thereof (Minimum Fee \$138.00)	POA	P	Y	POA

Operational Plan 2018-2019

Index	Fee Description	Conditions	2017/2018 Fees	Pricing Policy	GST	2018/2019 Fees
DS.81	Written advice regarding exempt subdivision development	\$138.00 per hour or part thereof (Minimum Fee \$138.00)	POA	P	Y	POA
DS.82	Prelodgement Meetings	Optional for: Commercial Development, Industrial Development; Mixed Use Development, Multi-dwelling Housing, Residential Flat Buildings and Subdivisions. If other Council staff or external consultants are required to attend the meeting, cost will be charged accordingly (Minimum Fee \$562.00)	POA	P	Y	POA
DS.83	Enquiries using the Electronic Housing Code		Free	N		Free
STRATEGIC PLANNING SERVICES						
ADDITIONAL APPLICATION FEES						
SP.1	Application to Prepare Local Environmental Plans (LEP's) or Preparation/Amendment of Development Control Plan (DCP)					
SP.1.1	Planning proposals relating to Section 73A of the Environment Planning and Assessment Act 1979 matters		\$2,280.95	M	X	\$2,349.40
SP.1.2	Planning proposal - Reclassification of land only	\$17,483.65, Plus the cost of specialist advice and studies required Refund of 90% of fee if applicant withdraws prior to Council determination. Refund of 50% of fee if Council resolves not to proceed to Gateway Determination. Refund of 40% of fee if Gateway Determination is not to proceed. In all other circumstances, there will be no refund	\$16,974.40	M	X	POA

Operational Plan 2018-2019

Index	Fee Description	Conditions	2017/2018 Fees	Pricing Policy	GST	2018/2019 Fees
SP.1.3	Planning proposal - Minor - relating to LEP Definitions, Clauses, Heritage Listings or minor additional permitted uses within an existing zone	\$10,927.30, Plus the cost of specialist advice and studies required Refund of 90% of fee if applicant withdraws prior to Council determination. Refund of 50% of fee if Council resolves not to proceed to Gateway Determination. Refund of 40% of fee if Gateway Determination is not to proceed. In all other circumstances, there will be no refund	\$10,609.00	M	X	POA
SP.1.4	Planning proposal - Major - relating to a change of zoning and/or minimum allotment size provisions (and development yield is below 20 lots)	\$27,318.20, Plus the cost of specialist advice and studies required Refund of 90% of fee if applicant withdraws prior to Council determination. Refund of 50% of fee if Council resolves not to proceed to Gateway Determination. Refund of 40% of fee if Gateway Determination is not to proceed. In all other circumstances, there will be no refund	\$26,522.50	M	X	POA
SP.1.5	Planning proposal - Significant - relating to a significant change of zoning and/or other provisions (and development yield exceeds 20 lots and/or development cost is more than \$10 million)	\$54,636.35, Plus the cost of specialist advice and studies required Refund of 90% of fee if applicant withdraws prior to Council determination. Refund of 50% of fee if Council resolves not to proceed to Gateway Determination. Refund of 40% of fee if Gateway Determination is not to proceed. In all other circumstances, there will be no refund	\$53,045.00	M	X	POA
SP.1.6	Preparation or variation to DCP - Minor - changes to existing DCP (eg. Minor changes to wording, diagrams)	Quotation on application - written response will be quoted at professional rate per hour (as per Fees FS.1)	POA	M	X	POA
SP.1.7	Preparation or variation to DCP - Major - involving significant changes (eg. New DCP chapter)	Quotation on application - written response will be quoted at professional rate per hour for senior staff (as per Fees FS.1)	POA	M	X	POA

Operational Plan 2018-2019

Index	Fee Description	Conditions	2017/2018 Fees	Pricing Policy	GST	2018/2019 Fees
SP.2	Advertising of Planning Proposals and DCP Variations					
SP.2.1	Advertising for all applications (payable in addition to fee for planning proposal and/or DCP variation fee)	Plus Fees SP.1.1 - SP.1.7 Plus Fees SP.2.2 - SP.2.4	\$420.25	P	X	\$432.85
SP.2.2	Requiring adjoining owners letters only (up to 20 properties)		\$181.30	M	X	\$186.75
SP.2.3	Requiring adjoining owners letters only (21 to 100 properties)		\$381.10	M	X	\$392.50
SP.2.4	Requiring adjoining owners letters only (more than 100 properties)		\$515.00	M	X	\$530.45
CERTIFICATES AND DOCUMENTS						
SP.3	Hawkesbury Development Control Plan					
SP.3.1	Hard Copy - DCP & Appendices	See Clause 19 EP&A Reg 2000	\$132.50	M	X	\$136.50
SP.3.2	Hard Copy - DCP only	See Clause 19 EP&A Reg 2000	\$93.95	M	X	\$96.80
SP.3.3	Hard Copy - Appendices only	See Clause 19 EP&A Reg 2000	\$67.50	M	X	\$69.55
SP.3.4	CD Rom	See Clause 19 EP&A Reg 2000	\$32.50	M	X	\$33.50
SP.3.5	Download from www.hawkesbury.nsw.gov.au	See Clause 19 EP&A Reg 2000	Free	N		Free
SP.4	Local Environmental Plan 1989 or 2012					
SP.4.1	Written document		\$15.70	M	X	\$16.20
SP.4.2	Download LEP 1989 maps from www.hawkesbury.nsw.gov.au		Free	N		Free
SP.4.3	Coloured map set (LEP 1989 only)		\$437.30	M	X	\$450.45
SP.4.4	Single colour map (LEP 1989 only)		\$57.80	M	X	\$59.55
SP.4.5	Download LEP 2012 maps from www.hawkesbury.nsw.gov.au		Free	N		Free
SP.4.6	Coloured map set (LEP 2012 only)		POA	M	X	POA
SP.4.7	Single colour map (LEP 2012 only)		POA	M	X	POA
SP.5	Development Contribution Plan (S94 Plan and S94a Plan)					
SP.5.1	Hardcopy of Plan	See Clause 38 EP&A Reg 2000	\$8.75	M	X	\$9.00
SP.5.2	Internet download	See Clause 38 EP&A Reg 2000	Free	N		Free
SP.6	Planning Studies					
SP.6.1	Hawkesbury Residential Land Strategy					
SP.6.2	Written document		\$20.00	M	X	\$20.00
SP.6.3	Download from www.hawkesbury.nsw.gov.au		Free	N		Free

Operational Plan 2018-2019

Index	Fee Description	Conditions	2017/2018 Fees	Pricing Policy	GST	2018/2019 Fees
SP.6.4	Hawkesbury Employment Land Strategy					
SP.6.5	Written document		\$22.00	M	X	\$22.00
SP.6.6	Download from www.hawkesbury.nsw.gov.au		Free	N		Free
SP.6.7	Hawkesbury Floodplain Risk Management Study and Plan					
SP.6.8	Written document		\$50.00	M	X	\$50.00
SP.6.9	Download from www.hawkesbury.nsw.gov.au		Free	N		Free
MISCELLANEOUS FEES						
SP.7	Development Contribution Payment Rates (under Section 94/94a Plans)					
SP.7.1	Provision of local infrastructure including, but not limited to, car parks, community facilities, land acquisition, park improvements, plan administration, recreation facilities, road works, stormwater drainage	As per Section 94/94a Plan, Adopted by Council, indexed accordingly	POA	F	X	POA
SP.8	Drainage Works	S64 Local Government Act 1993				
SP.8.1	Drainage Catchment 1	Per m2 of site area	POA	F	X	POA
SP.8.2	Drainage Catchment 2	Per m2 of site area	POA	F	X	POA
SP.8.3	Drainage Catchment 3	Per m2 of site area	POA	F	X	POA
SP.8.4	Drainage Catchment 4	Per m2 of site area	POA	F	X	POA
SP.8.5	Drainage Catchment 5	Per m2 of site area	POA	F	X	POA
SP.8.6	Drainage Catchment 6	Per m2 of site area	POA	F	X	POA
CONSTRUCTION AND MAINTENANCE						
CONSTRUCTION AND MAINTENANCE						
CM.1	Road Opening Permit		\$218.15	F	X	\$224.70
	Restoration charges below must be paid in addition to the Road Opening Permit. Unless otherwise stated, all charges are per m2 and minimum area charged is 2m2 Also, any work performed adjacent to a state road or town centre, will incur an additional charge for traffic control to RMS standards, based on actual cost plus 5%					
CM.2	Driveways- Restoration					
CM.2.1	Concrete					
CM.2.2	Residential driveways 100mm thick	Per m2 (Minimum area 2m2)	\$300.00	F	X	\$309.00
CM.2.3	Industrial driveways 150mm thick concrete	Per m2 (Minimum area 2m2)	\$365.35	F	X	\$376.30
CM.2.4	Pavers					
CM.2.5	Returned to Council's Works Depot in good order	Per m2 (Minimum area 2m2)	\$390.00	F	X	\$401.70
CM.2.6	Where Council is required to supply pavers	Per m2 (Minimum area 2m2)	\$469.65	F	X	\$483.75
CM.2.7	Bitumen surfaces/paths	Per m2 (Minimum area 2m2)	\$183.30	F	X	\$188.80

Operational Plan 2018-2019

Index	Fee Description	Conditions	2017/2018 Fees	Pricing Policy	GST	2018/2019 Fees
CM.2.8	Formed paths - earth, grassed or gravel	Per m2 Up to 15m2 (Minimum area 2m2)	\$147.25	F	X	\$151.70
CM.2.9	Formed paths - earth, grassed or gravel	For areas greater than 15m2, the first 15m2 is charged as per Fee CM.2.8, Plus \$28.08 per m2 thereafter	POA	F	X	POA
CM.2.10	Non-Formed paths (All rural areas)	Per m2 (Minimum area 2m2)	\$13.50	F	X	\$13.90
CM.2.11	Driveway Inspections Fees (Residential)					
CM.2.12	First 2 inspections		\$141.80	F	X	\$146.05
CM.2.13	Subsequent inspections		\$76.45	F	X	\$78.75
CM.2.14	Driveway Inspections Fees (Commercial/Industrial)					
CM.2.15	Inspection - Commercial/Industrial		\$294.50	F	X	\$303.35
CM.3	Footpaths - Restoration					
CM.3.1	Concrete path	Per m2 (Minimum area 2m2)	\$259.45	F	X	\$267.25
CM.3.2	Concrete with bitumen/asphalt surface paths	Per m2 (Minimum area 2m2)	\$273.60	F	X	\$281.80
CM.4	Kerbing and Guttering - Restoration	Per linear metre				
CM.4.1	Concrete kerb and gutter	Per metre (Minimum length 2m)	\$342.85	M	X	\$353.15
CM.5	Roads - Restoration					
CM.5.1	Formed roads (earth or gravel)	Per m2 (Minimum area 2m2)	\$203.05	M	X	\$209.15
CM.5.2	Bitumen or asphalt surface (max 23mm thick A.C.)					
CM.5.3	Per opening up to 50m2	Per m2 (Minimum area 2m2)	\$273.70	M	X	\$281.90
CM.5.4	Per opening after the first 50m2	Fee CM.5.3 per m2 Plus \$217.92 per m2 thereafter	POA	M	X	POA
CM.5.5	Asphaltic concrete pavement (deep lift)					
CM.5.6	Per opening up to 35m2 (Minimum 2m2)	Per m2 Up to 35m2 (Minimum area 2m2)	\$362.85	M	X	\$373.75
CM.5.7	Per opening after the first 35m2	For areas greater than 35m2, the first 35m2 is charged as per Fee CM.5.6 Plus \$318.24 per m2 thereafter	POA	M	X	POA
CM.5.8	Concrete pavement roads	Per m2 (Minimum area 2m2)	POA	M	X	POA
CM.6	Kerbing and Guttering - New Construction					
CM.6.1	Kerbing and guttering construction					
CM.6.2	50% of the cost of the work		POA	F	Y	POA
CM.6.3	25% for side boundary on corner block		POA	F	Y	POA

Operational Plan 2018-2019

Index	Fee Description	Conditions	2017/2018 Fees	Pricing Policy	GST	2018/2019 Fees
CM.7	Private Works / Advertising Signs					
CM.7.1	Industrial Area Advertising Boards					
CM.7.2	Name & Address only		\$177.00	R	X	\$182.30
CM.7.3	Annual charge for maintaining Name and Address only sign		\$123.60	R	X	\$127.30
CM.7.4	Name, Address with Logo		\$263.78	R	X	\$271.70
CM.7.5	Annual charge for maintaining Name, Address with Logo sign		\$185.35	R	X	\$190.90
CM.8	Traffic Control Barrier Fee					
CM.8.1	Barricades on footways, emergency barricades and lights & temporary footway crossings		POA	F	X	POA
IRRIGATION LICENCE FEE						
CM.9	Permit to Irrigate Fee		\$388.85	M	X	\$400.50
CM.9.1	Annual Licence Fee		\$163.65	M	X	\$168.55
OTHER FEES						
CM.10	Road Occupancy					
CM.10.1	Permit to occupy road/footpath for Event purposes - must be accompanied by a Traffic Management Plan	Per day or part thereof	POA	M	X	POA
CM.10.2	Permit to occupy road/footpath, to stand crane/vehicle or for any other construction purposes - must be accompanied by a Traffic Management Plan	Per day or part thereof	\$218.15	M	X	\$224.70
CM.10.3	Construction Establishment Fee		\$872.50	M	X	\$898.70
CM.10.4	Construction Zone	Per Week Per 12.5m (truck length)	\$109.10	M	X	\$112.40
CM.11	Sale of Tender Documents					
CM.11.1	Sale of Tender documents (printing, paper, expertise, overheads)		POA	R	Y	POA
CM.12	Road Closures					
CM.12.1	Assess Traffic Management Plan		POA	F	X	POA
DESIGN AND MAPPING SERVICES						
SALES						
DM.1	Sale of Maps	Supplied from Geographical Information System				
DM.1.1	Category 1 : Basic map displaying cadastral information, topographic data such as creeks, rivers and contours	Prices for 1-10 sheets Price for 11 copies or more on application				
DM.1.2	A0 sheet		\$57.20	F	X	\$58.90
DM.1.3	A1 sheet		\$54.50	F	X	\$56.15
DM.1.4	A2 sheet		\$35.65	F	X	\$36.70
DM.1.5	A3 sheet		\$26.60	F	X	\$27.40

Operational Plan 2018-2019

Index	Fee Description	Conditions	2017/2018 Fees	Pricing Policy	GST	2018/2019 Fees
DM.1.6	A4 sheet		\$19.35	F	X	\$19.90
DM.1.7	Category 2 : Maps containing aerial photography, or maps created from existing data requiring minor manipulation and composition	Prices for 1-10 sheets Price for 11 copies or more on application				
DM.1.8	A0 sheet		\$100.25	F	X	\$103.25
DM.1.9	A1 sheet		\$95.30	F	X	\$98.15
DM.1.10	A2 sheet		\$80.65	F	X	\$83.10
DM.1.11	A3 sheet		\$55.30	F	X	\$56.95
DM.1.12	A4 sheet		\$49.90	F	X	\$51.40
DM.1.13	Category 3 : Maps using existing and third party data requiring digitising, manipulation and composition	Maps in Category 3 will be priced on quotation				
DM.1.14	A0 sheet		POA	F	X	POA
DM.1.15	A1 sheet		POA	F	X	POA
DM.1.16	A2 sheet		POA	F	X	POA
DM.1.17	A3 sheet		POA	F	X	POA
DM.1.18	A4 sheet		POA	F	X	POA
DM.1.19	Sale of Tender Documents					
DM.1.20	Sale of Tender Documents (printing, paper, expertise, overheads)	At cost	POA	F	Y	POA
ROAD NAMING - NEW ROAD						
DM.2	Road Naming Application Fee per Road	Naming of newly created Public and Private roads - Fee excludes the sign and erection of the sign, which is to be priced on application	\$793.10	F	X	\$816.90
PARKS AND RECREATION - HAWKESBURY SPORTS COUNCIL						
PLAYER FEE						
SC.1	Registered Player Fee	Per player	\$7.00	E	Y	\$7.20
GROUND AND FACILITY FEES						
SC.2	Basic Ground booking fee	Per field Per discipline season	\$740.00	E	Y	\$765.00
SC.3	Casual Ground Hire	Full day	\$211.00	E	Y	\$211.00
BENSONS SPORTS FIELDS						
SC.4	Casual Turf Wicket Hire	Not including preparation fee	\$395.00	E	Y	\$395.00
SC.5	Casual Turf Wicket Preparation Fee		\$235.00	E	Y	\$235.00
SC.6	Casual Synthetic Wicket Hire		\$211.00	E	Y	\$211.00
SC.7	Casual Bensons Other Ground Hire		\$211.00	E	Y	\$211.00
OWEN EARLE OVAL						
SC.8	Owen Earle Oval	Not including preparation fee	\$513.00	E	Y	\$513.00
SC.9	Owen Earle Turf Wicket Preparation		\$270.00	E	Y	\$270.00

Operational Plan 2018-2019

Index	Fee Description	Conditions	2017/2018 Fees	Pricing Policy	GST	2018/2019 Fees
CANTEEN HIRE FEES						
SC.10	Per discipline season		\$390.00	E	Y	\$400.00
SC.11	Casual Hire	Per day Plus Fee SC.12	\$162.00	E	Y	\$165.00
SC.12	Casual Hire - Refundable deposit		\$120.00	E	X	\$120.00
CALL OUT FEES						
SC.13	After hours call out fee for failing to secure buildings or turn off lights		\$155.00	E	Y	\$155.00
FLOODLIGHTING/ELECTRICITY CHARGES						
SC.14	Casual hire	Per hour	\$50.00	E	Y	\$50.00
SC.14.1	1 night	Per week, Per season	\$210.00	E	Y	\$242.00
SC.14.2	2 nights	Per week, Per season	\$417.00	E	Y	\$480.00
SC.14.3	3 nights	Per week, Per season	\$570.00	E	Y	\$615.00
SC.14.4	4 nights	Per week, Per season	\$765.00	E	Y	\$820.00
SC.14.5	5 nights	Per week, Per season	\$950.00	E	Y	\$1,020.00
SC.14.6	6 nights	Per week, Per season	\$1,140.00	E	Y	\$1,255.00
SC.14.7	7 nights	Per week, Per season	\$1,320.00	E	Y	\$1,450.00
KEYS						
SC.15	Refundable key deposit	Per key	\$25.00	E	X	\$25.00
SC.16	Replacement keys		\$25.00	E	Y	\$25.00
	Each user is required to pay \$25 per key per season. The deposit will be refunded upon the return of the key at the completion of the season					
	To assist in the ground & facility security, every effort will be made to limit the number of keys issued to each ground user. Users are required to return keys at the end of each season					
	Additional or replacement keys, over and above the original key, will only be granted upon written application from the club, justifying why the key is required					
	Associations using various fields must arrange for access to grounds through the home team of each particular ground					
SECURITY/CLEANING BOND/ADMINISTRATION FEE						
SC.17	Casual bookings refundable security deposit					
SC.17.1	Small Events		\$250.00	E	X	\$250.00
SC.17.2	Large Events		\$1,044.00	E	X	\$1,044.00
SC.18	Casual Administration fee		\$155.00	E	Y	\$155.00
TENNIS AND NETBALL COURT HIRE						
SC.19	North Richmond Tennis Courts					
SC.19.1	Permanent Bookings					
SC.19.2	Per night hour		\$16.00	E	Y	\$20.00
SC.19.3	Per day hour		\$12.00	E	Y	\$12.00

Operational Plan 2018-2019

Index	Fee Description	Conditions	2017/2018 Fees	Pricing Policy	GST	2018/2019 Fees
SC.19.4	Casual Bookings					
SC.19.5	Per night hour		\$25.00	E	Y	\$100.00
SC.19.6	Per day hour		\$15.00	E	Y	\$40.00
SCHOOL HIRERS						
SC.20	Primary School	Per field, Per school year	\$235.00	E	Y	\$320.00
SC.21	High School	Per field, Per school year	\$360.00	E	Y	\$490.00
SC.22	Tennis Courts	Per court, Per school year	\$115.00	E	Y	\$120.00
SC.23	Netball Courts	Per court, Per school year	\$115.00	E	Y	\$120.00
SC.24	Primary School Sports Association (P.S.S.A.)	Per competitor, Per sport	\$3.00	E	Y	\$3.20
Amended	School carnival and/or school event hire - Primary School	Per day		E	Y	\$150.00
Amended	School carnival and/or school event hire - High School	Per day		E	Y	\$200.00
EVENT BIN HIRE						
SC.27	Supply, Hire & Emptying of Bins	Per bin, Per day	\$24.00	E	Y	\$24.00
COMMERCIAL ORGANISATIONS - HIRE FEES						
SC.28	Commercial hire fees for organisations	Charged at the above rates Plus 25% commercial levy	POA	E	Y	POA
WET WEATHER TRAINING FACILITY						
Amended	Large area - day hire (no floodlighting)	Per hour		E	Y	\$40.00
Amended	Small area - day hire (no floodlighting)	Per hour		E	Y	\$20.00
Amended	Large area - night hire with floodlighting	Per hour		E	Y	\$100.00
Amended	Small area - night hire with floodlighting	Per hour		E	Y	\$50.00
PARKS AND RECREATION - MCMAHONS PARK						
PLAYER FEE						
MP.1	Registered Player Fee	Per player	\$7.00	E	Y	\$7.20
GROUND AND FACILITY FEES						
MP.2	Basic Ground booking fee					
MP.2.1	Sports Oval per discipline season		\$740.00	E	Y	\$765.00
MP.2.2	Community Groups - per discipline season	Community groups, personal trainers, fitness groups etc Season is considered to be 6 months Does not include hire of lights	\$281.00	E	Y	\$290.00
MP.3	Casual Ground Hire					
MP.3.1	Full day		\$211.00	E	Y	\$211.00
MP.3.2	Kurrajong Community Centre	Includes use of the kitchen				
MP.4	Casual Hall bookings					
MP.4.1	Hall	Full day	\$220.00	E	Y	\$225.00

Operational Plan 2018-2019

Index	Fee Description	Conditions	2017/2018 Fees	Pricing Policy	GST	2018/2019 Fees
MP.4.2	PA Hire	Per day	\$46.00	E	Y	\$47.00
MP.5	Storage Rate	Per m2 Per season	\$175.00	E	Y	\$180.00
MP.6	Casual Canteen hire					
MP.6.1	Per day		\$162.00	E	Y	\$165.00
FLOODLIGHTING/ELECTRICITY CHARGES						
MP.7	Casual hire	Per hour	\$50.00	E	Y	\$50.00
MP.8	1 night	Per week, per season	\$210.00	E	Y	\$242.00
MP.9	2 nights	Per week, per season	\$417.00	E	Y	\$480.00
MP.10	3 nights	Per week, per season	\$570.00	E	Y	\$615.00
MP.11	4 nights	Per week, per season	\$765.00	E	Y	\$820.00
MP.12	5 nights	Per week, per season	\$950.00	E	Y	\$1,020.00
KEYS						
MP.13	Refundable deposit	Per key	\$50.00	E	X	\$50.00
CALL OUTS						
MP.14	Failing to switch off floodlighting		\$155.00	E	Y	\$160.00
MP.15	Failing to secure Canteen/Hall building		\$160.00	E	Y	\$165.00
SECURITY/CLEANING BOND						
MP.16	Casual Bookings refundable security deposit	Minimum charge				
MP.16.1	Small Events		\$250.00	E	X	\$250.00
MP.16.2	Large Events		\$1,044.00	E	X	\$1,044.00
MP.17	Casual Canteen/Hall hire					
MP.17.1	Refundable security deposit		\$200.00	E	X	\$200.00
CASUAL SCHOOL HIRE						
MP.18	Primary School - 1 day	Per week, per term	\$75.00	E	Y	\$75.00
MP.19	Primary School - 2 days	Per week, per term	\$93.00	E	Y	\$93.00
MP.20	High School		POA	E	Y	POA
SCHOOL ATHLETICS CARNIVALS						
MP.21	Ground hire	Includes limited range of sporting equipment. Must be returned in the same condition	\$130.00	E	Y	\$134.00
MP.22	Canteen/Hall hire		\$70.00	E	Y	\$72.00
MP.23	Ground marking		\$83.00	E	Y	\$85.00
HAWKESBURY OUTREACH COMMUNITY SERVICES						
MP.24	Office Hire	2 offices per year Indexed annually as per Contract, using CPI released by ABS	POA	E	Y	POA
All hire users (not casual) are required to lodge a key deposit refundable on return of all issued keys						
All hire users are required to leave building premises and amenities clean and tidy						

Operational Plan 2018-2019

Index	Fee Description	Conditions	2017/2018 Fees	Pricing Policy	GST	2018/2019 Fees
PARKS AND RECREATION - HAWKESBURY LEISURE CENTRES						
AQUATICS						
LC.1	General					
LC.1.1	Adult		\$5.70	E	Y	\$5.90
LC.1.2	Child		\$4.20	E	Y	\$4.30
LC.1.3	Concession		\$4.20	E	Y	\$4.30
LC.1.4	Family		\$18.50	E	Y	\$19.20
LC.1.5	Spectators		\$2.00	E	Y	\$2.10
LC.2	Vouchers	10 visit passes				
LC.2.1	Adult		\$49.00	E	Y	\$50.50
LC.2.2	Child		\$36.00	E	Y	\$37.00
LC.2.3	Pensioner		\$36.00	E	Y	\$37.00
LC.3	Spa, Sauna, Steamroom	Including swim				
LC.3.1	Casual		\$9.00	E	Y	\$9.30
LC.3.2	Concession		\$6.20	E	Y	\$6.40
LC.3.3	After activity spa		\$7.80	E	Y	\$8.00
LC.4	10 visit spa					
LC.4.1	Casual		\$80.00	E	Y	\$83.00
LC.4.2	Concession		\$54.00	E	Y	\$56.00
LC.5	Birthday parties	Rate per catered person, Plus Fee LC.7	\$26.00	E	Y	\$27.00
LC.6	Birthday parties - Non-catered person	Rate per non-catered person, Plus Fee LC.7	\$16.00	E	Y	\$17.00
LC.7	Birthday parties where number of children exceeds 14	Flat rate	\$50.00	E	Y	\$55.00
LC.8	Fun Days	Range from \$6.50 - \$10.00, based on type of activity	POA	E	Y	POA
LC.9	Aquatic Facility Hire					
LC.9.1	Carnivals					
LC.9.2	Pool hire	Per hour	\$43.00	E	Y	\$44.50
LC.9.3	Student		\$3.80	E	Y	\$3.90
LC.9.4	Facilities					
LC.9.5	Inflatable	Per 30 minutes	\$53.00	E	Y	\$54.50
LC.9.6	Water Slide	Per 30 minutes	\$33.00	E	Y	\$34.00
LC.9.7	Lagoon	Per hour	\$22.00	E	Y	\$23.00
LC.9.8	Crèche Hire	Per hour	\$55.00	E	Y	\$57.00
LC.9.9	Aerobics room hire	Per hour	\$55.00	E	Y	\$57.00
LC.9.10	Lane Hire					
LC.9.11	Lane hire 25m	Per hour	\$38.00	E	Y	\$39.00
LC.9.12	Lane hire 50m	Per hour	\$43.00	E	Y	\$44.20
LC.10	Learn to Swim Lessons	Personal Aquatic Survival Skills				
LC.10.1	Infants		\$14.00	E	F	\$15.00
LC.10.2	Pre School and School Age		\$14.00	E	F	\$15.00
LC.10.3	Private Swimming Lesson	30 minutes	\$45.00	E	F	\$46.00

Operational Plan 2018-2019

Index	Fee Description	Conditions	2017/2018 Fees	Pricing Policy	GST	2018/2019 Fees
LC.10.4	School lesson Swim		\$7.20	E	F	\$7.40
LC.10.5	Holiday Program	5 lessons a week	\$70.00	E	F	\$72.00
LC.11	Squad	Including Swimwest squad participants Swimwest to provide coaching				
LC.11.1	Gold/Silver PLUS Squad Swim Pass	3 monthly pass	\$270.00	E	Y	\$315.00
LC.11.2	Gold/Silver PLUS Squad Swim Pass	Per fortnight, by direct debit	\$44.00	E	Y	\$52.00
LC.11.3	Bronze Squad Swim Pass	3 monthly pass	\$230.00	E	Y	\$245.00
LC.11.4	Bronze Squad Swim Pass	Per fortnight, by direct debit	\$37.00	E	Y	\$39.50
LC.11.5	Mini Squad Swim Pass	3 monthly pass	\$206.00	E	Y	\$212.00
LC.11.6	Mini Squad Swim Pass	Per fortnight, by direct debit	\$33.00	E	Y	\$34.00
LC.11.7	Casual Squads		\$11.00	E	Y	\$12.00
Proposed New Fee	Silver Squad ONLY Swim Pass	3 monthly pass		E	Y	\$285.00
Proposed New Fee	Silver Squad ONLY Swim Pass	Per fortnight, by direct debit		E	Y	\$47.00
LC.12	Pool Membership	Includes spa and sauna				
LC.12.1	12 Months	Single upfront membership	\$530.00	E	Y	\$545.00
LC.12.2	Single	Per fortnight, by direct debit	\$20.00	E	Y	\$21.00
LC.12.3	Family	Per fortnight, by direct debit	\$66.50	E	Y	\$68.50
LC.13	Water Polo					
LC.13.1	Water Polo Registration	Per season	\$80.00	E	Y	\$83.00
LC.13.2	Water Polo Game Fee	Weekly game/entry fee	\$4.00	E	Y	\$4.20
LC.13.3	Flipper Ball Registration	Per season	\$50.00	E	Y	\$52.00

HEALTH AND FITNESS MEMBERSHIP

LC.14	Membership					
LC.14.1	12 months - New		\$925.00	E	Y	\$950.00
LC.14.2	12 months Renewal	Paid in full	\$810.00	E	Y	\$835.00
LC.14.3	12 months - Off Peak		\$695.00	E	Y	\$715.00
LC.14.4	Student Membership	Per fortnight, by direct debit Student verification required eg. Student Card	\$29.00	E	Y	\$30.00
LC.14.5	Easy pay - Peak	Per fortnight, by direct debit	\$39.00	E	Y	\$40.00
LC.14.6	Easy Pay - Off Peak	Per fortnight, by direct debit	\$29.00	E	Y	\$30.00
LC.14.7	PrYme Adults - per fortnight		\$22.00	E	Y	\$22.50
LC.14.8	PrYme Adults - per 6 months		\$264.00	E	Y	\$270.00
LC.14.9	PrYme - Casual		\$7.00	E	Y	\$7.20
LC.14.10	Joining Fee		\$80.00	E	Y	\$80.00
LC.14.11	Rehabilitation - 3 months		\$370.00	E	Y	\$390.00
LC.14.12	Corporate membership		\$700.00	E	Y	\$720.00

Operational Plan 2018-2019

Index	Fee Description	Conditions	2017/2018 Fees	Pricing Policy	GST	2018/2019 Fees
LC.14.13	Corporate membership (fortnight by direct debit)		\$29.00	E	Y	\$30.00
LC.14.14	Aqua-aerobics		\$11.00	E	Y	\$11.30
LC.14.15	Teen Gym Membership	Per fortnight	\$21.00	E	Y	\$21.50
LC.14.16	Personal Training - Half Hour		\$42.00	E	Y	\$44.00
LC.14.17	Personal training - Per Hour		\$62.00	E	Y	\$64.00
LC.14.18	Personal training - Per Hour (direct debit)		\$55.00	E	Y	\$56.50
LC.14.19	Personal training - 10 visit pack	Hourly sessions	\$550.00	E	Y	\$565.00
LC.14.20	Personal training 3 Visits	Hourly sessions	\$165.00	E	Y	\$170.00
LC.15	Casual					
LC.15.1	Casual gym	Includes swim	\$19.00	E	Y	\$19.50
LC.15.2	Casual aerobics	Includes swim	\$19.00	E	Y	\$19.50
LC.15.3	Boot Camp	6 Weeks, 3 hourly sessions per week	\$150.00	E	Y	\$155.00
LC.15.4	Casual Kids Boot Camp	Hourly session Children aged between 5 and 11 years	\$10.00	E	Y	\$10.00
LC.16	Crèche					
LC.16.1	Crèche (member)	Per hour	\$2.00	E	Y	\$2.10
LC.16.2	Crèche (non member)	Per hour	\$4.50	E	Y	\$4.70
LC.16.3	Multi-Visit Pass	40 visits	\$124.00	E	Y	\$130.00
INDOOR STADIUM						
LC.17	Sports Hall Hire Standard					
LC.17.1	Commercial Competition Hire		\$77.00	E	Y	\$79.00
LC.17.2	Not for Profit Competition Hire Senior (HDBA)		\$53.00	E	Y	\$53.00
LC.17.3	General Hire - Peak		\$57.00	E	Y	\$59.00
LC.17.4	General Hire - Off Peak		\$48.00	E	Y	\$49.50
LC.17.5	Casual user		\$5.00	E	Y	\$5.00
LC.17.6	Ball Hire	Flat rate	\$2.00	E	Y	\$2.00
Proposed New Fee	General Hire - Half Court	Per hour		E	Y	\$32.00
Proposed New Fee	General Hire - Regular (10 weeks)	Per hour, 10 week minimum		E	Y	\$55.00
Proposed New Fee	Event Hire Bond	per day		E	X	\$1,000.00
LC.18	Badminton					
LC.18.1	Badminton	Per hour, per court	\$16.00	E	Y	\$18.00
LC.19	Team Sports					
LC.19.1	Adults	Per game	\$58.00	E	Y	\$58.00
LC.19.2	Junior	Per game	\$43.00	E	Y	\$43.00
LC.20	School use	Hours (9am - 5pm)				
LC.20.1	Per Child/no instructor	Per participant	\$5.50	E	Y	\$5.70
LC.20.2	Per Child/with instructor	Per participant	\$7.20	E	Y	\$7.40
LC.21	Meeting Room	Per hour	\$30.00	E	Y	\$30.00
LC.22	Crèche	Per hour	\$3.80	E	Y	\$4.50

Operational Plan 2018-2019

Index	Fee Description	Conditions	2017/2018 Fees	Pricing Policy	GST	2018/2019 Fees
LC.23	Crèche Pass	40 visits	\$100.00	E	F	\$130.00
LC.24	Sports Membership Registration	Per person, per competition	\$16.00	E	Y	\$25.00
KIDZ MOVES						
LC.25	Kindergym	Per class	\$13.00	E	Y	\$13.00
LC.26	Learn-to-play	Per class	\$13.00	E	Y	\$10.00
Proposed New Fee	Holiday Sports Clinic	Per session		E	Y	\$40.00
Proposed New Fee	Gymnastics - Recreation	Per hour		E	Y	\$13.00
Proposed New Fee	Gymnastics NSW Registration Recreational	Yearly registration		E	Y	\$67.00
Proposed New Fee	Gymnastics NSW Registration Kindergym	Yearly registration		E	Y	\$52.00
PARKS AND RECREATION - RECREATION						
PARK BOOKINGS						
PR.1	Non Exclusive use events					
PR.1.1	Administration/Booking Fee					
PR.1.2	Events in Parks	Included but not limited to the following activities: Weddings, Events, Parties, Large gatherings, Markets or Activities involving temporary structures				
PR.1.3	Small to Medium Events	Up to 200 people Excluding War Memorial Events	\$64.00	P	Y	\$66.00
PR.1.4	Large Events	Over 200 people	\$107.00	F	Y	\$110.00
PR.1.5	Personal trainers/Boot camps	Per season Summer (September - March), Winter (April - August)	\$768.00	F	Y	\$791.00
PR.1.6	Personal trainers/Boot camps/Other Commercial users	Casual hourly rate	\$24.00	F	Y	\$25.00
PR.1.7	Wedding at McQuade Park	Per hour (Maximum 2 hours) Includes Booking Fee	\$115.00	F	Y	\$120.00
PR.1.8	Refundable Bond					
PR.1.9	Sporting/Community event	Minimum fee	\$200.00	P	X	\$200.00
PR.1.10	Corporate/Business event	Minimum fee	\$1,000.00	P	X	\$1,000.00
PR.2	Exclusive use events	Exclusive use is where the activity/event takes over the whole or part of a park and restricts usage to that area				
PR.2.1	Administration/Booking Fee					
PR.2.2	Community organisation event (not for profit)	Where the event is no more than 3 consecutive days				
PR.2.3	Set up - Prior to Event	Per day	\$320.00	P	Y	\$330.00
PR.2.4	Event days	Per day	\$850.00	P	Y	\$875.00
PR.2.5	Removal/Clean up - Post Event	Per day	\$320.00	P	Y	\$330.00
PR.2.6	Corporate/Business organisation event	Where the event is no more than 3 consecutive days				
PR.2.7	Set up - Prior to Event	Per day	\$550.00	F	Y	\$567.00

Operational Plan 2018-2019

Index	Fee Description	Conditions	2017/2018 Fees	Pricing Policy	GST	2018/2019 Fees
PR.2.8	Event days	Per day	\$1,090.00	F	Y	\$1,123.00
PR.2.9	Removal/Clean up - Post Event	Per day	\$545.00	F	Y	\$562.00
PR.2.10	Community/Corporate/Business organisation event	Where the event is more than 3 consecutive days	POA	F	Y	POA
	Exclusive use events For areas less than 1000m2 or less than 40% of the park, a reduced fee of 50% applies					
PR.2.11	Refundable Bond					
PR.2.12	Sporting/Community event	Minimum fee	\$200.00	P	X	\$200.00
PR.2.13	Corporate/business event	Minimum fee	\$1,000.00	P	X	\$1,000.00
PR.3	Events Services					
PR.3.1	Electricity					
PR.3.2	Corporate/business organisation	Per day	\$93.00	P	Y	\$96.00
PR.3.3	Garbage Service					
PR.3.4	Delivery & Pick-up of bins	For Events held in Council owned parks only				
PR.3.5	1 to 10 bins		\$360.00	F	Y	\$371.00
PR.3.6	11 to 25 bins		\$720.00	F	Y	\$742.00
PR.3.7	Emptying Fee	Per bin	\$16.50	F	Y	\$17.00
PR.3.8	Replacement bin due to vandalism or theft		\$106.00	F	Y	\$110.00
PR.3.9	Toilet cleaning	Prior to event	\$85.00	P	Y	\$88.00
PR.4	Casual Use of Parks and Reserves					
PR.4.1	Park Access					
PR.4.2	Establishment fee for use of parks as compounds by Contractors		\$260.00	F	X	\$270.00
PR.4.3	Rental per week for compound site	Per m2	\$1.25	F	X	\$1.30
PR.4.4	Parks access administration fee		\$64.00	F	X	\$66.00
PR.4.5	Use of Parks and Reserves by Hot Air Balloons					
PR.4.6	Annual administration booking fee		\$64.00	P	Y	\$66.00
PR.4.7	Fee per launch, landing or tether	For annual bookings	\$26.00	R	Y	\$27.00
PR.4.8	Casual hire fee	Per launch, landing or tether	\$115.00	R	Y	\$119.00
PR.4.9	Circuses/Fairs/Carnivals and other similar size events					
PR.4.10	Set up/Removal/Non-Show days	Per day	\$546.00	F	Y	\$563.00
PR.4.11	Show days		\$1,092.00	F	Y	\$1,125.00
PR.4.12	Markets and Fetes (Excluding Windsor Mall)	Rate per day				
PR.4.13	Application Fee - Community		\$100.00	F	Y	\$103.00
PR.4.14	Application Fee - Commercial		\$500.00	F	Y	\$515.00
PR.4.15	Commercial Markets - Richmond Park	Per day within designated area	\$600.00	F	Y	\$620.00
PR.4.16	Commercial Markets - Governor Phillip Reserve	Per day within designated area	\$600.00	F	Y	\$620.00

Operational Plan 2018-2019

Index	Fee Description	Conditions	2017/2018 Fees	Pricing Policy	GST	2018/2019 Fees
PR.4.17	Other Markets		POA	F	Y	POA
PR.4.18	Use of park to access private property for building/landscape works					
PR.4.19	Administration fee		\$64.00	P	X	\$66.00
PR.4.20	Inspection fee		\$123.00	F	X	\$127.00
PR.4.21	Refundable Bond	Minimum	\$2,000.00	P	X	\$2,000.00
CAMPING FEES - UPPER COLO						
PR.5	Fee per person per night	Prepaid				
PR.5.1	Adult	12 - 17 years of age must be supervised by an adult 18 years and above	\$11.00	F	Y	\$12.00
PR.5.2	Children under 5 years of age		Free	N		Free
PR.5.3	Children age 5 years to 12 years		\$9.00	F	Y	\$10.00
PR.5.4	Family	2 adults and 2 children - children aged between 5 and 12 years	\$30.00	P	Y	\$34.00
PR.5.5	Cancellation Fee - More than 7 days prior to arrival	50% of fee paid Or \$50.00 minimum If the amount paid is less than \$50.00, whole payment will be forfeited	POA	P	Y	POA
PR.5.6	Cancellation Fee - Within 7 days of arrival	100% of fee paid	POA	P	Y	POA
	Campers can cancel and re-book their stay, at no additional charge, provided the booking date is within 6 months of the original reservation					
PR.6	Fee per person per night	Not Prepaid				
PR.6.1	Adult	12 - 17 years of age must be supervised by an adult 18 years and above	\$17.00	R	Y	\$18.00
PR.6.2	Children under 5 years of age		Free	N		Free
PR.6.3	Children age 5 years to 12 years		\$12.00	R	Y	\$13.00
TREE PRESERVATION						
PR.7	Street Trees					
PR.7.1	Administration fee for removal of street trees in township	On Council Land	\$64.00	R	X	\$66.00
PR.7.2	Compensation for removal of tree on Council Land	Arising from approved development	\$430.00	F	X	\$445.00
PR.7.3	Permit Application for Tree Removal					
PR.7.4	1 to 3 Trees		\$110.00	F	X	\$110.00
PR.7.5	4 to 6 Trees		\$130.00	F	X	\$130.00
PR.7.6	7 to 10 Trees		\$150.00	F	X	\$150.00
PR.7.7	11 to 20 Trees		\$180.00	F	X	\$180.00
PR.7.8	20 to 25 Trees		\$230.00	F	X	\$230.00
Amended	More than 25 Trees and/or clearing of native vegetation or bush land	This includes the clearing of trees as well as other native vegetation (Not part of a development)	POA	F	X	POA
Amended	Written consent for tree removal	As per Fee FS.2		F	X	POA

Operational Plan 2018-2019

Index	Fee Description	Conditions	2017/2018 Fees	Pricing Policy	GST	2018/2019 Fees
CEMETERY FEES						
PR.8	Richmond Lawn Cemetery/Wilberforce Cemetery/Pitt Town Cemetery					
PR.8.1	Plot Fees					
PR.8.2	Burial Plot	Includes perpetual maintenance	\$3,200.00	F	Y	\$3,600.00
PR.8.3	Surcharge for Non-Residents (new sites)	Does not include plot fee Plus Fee PR.8.2	\$1,500.00	F	Y	\$1,600.00
PR.8.4	Perpetual Maintenance	For plots purchased prior to July 2014	\$660.00	F	Y	\$880.00
PR.8.5	Interment Fee	First or second interment	\$1,500.00	F	Y	\$1,500.00
PR.8.6	Fixing in concrete of inscribed stainless steel plaque		\$400.00	F	Y	\$415.00
PR.8.7	Additional inscription on existing plaque		\$250.00	F	Y	\$260.00
PR.8.8	Monument/headstone permit	For monumental application for installation and/or repairs for headstone or plaque	\$200.00	F	X	\$200.00
PR.8.9	Associated Fees					
PR.8.10	Interments after 2.30pm on weekdays		\$400.00	F	Y	\$415.00
PR.8.11	Interments on weekends/public holidays		\$610.00	F	Y	\$630.00
PR.8.12	Administration fee for relinquishing/reversing purchase of cemetery plots/niches	10% of plot cost	POA	F	Y	POA
PR.8.13	Placement of War Office plaque at Richmond Lawn Cemetery		\$150.00	F	Y	\$155.00
PR.8.14	Columbarium Walls/Rose Garden/Magnolia Garden/Burial Plots					
PR.8.15	Niche in Columbarium, Magnolia Garden, Rose Garden or Burial Plot	Maximum of 2 ashes in a burial plot	\$600.00	F	Y	\$620.00
PR.8.16	Ashes placed in coffin	Per Urn Maximum of 2 ashes in a burial plot	\$260.00	F	Y	\$270.00
PR.8.17	Interment in the Magnolia Garden	First or second interment	\$300.00	F	Y	\$310.00
PR.8.18	Bronze plaque on sandstone base	Maximum 8 lines	\$405.00	F	Y	\$420.00
PR.8.19	Laser cut steel plaque on sandstone base	Maximum 8 lines	\$270.00	F	Y	\$280.00
PR.8.20	Insignias		POA	F	Y	POA
PR.8.21	Niche in Columbarium - new Wilberforce Wall	New sandstone niche	\$350.00	F	Y	\$350.00
PR.8.22	Interment into niche wall and sealing - new Wilberforce Wall	Includes interment and securing of new plaque	\$300.00	F	Y	\$310.00
PR.8.23	Bronze plaque to niche wall - new Wilberforce Wall	Maximum 8 lines	\$720.00	F	Y	\$740.00
PR.8.24	Probe of Grave	All cemeteries	\$500.00	F	X	\$500.00
PR.8.25	Repair of Monumental Graves	All cemeteries Plus Fee PR.8.24	POA	F	X	POA

Operational Plan 2018-2019

Index	Fee Description	Conditions	2017/2018 Fees	Pricing Policy	GST	2018/2019 Fees
PR.9	Lower Portland Cemetery					
PR.9.1	Plot Fees					
PR.9.2	Single Plot		\$875.00	E	Y	\$900.00
PR.9.3	Single Niche		\$515.00	E	Y	\$550.00
PR.9.4	Interment Fees					
PR.9.5	Interment Fee		\$75.00	E	Y	\$100.00
PR.10	St Albans Cemetery					
PR.10.1	Plot Fees					
PR.10.2	Single Plot - Resident		POA	E	Y	POA
PR.10.3	Single Plot - Non Resident		\$4,000.00	E	Y	\$4,000.00
PR.10.4	Interment Fees					
PR.10.5	Interment - Resident		POA	E	Y	POA
PR.10.6	Interment - Non Resident		\$1,500.00	E	Y	\$1,500.00
MISCELLANEOUS						
PR.11	Banners					
PR.11.1	Application Fee	Covers a period of 2 weeks per banner	\$20.00	P	X	\$25.00
PR.11.2	Removal of overdue banner		\$130.00	F	X	\$135.00
PR.11.3	Refundable key bond		\$30.00	P	X	\$30.00
PR.11.4	Late return of key		\$13.00	P	X	\$14.00
PR.12	Community Nursery					
	If a Pre grow or forward order is cancelled, Council will endeavour to on-sell any stock that is commonly grown and held by the Nursery. Where Council is unable to do this, the client will be charged 100% of the quoted price					
PR.12.1	Hycos cells					
PR.12.2	1 to 40	Each	\$1.10	P	Y	\$1.10
PR.12.3	41 or more	Each	\$1.00	P	Y	\$1.00
PR.12.4	Tubestock					
PR.12.5	Tubestock - Approx 50mm x 50mm x 120mm - 1 to 20	Each	\$2.20	P	Y	\$2.20
PR.12.6	Tubestock - Approx 50mm x 50mm x 120mm - 21 or more	Each	\$1.70	P	Y	\$1.80
Proposed New Fee	Tubestock - 50mm x 50mm x 120mm	End of line or overgrown stock		P	Y	POA
Proposed New Fee	Tubestock - 50mm x 50mm x 120mm	Sale of stock at Community Events		P	Y	POA
PR.12.9	Super Tube - Approx 65mm x 65mm x 160mm		\$2.75	P	Y	\$2.80
PR.12.10	Long stem- Approx 50mm x 50mm x 120mm		\$2.75	P	Y	\$2.80
PR.12.11	2" Pot - 1 to 20	Each	\$1.10	P	Y	\$1.20
PR.12.12	2" Pot - 21 or more	Each	\$1.00	P	Y	\$1.10
PR.12.13	6" Pot	Each	\$6.60	P	Y	\$6.60
PR.12.14	8" Pot	Each	\$8.80	P	Y	\$8.80
Proposed New Fee	12" Pot	Each		P	Y	\$30.00

Operational Plan 2018-2019

Index	Fee Description	Conditions	2017/2018 Fees	Pricing Policy	GST	2018/2019 Fees
Proposed New Fee	Tube return	Return 25 undamaged tubes to receive 1 free plant		N		Free
PR.12.17	Tray Deposits		\$3.30	P	X	\$3.30
PR.12.18	Grow cells					
PR.12.19	Small grow cells - Approx 20mm x 20mm x 20mm	Each	\$0.25	P	Y	\$0.25
PR.12.21	Large grow cells - Approx 30mm x 30mm x 30mm	Each	\$0.45	P	Y	\$0.45
PR.12.22	Planting Accessories					
PR.12.23	Bamboo canes 11-13mm x 750mm	Each	\$0.30	F	Y	\$0.30
PR.12.24	Frost bag tree sleeves 450mm x 350mm	Each	\$0.55	F	Y	\$0.55
PR.12.25	Delivery for plants or planting accessories	Price per courier Plus 10% administration fee	POA	F	Y	POA
PR.13	Film and Television					
PR.13.1	Filming Application	Fees on application as per Local Government Filming Protocol Education facilities/students are exempt	POA	E	X	POA
PR.13.2	Filming Inspection	Fees on application as per Local Government Filming Protocol	POA	E	X	POA
PR.14	Opening of Gates	After hours				
PR.14.1	Minimum charge	Cost of staff/contractors to open the gates	\$145.00	F	Y	\$150.00
PR.15	Sale of Tender Documents					
PR.15.1	Sale of Tender documents (printing, paper, expertise, overheads)		POA	P	Y	POA
PR.16	Stage Hire					
PR.16.1	Community Events		\$382.00	P	Y	\$420.00
PR.16.2	Private/Business Events		\$557.00	F	Y	\$600.00
PR.16.3	Skate Ramp Hire		POA	F	Y	POA
PR.17	Supply of Keys					
PR.17.1	Supply of keys to Community Groups and Sports Bodies		\$25.00	F	Y	\$30.00
PR.17.2	Bond - Refundable deposit for keys on loan		\$31.00	P	X	\$30.00
RICHMOND POOL						
PR.18	Admission Charges					
PR.18.1	Adults		\$4.60	P	Y	\$4.80
PR.18.2	Pensioners, seniors, children & students		\$3.50	P	Y	\$3.60
PR.18.3	Accompanying parents/carers		\$1.00	P	Y	\$1.00
PR.18.4	School Accredited Learn to Swim Programs		\$2.10	P	Y	\$2.20
PR.18.5	Family - 2 adults and 3 children	Additional children incur entry charge	\$16.20	P	Y	\$16.80
PR.18.6	Exclusive use of the pool - Half day	On approval	POA	P	Y	POA

Operational Plan 2018-2019

Index	Fee Description	Conditions	2017/2018 Fees	Pricing Policy	GST	2018/2019 Fees
PR.18.7	Exclusive use of the pool - Full day	On approval	POA	P	Y	POA
PR.19	Entry Card	20 passes				
PR.19.1	Adult		\$64.40	P	Y	\$67.20
PR.19.2	Child/Concession		\$49.00	P	Y	\$50.40
PR.20	Carnivals	Including school carnivals				
PR.20.1	Half Day Carnival		\$180.00	P	Y	\$185.50
PR.20.2	Full Day Carnival		\$265.00	P	Y	\$273.00
PR.21	Learn to Swim					
PR.21.1	Learn to Swim class					
PR.21.2	Learn to Swim class	Per person	\$11.60	P	F	\$11.95
PR.21.3	Private Learn to Swim Lesson		\$34.80	P	F	\$35.85
PR.21.4	Family Learn to Swim class	When full school term or full 2 week intensive program (minimum 9) are purchased, the 2nd child and subsequent children in the family receive \$10.00 off the full term/intensive fee	POA	P	F	POA
PR.21.5	Lane Hire	Per hour	\$16.50	P	Y	\$33.00
Proposed New Fee	Staying Active group fitness	Per person		P	Y	\$7.50
PR.21.7	School survival class	Per child (Minimum 50 children)	\$7.50	P	Y	\$7.70
PR.22	Season pass					
PR.22.1	Adult		\$257.50	P	Y	\$265.00
PR.22.2	Child		\$185.40	P	Y	\$191.00
Proposed New Fee	Platinum Family Entry Pass	Unlimited family entry for the Summer season including RSC Squads and limited Learn to Swim bookings		P	Y	\$990.00
PR.23	Squad Training					
PR.23.1	Casual visit		\$11.60	P	Y	\$11.95
Proposed New Fee	10 visit Squad pass	10 visits (RSC Squads) to be used throughout Summer season		P	Y	\$83.65
Proposed New Fee	Monthly Squad pass	Unlimited Squad swim entry (RSC Squads) for calendar month		P	Y	\$95.60
PR.24	Birthday Parties/Functions					
PR.24.1	Hire of Club Room		POA	P	Y	POA
TENNIS COURT HIRE						
PR.25	Non Commercial Hire for the following tennis courts					
PR.25.1	Blaxlands Ridge					
PR.25.2	Day Hire	Per court per hour, or part thereof	\$7.50	P	Y	\$8.00
PR.25.3	Night Hire	Per court per hour, or part thereof	\$10.00	P	Y	\$12.00

Operational Plan 2018-2019

Index	Fee Description	Conditions	2017/2018 Fees	Pricing Policy	GST	2018/2019 Fees
PR.25.4	Colo Heights					
PR.25.5	Day Hire	Per court per hour, or part thereof	\$7.50	P	Y	\$8.00
PR.25.6	Night Hire	Per court per hour, or part thereof	\$10.00	P	Y	\$12.00
PR.25.7	Freeman's Reach					
PR.25.8	Day Hire	Per court per hour, or part thereof	\$7.50	P	Y	\$8.00
PR.25.9	Night Hire	Per court per hour, or part thereof	\$10.00	P	Y	\$12.00
PR.25.10	Maraylya					
PR.25.11	Day Hire	Per court per hour, or part thereof	\$7.50	P	Y	\$8.00
PR.25.12	Night Hire	Per court per hour, or part thereof	\$10.00	P	Y	\$12.00
PR.25.13	Pitt Town					
PR.25.14	Day Hire	Per court per hour, or part thereof	\$7.50	P	Y	\$8.00
PR.25.15	Night Hire	Per court per hour, or part thereof	\$10.00	P	Y	\$12.00
PR.25.16	St Albans					
PR.25.17	Day Hire	Per court per hour, or part thereof	\$7.50	P	Y	\$8.00
PR.25.18	Night Hire	Per court per hour, or part thereof	\$10.00	P	Y	\$12.00
PR.25.19	Tennis Shed hire		POA	P	Y	POA
PR.25.20	South Windsor					
PR.25.21	Day Hire	Per hour	\$7.50	M	Y	\$8.00
PR.25.22	Night Hire	Per hour	\$10.00	M	Y	\$12.00
PR.25.23	Windsor - McQuade Park					
PR.25.24	Day Hire	Per hour	\$7.50	P	Y	\$8.00
PR.25.25	Night Hire	Per hour	\$10.00	P	Y	\$12.00
PR.25.26	Club Members	Minimum 20 uses (For use on any of Council's courts)	POA	P	Y	POA
PR.25.27	Commercial Hire for tennis courts	Charged at the above rates plus 25% commercial levy	POA	P	Y	POA
BOWEN MOUNTAIN PARK HALL						
PR.26	Bowen Mountain Park Hall hire					
PR.26.1	Day Hire		\$80.00	E	Y	\$80.00
PR.26.2	Night Hire		\$100.00	E	Y	\$100.00
PR.26.3	Hire - per hour	Kitchen not being used	\$20.00	E	Y	\$20.00
PR.26.4	Refundable Bond		\$100.00	E	X	\$100.00

Operational Plan 2018-2019

Index	Fee Description	Conditions	2017/2018 Fees	Pricing Policy	GST	2018/2019 Fees
WASTE MANAGEMENT - SEWER AND WASTE						
COUNCIL SEWER CATCHMENTS AREA CHARGES						
WM.1	Developers Charges S.64					
WM.1.1	Residential					
WM.1.2	Contribution for Pump Station carrier main and amplification of reticulation system	Per Lot Or as per adopted S64 Plan, indexed accordingly	POA	F	X	POA
WM.1.3	Contribution for treatment works	Per Lot Or as per adopted S64 Plan, indexed accordingly	POA	F	X	POA
WM.1.4	Industrial					
WM.1.5	Mulgrave	Per gross Ha Or as per Adopted S64 Plan, indexed accordingly	POA	F	X	POA
WM.1.6	Fairey Road	Per gross Ha Or as per Adopted S64 Plan, indexed accordingly	POA	F	X	POA
WM.1.7	Properties in serviced areas not previously subject to contribution	Per gross Ha Or as per Adopted S64 Plan, indexed accordingly	POA	F	X	POA
WM.1.8	Additional lots created on other services areas	Per gross Ha Or as per Adopted S64 Plan, indexed accordingly	POA	F	X	POA
WM.1.9	Commercial (floor area)	Per square metre for additional development Or as per Adopted S64 Plan, indexed accordingly	POA	F	X	POA
WM.1.10	Residential Flat Buildings	Strata & Torrens				
WM.1.11	1 Bedroom	No charge for first residential flat Per additional flat Or as per Adopted S64 Plan, indexed accordingly	POA	F	X	POA
WM.1.12	2 Bedroom	No charge for first residential flat Per additional flat Or as per Adopted S64 Plan, indexed accordingly	POA	F	X	POA
WM.1.13	3 Bedroom	No charge for first residential flat Per additional flat Or as per Adopted S64 Plan, indexed accordingly	POA	F	X	POA
WM.1.14	Duplex/Villas (Strata/Torrens Title)	Per Duplex/Villa Or as per Adopted S64 Plan, indexed accordingly	POA	F	X	POA
WM.1.15	Examination of Plans and Specifications including inspections	Pursuant to Section 307 Compliance Certificate				
Proposed New Fee	Lodgement of Section 305 application	50% of minimum charge, as per Fee WM.1.17		F	X	\$136.50

Operational Plan 2018-2019

Index	Fee Description	Conditions	2017/2018 Fees	Pricing Policy	GST	2018/2019 Fees
WM.1.17	Assessment for Construction Certificate (Section 305 application)	Minimum Charge \$272.97 (includes two hours assessment time) Plus \$136.49 per hour Less Fee WM.1.16, where applicable	POA	F	X	POA
WM.1.18	Minor Works (Section 306 application)	Minimum Charge \$409.45 (includes three hours assessment time and one inspection) Plus \$136.49 per hour; Or Fee WM1.20, whichever is greater	POA	F	X	POA
WM.1.19	Major Works (Section 306 application)	Minimum Charge \$409.45 (includes three hours assessment time and one inspection) Plus \$136.49 per hour; Or Fee WM1.20, whichever is greater	POA	F	X	POA
WM.1.20	Per linear metre	\$2.71 Per linear metre	POA	F	X	POA
WM.1.21	Additional junctions on same application		\$87.28	F	X	\$89.90
WM.1.22	Special Inspection		\$143.00	F	X	\$147.29
S64 PITT TOWN DEVELOPMENT AREA - SEWERAGE INFRASTRUCTURE						
WM.2	Pump station T – Pitt Town	Per additional allotment as per Adopted S64 Plan, indexed accordingly	POA	F	X	POA
WM.3	Rising Main T – Pitt Town to McGraths Hill	Per additional allotment as per Adopted S64 Plan, indexed accordingly	POA	F	X	POA
WM.4	Fernadell carrier – Pitt Town	Per additional allotment as per Adopted S64 Plan, indexed accordingly	POA	F	X	POA
WM.5	Blighton carrier (option 1) – Pitt Town	Per additional allotment as per Adopted S64 Plan, indexed accordingly	POA	F	X	POA
WM.6	Storage at T – Pitt Town	Per additional allotment as per Adopted S64 Plan, indexed accordingly	POA	F	X	POA
WM.7	Pump Station C – Windsor	Per additional allotment as per Adopted S64 Plan, indexed accordingly	POA	F	X	POA
WM.8	Rising Main C - Windsor to South Windsor	Per additional allotment as per Adopted S64 Plan, indexed accordingly	POA	F	X	POA
WM.9	Storage at Pump Station C - Windsor	Per additional allotment as per Adopted S64 Plan, indexed accordingly	POA	F	X	POA
WM.10	Easements for rising main from Pump Station C to South Windsor	Per additional allotment as per Adopted S64 Plan, indexed accordingly	POA	F	X	POA
WM.11	Replacement of rising main J	Per additional allotment as per Adopted S64 Plan, indexed accordingly	POA	F	X	POA

Operational Plan 2018-2019

Index	Fee Description	Conditions	2017/2018 Fees	Pricing Policy	GST	2018/2019 Fees
WM.12	Upgrade to South Windsor STP inlet	Per additional allotment as per Adopted S64 Plan, indexed accordingly	POA	F	X	POA
WM.13	Land dedication for Pump Station T at Pitt Town	Per additional allotment as per Adopted S64 Plan, indexed accordingly	POA	F	X	POA
S64 PITT TOWN DEVELOPMENT AREA - STORMWATER INFRASTRUCTURE						
WM.14	Bona Vista & Fernadell Precincts - Preliminary Studies /Plans, Land acquisition, Basin, Overland Flow Path and Wetland Construction	Per development as per Adopted Section 64 Plan, indexed accordingly	POA	F	X	POA
WM.15	Contribution Area 1 - Preliminary investigations and plans, Stormwater infrastructure, Land acquisition and creation of easements	Per m2 as per Adopted Section 64 Plan, indexed accordingly	POA	F	X	POA
WM.16	Contribution Area 2 - Preliminary investigations and plans, Stormwater infrastructure, Land acquisition and creation of easements	Per m2 as per Adopted Section 64 Plan, indexed accordingly	POA	F	X	POA
WM.17	Contribution Area 3 - Preliminary investigations and plans, Stormwater infrastructure, Land acquisition and creation of easements	Per m2 as per Adopted Section 64 Plan, indexed accordingly	POA	F	X	POA
WM.18	Contribution Area 4 - Preliminary investigations and plans, Stormwater infrastructure, Land acquisition and creation of easements	Per m2 as per Adopted Section 64 Plan, indexed accordingly	POA	F	X	POA
WM.19	Contribution Area 5 - Preliminary investigations and plans, Stormwater infrastructure, Land acquisition and creation of easements	Per m2 as per Adopted Section 64 Plan, indexed accordingly	POA	F	X	POA
TRADE WASTE DISPOSAL IN COUNCIL'S SEWERS						
WM.20	Volume discharge, conveyance and treatment	Changes applied in accordance with Adopted Trade Waste Policy				
WM.20.1	Trade Waste Excess Volume Charge	Per kilolitre	\$2.90	F	X	\$3.10
WM.21	Treatment charge only					
WM.21.1	Correctional Facility, etc.	Per kilolitre	\$1.49	F	X	\$1.55
WM.22	Mass loading					
WM.22.1	Biochemical Oxygen Demand (BOD)					
WM.22.2	Biochemical Oxygen Demand - Up to 100%	Per kilogram	\$3.27	F	X	\$3.45
WM.22.3	Biochemical Oxygen Demand - Over 100%	Per kilogram	\$6.58	F	X	\$6.94
WM.22.4	Suspended solids					
WM.22.5	Suspended solids - Up to 100%	Per kilogram	\$2.84	F	X	\$3.00
WM.22.6	Suspended solids - Over 100%	Per kilogram	\$5.70	F	X	\$6.01

Operational Plan 2018-2019

Index	Fee Description	Conditions	2017/2018 Fees	Pricing Policy	GST	2018/2019 Fees
WM.22.7	Total grease and oil (G & O)					
WM.22.8	Total grease and oil (G & O) - Up to 100%	Per kilogram	\$4.00	F	X	\$4.22
WM.22.9	Total grease and oil (G & O) - Over 100%	Per kilogram	\$8.01	F	X	\$8.45
WM.22.10	Chemical Oxygen Demand (COD)					
WM.22.11	Chemical Oxygen Demand (COD) - Up to 250mg per litre	1/2 100% Standard BOD	\$1.53	F	X	\$1.61
WM.22.12	Chemical Oxygen Demand (COD) - 251mg to 500mg per litre	100% Standard BOD	\$3.06	F	X	\$3.23
WM.22.13	Chemical Oxygen Demand (COD) - >500mg per litre	>100% Standard BOD	\$6.13	F	X	\$6.47
WM.22.14	Total Dissolved Solids (TDS)					
WM.22.15	Total Dissolved Solids (TDS) - Up to 550mg per litre		Free			Free
WM.22.16	Total Dissolved Solids (TDS) - 551mg to 1200mg per litre	100% Standard	\$3.48	F	X	\$3.67
WM.22.17	Total Dissolved Solids (TDS) - >1200mg per litre	> 100% Standard	\$6.96	F	X	\$7.34
WM.22.18		Where pH is outside standard limits, Indexed accordingly	POA	F	X	POA
WM.22.19	Schedule A Charge Groups (mass)					
WM.22.20	Group 1 - 100% standard	Per kilogram	\$3.72	F	X	\$3.92
WM.22.21	Group 1 - Over 100%	Per kilogram	\$7.44	F	X	\$7.85
WM.22.22	Group 2 - 100% standard	Per kilogram	\$75.01	F	X	\$79.13
WM.22.23	Group 2 - Over 100%	Per kilogram	\$149.99	F	X	\$158.22
WM.22.24	Group 3 - 100% standard	Per kilogram	\$187.76	F	X	\$198.07
WM.22.25	Group 3 - Over 100%	Per kilogram	\$375.51	F	X	\$396.13
WM.22.26	Group 4 - 100% standard	Per kilogram	\$375.51	F	X	\$396.13
WM.22.27	Group 4 - Over 100%	Per kilogram	\$751.18	F	X	\$792.42
WM.23	Chemical analysis					
WM.23.1	Reimbursement to Council		POA	F	X	POA
WM.23.2	Sampling Fee		\$119.52	F	X	\$123.11
WM.24	Trade waste application		\$276.17	F	X	\$284.46
WM.25	Inspection fee		\$92.16	F	X	\$94.92
WM.26	Trade Waste Permission Renewal		\$69.50	F	X	\$71.59
WM.27	Trade Waste Formal Agreement Preparation		\$367.36	F	X	\$378.38
WM.28	Additional capacity for commercial customers	As per Trade Waste Agreement (Sum of Fee WM.1.2 and Fee WM.1.3)	POA	F	X	POA
SEWERAGE						
WM.29	Junction Sheets		\$19.56	F	X	\$20.15

Operational Plan 2018-2019

Index	Fee Description	Conditions	2017/2018 Fees	Pricing Policy	GST	2018/2019 Fees
SALES						
WM.30	Hay bales	Prices variable - dependent on quality	POA	R	Y	POA
WM.31	Sale of Tender documents (printing, paper, expertise, overheads)		POA	F	Y	POA
WASTE MANAGEMENT FACILITY						
WM.32	Waste Disposal Tipping Fees					
WM.32.1	Recycling Centre Materials	Kerbside type materials	Free	N		Free
WM.32.2	Mattresses					
WM.32.3	Mattresses - Other		\$28.00	F	Y	\$29.00
WM.32.4	Mattresses - Double or larger		\$33.00	F	Y	\$34.00
WM.32.5	White Goods (Metal)		Free	N		Free
WM.32.6	Metal items	Excluding car bodies and gas bottles/tanks	Free	N		Free
WM.32.7	Tyres					
WM.32.8	Tyres - Tyres on Rim	No heavy vehicle	\$11.00	F	Y	\$12.00
WM.32.9	Tyres - Tyres de-rimmed	No heavy vehicle	\$8.00	F	Y	\$9.00
WM.32.10	Truck		\$14.83	F	Y	\$15.27
WM.32.11	Super Single		\$44.48	F	Y	\$45.81
WM.32.12	Tractor - Small up to 1m high		\$92.49	F	Y	\$95.26
WM.32.13	Tractor - Large 1m to 2m high		\$157.75	F	Y	\$162.48
WM.32.14	Grader		\$103.31	F	Y	\$106.41
WM.32.15	Earthmoving - Small up to 1m high		\$129.01	F	Y	\$132.88
WM.32.16	Earthmoving - Medium 1m to 1.5m high		\$252.15	F	Y	\$259.71
WM.32.17	Earthmoving - Large greater than 1.5m high		\$488.87	F	Y	\$503.54
WM.32.18	Difficult to handle or special waste					
WM.32.19	Base charge - Waste requiring separate/supervised burial, including security burials and commercial large animals	Plus Fee WM.32.20	\$54.00	F	Y	\$56.00
WM.32.20	Waste requiring separate/supervised burial, including security burials and commercial large animals	Only accepted with 24 hrs prior booking with gate house Per tonne (Minimum \$124.00)	\$338.00	F	Y	\$425.00
WM.32.21	Load containing Expanded Plastic (e.g. polystyrene) & Synthetic Mineral fibre (e.g. insulation)					
WM.32.22	Base charge - Load containing Expanded plastic (e.g. polystyrene) & Synthetic Mineral fibre (eg. insulation)	Plus Fee WM.32.23	\$203.00	F	Y	\$208.00
WM.32.23	Load containing Expanded plastic (eg. polystyrene) & Synthetic Mineral fibre (eg. insulation)	Per tonne	\$496.00	F	Y	\$513.00

Operational Plan 2018-2019

Index	Fee Description	Conditions	2017/2018 Fees	Pricing Policy	GST	2018/2019 Fees
WM.32.24	Mixed loads containing NO recyclable materials					
WM.32.25	Waste loads less than or equal to 20 kg	Flat rate	\$11.00	F	Y	\$15.00
WM.32.26	Base charge - Waste loads more than 20 kg	Plus Fee WM.32.27	\$11.00	F	Y	\$15.00
WM.32.27	Waste loads more than 20 kg (tonnage rate per tonne)	Per tonne (pro rata)	\$268.00	F	Y	\$275.00
WM.32.28	Mixed loads containing recyclable materials					
WM.32.29	Waste loads less than or equal to 20 kg	Flat rate	\$61.00	F	Y	\$64.00
WM.32.30	Base charge - Waste loads more than 20 kg	Plus Fee WM.32.31	\$61.00	F	Y	\$64.00
WM.32.31	Waste loads more than 20 kg	Per tonne (pro rata)	\$411.00	F	Y	\$425.00
WM.32.32	Other materials					
WM.32.33	Small animals - cat , dog, sheep , goat etc. <60kg	Per animal	\$30.00	F	Y	\$32.00
WM.32.34	Base charge - Large animals - horse, alpaca, cow etc. >60kg	Plus Fee WM.32.35	\$33.00	F	Y	\$35.00
WM.32.35	Large animals - horse, alpaca, cow etc.	Per tonne	\$311.00	F	Y	\$321.00
WM.32.36	Plastic containers	Per Item Excl. DrumMuster and containers below 5 litre capacity	\$1.00	F	Y	\$1.00
WM.32.37	Televisions and Computers	Per Item Product Stewardship Scheme items only	Free	P	N	Free
WM.32.38	Building/Construction/Demolition/Renovation wastes	Separated and deposited to correct locations				
WM.32.39	Waste loads less than or equal to 20kg	Flat rate	\$11.00	F	Y	\$15.00
WM.32.40	Base charge - Waste loads more than 20kg	Plus Fee WM.32.41	\$11.00	F	Y	\$15.00
WM.32.41	Waste loads more than 20kg (tonnage rate per tonne)	Per tonne	\$439.00	F	Y	\$425.00
WM.32.42	Separated bricks, concrete, terracotta pipes and tiles up to 100kg	Minimum charge (Delivered as separate loads only)	\$20.00	F	Y	\$35.00
WM.32.43	Separated bricks, concrete, terracotta pipes and tiles	Per tonne (Delivered as separate loads only)	\$175.00	F	Y	\$182.00
WM.32.44	Timber Waste					
WM.32.45	Waste loads less than or equal to 20 kg	Flat rate	\$11.00	F	Y	\$15.00
WM.32.46	Base charge - Waste loads more than 20 kg	Plus Fee WM.32.47	\$11.00	F	Y	\$15.00
WM.32.47	Waste loads more than 20 kg (tonnage rate per tonne)	Per tonne (pro rata)	\$268.00	F	Y	\$425.00

Operational Plan 2018-2019

Index	Fee Description	Conditions	2017/2018 Fees	Pricing Policy	GST	2018/2019 Fees
WM.32.48	Separated 100% vegetation loads free of any contamination	Excludes palm trees and fronds, bamboo, weeds, root ball and stumps and other non-mulchable garden organics which are charged as per Fee WM.32.24				
WM.32.49	Less than 300 mm diameter	Per tonne Minimum charge \$10.00	\$140.00	F	Y	\$143.00
WM.32.50	300 mm diameter or greater	Per tonne Minimum charge \$10.00	\$188.00	F	Y	\$193.00
WM.32.51	9kg LPG bottles or smaller		\$9.00	F	Y	\$10.00
WM.32.52	Replacement of lost weighbridge card by the public		\$55.00	F	Y	\$55.00
WM.32.53	Reloading fee	For any misrepresented or unacceptable loads that require reloading for removal from the site	\$192.00	F	Y	\$200.00
Proposed New Fee	Boom gate damage fee	Chargeable when boomgate is damaged by vehicles		F	Y	\$330.00
	All above prices that include the Section 88 Waste Levy will be reduced by the Levy amount, where exemption from the Levy has been granted by the Department of Environment & Climate Change					
WASTE MANAGEMENT SALES						
WM.33	Sale of Goods					
WM.33.1	Mulch	Per tonne loaded Maximum	\$10.00	F	Y	\$15.00
WM.33.2	Fire wood / timber	Per tonne (when available) Maximum \$15.00 per tonne	POA	M	Y	POA
WM.33.3	Metal	Per tonne	POA	M	Y	POA
WM.33.4	Crushed aggregate	When available	POA	M	Y	POA
WM.33.5	Soil	When available	POA	M	Y	POA
WM.33.6	Other miscellaneous items		POA	M	Y	POA
WM.33.7	Soil conditioner	Per tonne loaded (when available) Maximum	\$10.00	M	Y	\$15.00
NON-POTABLE WATER SALES						
WM.34	Sale of recycled water	75% of price charged per kilolitre of supply	POA	P	F	POA
COMMUNITY SERVICES						
LONG DAY CHILD CARE (VARIOUS COMMUNITY ORGANISATIONS)						
CS.1	As determined by Child Care Service					
PRE-SCHOOL SERVICES (PEPPERCORN SERVICES INC)						
CS.2	As determined by Peppercorn Services Inc					
COMMUNITY FACILITY HIRE						
CS.3	Hall 3 Richmond Neighbourhood Centre (The Annex)	Per hour	\$12.00	P	Y	\$12.00
CS.4	McGraths Hill Community Centre	Per hour	\$12.00	P	Y	\$12.00
CS.5	Yarramundi Community Centre	Per hour	\$12.00	P	Y	\$12.00
CS.6	Hire of hall for function		\$170.00	P	Y	\$170.00

Operational Plan 2018-2019

Index	Fee Description	Conditions	2017/2018 Fees	Pricing Policy	GST	2018/2019 Fees
CS.7	Function bond		\$220.00	P	X	\$220.00
CS.8	Key bond - Hire of hall		\$50.00	P	X	\$50.00
S377 DELEGATIONS TO COMMUNITY COMMITTEES						
CS.9	Bilpin District Hall					
CS.9.1	Corporate hire of main hall for functions		\$300.00	E	Y	\$300.00
Proposed New Fee	Corporate hire of main hall for functions - half day			E	Y	\$150.00
CS.9.3	Hire of main hall for functions	Per day	\$250.00	E	Y	\$250.00
CS.9.4	Hire of main hall for meetings	Per hour	\$15.00	E	Y	\$15.00
CS.9.5	Corporate hire of main hall for meetings		\$18.00	E	Y	\$18.00
CS.9.6	Hire of meeting room	Per hour	\$15.00	E	Y	\$15.00
CS.9.7	Hire of kitchen appliances for function	Per appliance Per hour	\$15.00	E	Y	\$15.00
CS.9.8	Function Bond		\$500.00	E	X	\$550.00
CS.10	Blaxlands Ridge Community Centre					
CS.10.1	Hire of hall for functions	Per day	\$250.00	E	Y	\$250.00
CS.10.2	Hire of hall for meeting or child's party	Per hour (Minimum three hour booking)	\$20.00	E	Y	\$20.00
CS.10.3	Hire of hall for community groups	Per person (Minimum \$15.00)	\$5.00	E	Y	\$5.00
CS.10.4	Hire of tennis court (without lights)	Per hour	\$6.00	E	Y	\$6.00
CS.10.5	Hire of tennis court (with lights)	Per hour	\$10.00	E	Y	\$10.00
CS.10.6	Hire of Old School House to Comleroy-Kurrajong Historical Society	Per year	\$350.00	E	Y	\$350.00
CS.10.7	Hire of hall to HCOS for Preschool	Per day	\$60.00	E	Y	\$60.00
CS.10.8	Hire of hall to HCOS - Additional hire	Per hour	\$15.00	E	Y	\$15.00
CS.10.9	Hire of hall to HCOS - Extra Storeroom	Per term	\$55.00	E	Y	\$55.00
CS.10.10	Hire of hall to HCOS - Floor levy	Per term	\$50.00	E	Y	\$50.00
CS.10.11	Equipment hire - Tables	Each	\$10.00	E	Y	\$10.00
CS.10.12	Equipment hire - Chairs	Each	\$0.50	E	Y	\$0.50
CS.10.13	Function Bond		\$250.00	E	X	\$250.00
CS.11	Bligh Park Community Centre					
CS.11.1	Tiningi Hall - Regular hire	Per hour	\$21.00	E	Y	\$18.00
CS.11.2	Tiningi Hall - Casual Hire (Saturday)		\$418.00	E	Y	\$315.00
Proposed New Fee	Tiningi Hall - Casual Hire (Sunday)			E	Y	\$325.00
Proposed New Fee	Tiningi Hall - Casual Hire (Other days)	Per hour (minimum 2 hour booking)		E	Y	\$47.50
CS.11.5	Tiningi Hall - Key bond		\$200.00	E	X	\$200.00
CS.11.6	Neighbourhood Centre Hall - Regular hire	Per hour	\$18.90	E	Y	\$18.00

Operational Plan 2018-2019

Index	Fee Description	Conditions	2017/2018 Fees	Pricing Policy	GST	2018/2019 Fees
CS.11.7	Neighbourhood Centre Hall - Casual Hire (Saturday)		\$327.00	E	Y	\$325.00
Proposed New Fee	Neighbourhood Centre Hall - Casual Hire (Sunday)			E	Y	\$235.00
Proposed New Fee	Neighbourhood Centre Hall - Casual Hire (Other days)	Per hour (minimum 2 hour booking)		E	Y	\$34.00
CS.11.10	Neighbourhood Centre Hall - Key bond for casual hire		\$200.00	E	X	\$200.00
CS.11.11	Neighbourhood Centre Meeting Lounge - Regular hire	Per hour	\$18.90	E	Y	\$7.00
CS.11.12	Administration Fee	All halls	\$60.00	E	Y	\$60.00
Proposed New Fee	Hire of large cupboards	Per month			Y	\$14.00
Proposed New Fee	Hire of small cupboards	Per month			Y	\$6.50
CS.11.15	Neighbourhood Centre - Key bond	All regular hirers	\$100.00	E	X	\$100.00
CS.12	Glossodia Community Centre					
CS.12.1	Hall Hire for a function	6 hour hire Plus Fee CS.12.2	\$300.00	E	Y	\$200.00
CS.12.2	Additional Hall Hire	Per hour - after initial 6 hours	\$60.00	E	Y	\$50.00
CS.12.3	Hall Hire - For Profit groups	Per hour	\$12.00	E	Y	\$12.00
CS.12.4	Hall Hire - Not for Profit groups	Per hour	\$15.00	E	Y	\$15.00
CS.12.5	Meeting Room Hire	Per hour	\$12.00	E	Y	\$12.00
CS.12.6	Function bond		\$250.00	E	X	\$250.00
CS.13	Maraylya Hall					
CS.13.1	Hall Hire for a function		\$250.00	E	Y	\$250.00
Proposed New Fee	Hall Hire for a 4 hour day time party			E	Y	\$150.00
Proposed New Fee	Casual Hall Hire for a meeting	Per hour		E	Y	\$25.00
CS.13.4	Hall Hire Deposit		\$200.00	E	X	\$200.00
CS.14	North Richmond Community Centre					
CS.14.1	Party Hire of Community Centre Hall 1 and Hall 2 (Saturday)		\$600.00	E	Y	\$600.00
CS.14.2	Party Hire of Community Centre Hall 1 and Hall 2 (Friday or Sunday)		\$500.00	E	Y	\$500.00
CS.14.3	Party Hire of Hall 1 only (Saturday)		\$500.00	E	Y	\$500.00
CS.14.4	Party Hire of Hall 1 (Friday)		\$400.00	E	Y	\$400.00
CS.14.5	Party Hire of Hall 1 (Sunday)	From 1pm - Midnight	\$300.00	E	Y	\$300.00
CS.14.6	Party Hire of Hall 2 (Friday)		\$350.00	E	Y	\$350.00
CS.14.7	Party Hire of Hall 2 only (Saturday)		\$400.00	E	Y	\$400.00
CS.14.8	Party Hire of Hall 2 (Sunday)		\$250.00	E	Y	\$250.00
CS.14.9	Party Hire of Youth Hall (Friday, Saturday or Sunday)		\$300.00	E	Y	\$300.00
CS.14.10	Party Hire of any Hall - Children's Party (up to 12 years)	Hire up to 5 hours Before 4pm on Friday or Saturday and after 1pm on Sunday	\$150.00	E	Y	\$150.00

Operational Plan 2018-2019

Index	Fee Description	Conditions	2017/2018 Fees	Pricing Policy	GST	2018/2019 Fees
CS.14.11	Permanent hire of Hall - For Profit groups rate	Per hour	\$23.00	E	Y	\$23.00
CS.14.12	Permanent Hire of hall (for groups) - concessional rate	Per hour	\$17.00	E	Y	\$17.00
CS.14.13	Hire of hall (for groups) - casual	Per hour (during the week)	\$25.00	E	Y	\$25.00
CS.14.14	Hire of hall (for groups) (Weekends)	Per hour - casual rate	\$35.00	E	Y	\$35.00
CS.14.15	Hire of Meeting Room or Foyer	Per hour - for profit group rate	\$16.00	E	Y	\$16.00
CS.14.16	Hire of Meeting Room or Foyer	Per hour - concessional rate	\$11.00	E	Y	\$11.00
CS.14.17	Hire of Meeting Room or Foyer	Per hour - casual rate	\$19.00	E	Y	\$19.00
CS.14.18	Hire of large storage cupboard	Per month	\$10.00	E	Y	\$10.00
CS.14.19	Hire of kitchen cupboard	Per month	\$5.00	E	Y	\$5.00
CS.14.20	Refundable deposit for party hire	Other than 16th, 18th & 21st Birthdays	\$250.00	E	X	\$250.00
CS.14.21	Refundable deposit for party hire	16th, 18th and 21st Birthdays	\$500.00	E	X	\$500.00
CS.14.22	Hall hire - Not for Profit Organisations (Weekdays)	Per hour - casual rate	\$25.00	E	Y	\$25.00
CS.14.23	Hall hire - Not for Profit Organisations (Weekends)	Per hour - casual rate	\$35.00	E	Y	\$35.00
CS.14.24	Meeting Room hire - Not for Profit Organisations (Weekdays)	Per hour - casual rate	\$18.00	E	Y	\$18.00
CS.14.25	Meeting Room hire - Not for Profit Organisations (Weekends)	Per hour - casual rate	\$23.00	E	Y	\$23.00
CS.14.26	Key deposit		\$50.00	E	X	\$50.00
CS.14.27	Additional hall hire fee to allow finish at 1.00am		\$50.00	E	Y	\$50.00
CS.14.28	Additional fee for Friday night set up (If available)		\$100.00	E	Y	\$100.00
CS.15	Richmond Community Centre					
CS.15.1	Hire of hall - Function hire		\$220.00	E	Y	\$220.00
CS.15.2	Hire of hall - Casual users	Per hour - For profit group rate	\$22.00	E	Y	\$22.00
CS.15.3	Hire of hall - Casual users	Per hour - concessional rate	\$18.00	E	Y	\$18.00
CS.15.4	Hire crockery & glass		\$50.00	E	Y	\$50.00
CS.15.5	Refundable deposit (Cleaning/Damages)		\$200.00	E	X	\$200.00
CS.15.6	Refundable key deposit		\$35.00	E	X	\$35.00
CS.15.7	Hire of Meeting Room	Per hour - Non-profit making	\$15.00	E	Y	\$15.00
CS.15.8	Hire of Meeting Room	Per hour - Profit making	\$20.00	E	Y	\$20.00
CS.15.9	Hire of Meeting Room	All day rate - Non-profit making	\$35.00	E	Y	\$35.00
CS.15.10	Hire of Meeting Room	All day rate - Profit making	\$50.00	E	Y	\$50.00
CS.15.11	Hire of Office	Per hour - Non-profit making	\$12.00	E	Y	\$12.00
CS.15.12	Hire of Office	Per hour - Profit making	\$17.00	E	Y	\$17.00
CS.15.13	Hire of Office	All day rate - Non-profit making	\$25.00	E	Y	\$25.00
CS.15.14	Hire of Office	All day rate - Profit making	\$38.00	E	Y	\$38.00
CS.16	St Albans School of Arts					
CS.16.1	Hire of hall	Up to 4 hours	\$45.00	E	Y	\$45.00
CS.16.2	Hire of hall	Up to 8 hours - including set up/clean up	\$140.00	E	Y	\$95.00

Operational Plan 2018-2019

Index	Fee Description	Conditions	2017/2018 Fees	Pricing Policy	GST	2018/2019 Fees
CS.16.3	Day/Night hire	Up to 24 hours (Day only) - including set up/clean up	\$165.00	E	Y	\$145.00
Proposed New Fee	Hire of Kitchen			E	Y	\$35.00
CS.16.5	Bond/Key Deposit	For all categories	\$500.00	E	X	\$500.00
CS.17	Wilberforce School of Arts					
CS.17.1	Hire of hall (for function)		\$250.00	E	Y	\$250.00
CS.17.2	Hire of hall - For groups	Per hour (\$55.00 minimum)	\$15.00	E	Y	\$15.00
CS.17.3	Refundable key deposit		\$50.00	E	X	\$50.00
CS.17.4	Refundable Function Bond		\$300.00	E	X	\$300.00
CS.18	Kurrajong Community Centre	Includes use of kitchen				
CS.18.1	Permanent hall bookings	Per hour (Minimum 2 hour booking)	\$20.00	E	Y	\$20.00
CS.18.2	Casual hall bookings	Entire hall - 8 hours	\$216.00	E	Y	\$216.00
CS.18.3	Refundable Cleaning/Security deposit		\$200.00	E	X	\$200.00
CS.18.4	Refundable key deposit		\$50.00	E	X	\$50.00
CS.19	Colo Heights Hall					
CS.19.1	Hire of hall (Playgroup)	Per session	\$5.00	E	Y	\$5.00
CS.19.2	Casual hire	Per hour	\$10.00	E	Y	\$10.00
CS.19.3	Function (Weeknights)	Per night (Weeknights)	\$50.00	E	Y	\$50.00
CS.19.4	Function hire (Weekends)	Per day (weekends)	\$100.00	E	Y	\$100.00
CS.19.5	Tennis court hire	Per hour	\$5.00	E	Y	\$5.00
CS.19.6	Refundable deposit for party hire		\$300.00	E	X	\$300.00
CS.20	Hawkesbury Leisure and Learning Centre					
CS.20.1	Regular hire of any 1 function space	Per hour (Minimum 3 hours)	\$22.00	E	Y	\$22.00
CS.20.2	Casual hire of any 1 function space	Per hour (Minimum 3 hours)	\$27.50	E	Y	\$27.50
CS.20.3	Regular hire of any 2 function spaces	Per hour	\$33.00	E	Y	\$33.00
CS.20.4	Casual hire of any 2 function spaces	Per hour	\$41.25	E	Y	\$41.25
CS.20.5	Casual hire of Cafe/Lounge/Courtyard	Per hour Only hired after 4.00pm	\$55.00	E	Y	\$55.00
CS.20.6	Full day hire	All rooms Plus Fee CS.20.7 (where applicable)	\$200.00	E	Y	\$200.00
CS.20.7	Weekend hire surcharge	All rooms Plus Fee CS.20.6	\$50.00	E	Y	\$50.00
CS.20.8	Hire of crockery/cutlery	Per day (0-100 people)	\$50.00	E	Y	\$50.00
CS.20.9	Hire of crockery/cutlery	Per day (> 100 people)	\$100.00	E	Y	\$100.00
CS.20.10	Hire of data projector and screen	Per day	\$50.00	E	Y	\$50.00
CS.20.11	Key Bond		\$100.00	E	X	\$100.00
CS.21	South Windsor Family Centre					
CS.21.1	Regular hire of main hall	Per hour (minimum 3 hours)	\$16.50	E	Y	\$16.50

Operational Plan 2018-2019

Index	Fee Description	Conditions	2017/2018 Fees	Pricing Policy	GST	2018/2019 Fees
CS.21.2	Casual hire of main hall	Per hour (minimum 3 hours)	\$22.00	E	Y	\$22.00
CS.21.3	Regular hire of Small Meeting Room	Per hour (minimum 3 hours)	\$16.50	E	Y	\$16.50
CS.21.4	Casual hire of Small Meeting Room	Per hour (minimum 3 hours)	\$22.00	E	Y	\$22.00
CS.21.5	Regular hire of Child Care area	Per hour (minimum 3 hours)	\$19.80	E	Y	\$19.80
CS.21.6	Casual hire of Child Care area	Per hour (minimum 3 hours)	\$22.00	E	Y	\$22.00
CS.21.7	Key bond		\$50.00	E	X	\$50.00
PEPPERCORN SERVICES TRANSPORT AND COMMUNITY SUPPORT SERVICES DIVISION						
HOME AND COMMUNITY CARE		As determined by Peppercorn Services Inc				
CORPORATE SERVICES AND GOVERNANCE						
GENERAL						
CG.1	Photocopies					
CG.1.1	Black & white - A4	Per copy	\$0.85	F	Y	\$0.88
CG.1.2	Black & white - A3	Per copy	\$1.70	F	Y	\$1.75
CG.2	Courier Fees		POA	F	Y	POA
CG.3	Road Closure Application Fee					
CG.3.1	Road vesting in Council		\$1,114.00	F	Y	\$1,147.42
CG.3.2	Unformed Council Public Road		\$1,867.00	F	Y	\$1,923.01
CG.4	Sale of Council Land - Road - Bond		\$6,815.00	F	X	\$6,815.00
CG.5	Request to transfer a Crown Road to Council		\$150.00	P	X	\$154.50
CG.6	Leasing of Roads					
CG.6.1	Application for Lease - Road		\$1,015.00	F	X	\$1,045.45
CG.6.2	Lease of Road - Bond		\$3,302.00	F	X	\$3,302.00
CG.7	Australian Pioneer Village					
CG.7.1	Filming or use of	To be negotiated with Lessee	POA	E	X	POA
ACCESS TO INFORMATION						
CG.8	Government Information (Public Access) Act					
CG.8.1	Formal Access Applications					
CG.8.2	Application Fee	The application fee counts as payment towards any processing charge payable	\$30.00	S	X	\$30.00
CG.8.3	Processing Fee	Per hour	\$30.00	S	X	\$30.00
CG.8.4	Financial hardship and/or special public benefit reasons	50% reduction to final processing fee	POA	S	X	POA
CG.8.5	Internal Review Application Fee	No further processing fees apply to internal reviews	\$40.00	S	X	\$40.00
CG.8.6	Formal Access Applications by natural persons for their personal information only					
CG.8.7	Application fee	The application fee counts as payment towards any processing charge payable	\$30.00	S	X	\$30.00
CG.8.8	Processing fee	Per hour, after the first 20 hours	\$30.00	S	X	\$30.00

Operational Plan 2018-2019

Index	Fee Description	Conditions	2017/2018 Fees	Pricing Policy	GST	2018/2019 Fees
CG.8.9	Financial hardship and/ special public benefit reasons	50% reduction to final processing fee	POA	S	X	POA
CG.8.10	Informal Access Applications					
CG.8.11	Archival retrieval fee	Per file Based on costs charged by State Records	POA	F	X	POA
CG.8.12	Inspections of documents at Council Offices		Free	S		Free
CG.8.13	Scanning Fees and Provision of Photocopies	Per page				
CG.8.14	Black & white - A4	Per copy	\$0.85	F	X	\$0.88
CG.8.15	Black & white - A3	Per copy	\$1.70	F	X	\$1.75
CG.8.16	Black & white - A2	Per copy	\$4.50	F	X	\$4.65
CG.8.17	Black & white - A1	Per copy	\$8.50	F	X	\$8.75
CG.8.18	Colour - A4	Per copy	\$2.00	F	X	\$2.06
CG.8.19	Colour - A3	Per copy	\$4.00	F	X	\$4.12
CG.8.20	Colour - A2	Per copy	\$4.50	F	X	\$4.80
CG.8.21	Colour - A1	Per copy	\$8.50	F	X	\$9.00
CG.8.22	Provision of Recordings &/or CDs					
CG.8.23	Supply of CD	Each	\$41.00	F	X	\$41.00
WINDSOR MALL FEES						
	Bond amount of \$1,000 is required or as otherwise determined by nominated Council Officer					
CG.9	Banners					
CG.9.1	Application fee		\$100.00	F	X	\$103.00
CG.9.2	Charge for Overdue Banner	One-off payment	\$100.00	F	X	\$103.00
CG.9.3	Busking					
CG.9.4	Adult	On application	\$20.00	N		Free
CG.9.5	Child (under 18 years)	On application	\$10.00	N		Free
CG.9.6	Display & Promotions					
CG.9.7	For Profit Organisations					
CG.9.8	Owners/Shopkeepers in the mall		\$200.00	F	X	\$206.00
CG.9.9	Owners/Shopkeepers in the LGA		\$350.00	F	X	\$360.50
CG.9.10	Owners/Shopkeepers - Other		\$500.00	F	X	\$515.00
CG.9.11	For Non Profit Organisations		Free	N		Free
CG.9.12	Entertainment & Events					
CG.9.13	Application Fee	Including 1 day Plus Fee CG.9.14	\$500.00	F	X	\$515.00
CG.9.14	Fee for each subsequent day		\$500.00	F	X	\$515.00
CG.9.15	Fundraising					
CG.9.16	Application Fee	For Non Profit Organisations	Free	N		Free
CG.9.17	Retail					
CG.9.18	Wagons	By licence and market evaluation	POA	M	Y	POA

Operational Plan 2018-2019

Index	Fee Description	Conditions	2017/2018 Fees	Pricing Policy	GST	2018/2019 Fees
CG.9.19	Other					
CG.9.20	Owners/Shopkeepers in the Mall		\$200.00	M	X	\$206.00
CG.9.21	Owners/Shopkeepers in the LGA		\$350.00	M	X	\$360.50
CG.9.22	Owners/Shopkeepers - Other		\$500.00	M	X	\$515.00
CG.9.23	Markets					
CG.9.24	Windsor Mall Markets					
CG.9.25	Application Fee	Plus Fee CG.9.26	\$100.00	F	X	\$100.00
CG.9.26	Charge per stall	Per day	\$30.00	M	Y	\$30.90
CG.9.27	Outdoor Dining & Footpath Trading - In Windsor Mall	Excludes the use of the Use/Licensing of areas where specific facilities have been provided				
CG.9.28	Application Fee	Plus Fee CG.9.29	\$130.00	F	X	\$133.90
CG.9.29	Annual fee	Per m2	\$86.35	M	X	\$88.90
CG.9.30	Approval Variation Fee		\$65.00	F	X	\$66.95
CG.9.31	Public Research					
CG.9.32	For Profit including promotions organisations					
CG.9.33	Application Fee		\$45.45	F	X	\$46.80
CG.9.34	For Non Profit organisations					
CG.9.35	Application Fee		Free	N		Free
CG.9.36	Raffles or Lotteries					
CG.9.37	For Profit, including promotions, organisations					
CG.9.38	Application Fee		\$68.15	F	X	\$70.10
CG.9.39	For Non Profit Organisations					
CG.9.40	Application Fee		Free	N		Free
CG.9.41	Windsor Mall Rotunda					
CG.9.42	For Profit, including promotions, organisations					
CG.9.43	Application Fee	Including 1 day Plus Fee CG.9.44	\$127.25	F	X	\$131.07
CG.9.44	Fee for each subsequent day	Per day	\$140.00	F	X	\$144.20
CG.9.45	For Non Profit Organisations					
CG.9.46	Application Fee		Free	N		Free
FOOTPATH USAGE						
CG.10	Outdoor Dining and Footpath Trading					
CG.10.1	Fee on application		\$134.00	F	X	\$138.02
CG.10.2	Approval Variation fee		\$67.00	F	X	\$69.01
CG.10.3	Annual Fee for occupation of footpath	Charge per m2 Per annum				
CG.10.4	Thompson Square and Windsor Mall environs	With the exclusion of the use/licensing of areas where specific facilities have been provided by Council, Per m2	\$98.00	M	X	\$100.94

Operational Plan 2018-2019

Index	Fee Description	Conditions	2017/2018 Fees	Pricing Policy	GST	2018/2019 Fees
CG.10.5	Elsewhere in Windsor, Richmond and North Richmond	Per m2	\$77.00	M	X	\$79.31
CG.10.6	Elsewhere in the city	Per m2	\$57.00	M	X	\$58.71
PRINTING AND SIGNWRITING FEES						
CG.11	Printing and Signwriting	External Organisations				
CG.11.1	Materials and machines costs	Plus wages costs, Plus up to 40% overheads fee	POA	F	Y	POA
CG.11.2	Photocopies					
CG.11.3	Black & white - A4	Per copy	\$0.85	F	Y	\$0.88
CG.11.4	Black & white - A3	Per copy	\$1.70	F	Y	\$1.75
CG.11.5	Colour - A4	Per copy	\$2.00	F	Y	\$2.06
CG.11.6	Colour - A3	Per copy	\$4.00	F	Y	\$4.12
CG.11.7	Banners	External Organisations				
CG.11.8	Supply of completed banner	Per linear metre	\$106.00	P	Y	\$109.18
SALE OF DOCUMENTS						
CG.12	Operational Plan and Delivery Program					
CG.12.1	Internet		Free	N		Free
CG.12.2	Hard Copy		\$79.00	P	X	\$81.37
CG.13	Annual Report					
CG.13.1	Full report	Annual Report, State of the Environment Report & Financial Statements				
CG.13.2	Internet		Free	N		Free
CG.13.3	Hard copy	3 part document	\$49.00	F	X	\$50.47
CG.13.4	Annual Report only					
CG.13.5	Internet		Free	N		Free
CG.13.6	Hard copy (1 part document)	1 part document	\$23.00	F	X	\$23.69
CG.14	State of the Environment Report only					
CG.14.1	Internet		Free	N		Free
CG.14.2	Hard copy	1 part document	\$23.00	F	X	\$23.69
CG.15	Financial Statements only					
CG.15.1	Internet		Free	N		Free
CG.15.2	Hard copy	1 part document	\$13.00	F	X	\$13.39
CG.16	Minute Book					
CG.16.1	Copies of Minute Book	Per page	\$2.70	F	X	\$2.78
CG.16.2	Postage & packaging		POA	F	Y	POA
CG.17	Council Meeting Business Paper					
CG.17.1	Internet		Free	N		Free
CG.17.2	Sale of Council Meeting Business Paper	Per annum	\$689.00	F	X	\$709.67
CG.17.3	Postage & packaging		POA	F	Y	POA

Operational Plan 2018-2019

Index	Fee Description	Conditions	2017/2018 Fees	Pricing Policy	GST	2018/2019 Fees
CG.18	Sale of Tender Documents					
CG.18.1	Sale of Tender documents	At cost Printing, paper, expertise, overheads	POA	F	Y	POA
SUBPOENAS						
CG.19	Photocopies					
CG.19.1	Black & white - A4	Per copy	\$0.85	F	X	\$0.88
CG.19.2	Black & white - A3	Per copy	\$1.70	F	X	\$1.75
CG.19.3	Colour - A4	Per copy	\$2.00	F	X	\$2.06
CG.19.4	Colour - A3	Per copy	\$4.00	F	X	\$4.12
CG.19.5	Provision of Tapes &/or Discs	Each	\$41.00	F	X	\$42.23
CG.19.6	Subpoenas served on council					
CG.19.7	Application Fee for Subpoenas		\$74.00	F	X	\$81.00
CG.19.8	Additional charge for Subpoenas served under seven days		\$138.00	F	X	\$142.14
CG.19.9	Processing charge after the 1st hour	1st hour free Per hour or part thereof	\$81.00	F	X	\$100.00
CULTURAL SERVICES - GALLERY AND MUSEUM						
REGIONAL GALLERY						
GM.1	Membership Program					
GM.1.1	Pearl Membership	Volunteers	Free	N		Free
GM.1.2	Jets Membership	Full time students at approved institutions	\$15.00	F	Y	\$15.00
GM.1.3	Opals Membership	Ordinary members	\$25.00	F	Y	\$25.00
GM.1.4	Rubies Membership	Families with up to 2 adults and all children under 18 living at home	\$35.00	F	Y	\$35.00
GM.1.5	Diamonds Membership	Corporate	\$500.00	F	Y	\$250.00
GM.2	Gallery Merchandise					
GM.2.1	Postcards, books, souvenirs, etc.					
GM.2.2	Range- \$0.05 to POA	Per item	POA	R	Y	POA
GM.2.3	Commission fee on consignment stock	Range - 20% to 50% Per item	POA	R	Y	POA
GM.2.4	Commission fee on sale of artworks	20% Commission Per item	POA	R	Y	POA
GM.3	Gallery Activities					
GM.3.1	Activities range in complexity, amount of consumables and other resources	May be a basic activity or an activity involving e.g. an author, artist, performer, speaker, facilitator or a guided tour				
GM.3.2	Range: free to POA	Per person	POA	P	Y	POA
GM.3.3	Range: free to POA	Per family with up to 2 adults and all children under 18 living at home Age ranges may apply to activities	POA	P	Y	POA

Operational Plan 2018-2019

Index	Fee Description	Conditions	2017/2018 Fees	Pricing Policy	GST	2018/2019 Fees
GM.4	Gallery Education Programs					
GM.4.1	Basic activity or activity with facilitator, activity with materials etc.					
GM.4.2	Range: free to POA	Per student	POA	P	Y	POA
GM.4.3	Range: free to POA	Per school group	POA	P	Y	POA
GM.5	Gallery Exhibitions					
GM.5.1	Entry fee for special exhibitions					
GM.5.2	Range: free to POA	Per person	POA	M	Y	POA
GM.5.3	Range: free to POA	Per family with up to 2 adults and all children under 18 living at home	POA	M	Y	POA
GM.5.4	Touring Exhibition Fee	Payment for exhibitions generated and toured by the Gallery	POA	M	Y	POA
REGIONAL GALLERY ROOM HIRE						
GM.6	Bond	Refundable	\$200.00	P	X	\$400.00
GM.7	Gallery Room Hire	Dependant on the exhibition currently on show Paid staff in attendance is a requirement of hire conditions				POA
	Functions held 9am-5pm weekdays (which require additional staffing), after 5pm weekdays and all functions held on weekends attract additional staffing charges: Starting from \$200 for 4 hours for a single staff member, depending on the size of the event					
GM.7.1	Monday - Friday between 9.00am - 5.00pm Not available on public holidays	Per hour Plus Fee GM.7 if applicable	\$60.00	R	Y	\$100.00
GM.7.2	Monday - Friday 5.00pm - 12.00am (midnight) Saturday - Sunday 9.00am - 12.00am (midnight) Not available on public holidays	Per hour Plus Fee GM.7	\$96.00	R	Y	\$150.00
GM.8	Cleaning Fee - if additional cleaning is required	As per Fees FS.1 - FS.1.3	POA	F	Y	POA
GM.9	Breakages, loss or damage	Where applicable cost recovery for replacement or repairs of community rooms and kitchen contents or building plant and equipment	POA	F	Y	POA
GM.10	Security or staff call-out fee	As per Fees FS.1 - FS.1.3	POA	M	Y	POA
REGIONAL MUSEUM						
GM.11	Museum Merchandise					
GM.11.1	Postcards, books, souvenirs, etc.					
GM.11.2	Range- \$0.05 to POA	Per item	POA	R	Y	POA
GM.11.3	Commission fee on consignment stock	Range - 20% to 50%Per item	POA	R	Y	POA

Operational Plan 2018-2019

Index	Fee Description	Conditions	2017/2018 Fees	Pricing Policy	GST	2018/2019 Fees
GM.12	Museum Activities					
GM.12.1	Activities range in complexity, amount of consumables and other resources	May be a basic activity or an activity involving e.g. an author, artist, performer, speaker, facilitator or a guided tour				
GM.12.2	Range: free to POA	Per person	POA	P	Y	POA
GM.12.3	Range: free to POA	Per family with up to 2 adults and all children under 18 living at home Age ranges may apply to activities	POA	P	Y	POA
GM.13	Museum Education Programs					
GM.13.1	Basic activity or activity with facilitator; activity with materials, etc.					
GM.13.2	Range: free to POA	Per student	POA	P	Y	POA
GM.13.3	Range: free to POA	Per school group	POA	P	Y	POA
GM.14	Museum Exhibitions					
GM.14.1	Entry fee for special exhibitions					
GM.14.2	Range: free to POA	Per person	POA	M	Y	POA
GM.14.3	Range: free to POA	Per family with up to 2 adults and all children under 18 living at home	POA	M	Y	POA
GM.15	Access to Former Mortuary	Paid staff is a requirement of hire conditions				
GM.15.1	Range: free to POA	Per person Plus Fees FS.1 - FS.1.3 for commercial business bookings	POA	F	Y	POA
GM.16	Photographs and Images					
GM.16.1	Supply of digital files of photographs or images in the Museum collection					
GM.16.2	Low resolution digital images downloaded from website	For personal use only e.g. Private research or display, reference and study purposes, presentations Image/s not used for commercial purposes or reproduction	Free	N		Free
GM.16.3	General purpose digital files	For personal use only e.g. Private research or display, reference and study purposes, presentations Image/s not used for commercial purposes or reproduction	\$20.00	P	X	\$20.00
GM.16.4	High resolution digital files	For personal use only e.g. Private research or display, reference and study purposes, presentations Image/s not used for commercial purposes or reproduction	\$40.00	P	X	\$40.00

Operational Plan 2018-2019

Index	Fee Description	Conditions	2017/2018 Fees	Pricing Policy	GST	2018/2019 Fees
GM.16.5	Reproduction and commercial use of photographs and images	Reproduction rights are not granted with the download or purchase of any digital file of photographs or images				
GM.16.6	Category A - Local Community Groups	Refer to Fees explanatory notes Free plus Fees GM.16.1 - GM.16.4	POA	R	Y	POA
GM.16.7	Category B	Refer to Fees explanatory notes \$50.00 plus Fees GM.16.1 - GM.16.4	POA	R	Y	POA
GM.16.8	Category C	Refer to Fees explanatory notes \$50.00 plus Fees GM.16.1 - GM.16.4, Plus Fees FS.1 - FS.1.3	POA	R	Y	POA
GM.16.9	Photograph Delivery	General purpose digital files may be emailed. High resolution digital files may be delivered using online delivery service. Fees apply for the supply of a USB and postage and handling, where applicable				
GM.16.10	Email		Free	N		Free
GM.16.11	USB	Refer to Fee GM.11	\$5.00	F	Y	POA
GM.16.12	Postage and handling within Australia	Recovery of postage and handling costs	\$10.00	F	Y	\$5.00
REGIONAL MUSEUM ROOM HIRE						
GM.17	Bond	Refundable	\$200.00	P	X	\$400.00
GM.18	Museum Room Hire	Dependant on the exhibition currently on show Paid staff in attendance is a requirement of hire conditions				POA
	Functions held 9am-5pm weekdays (which require additional staffing), after 5pm weekdays and all functions held on weekends attract additional staffing charges: Starting from \$200 for 4 hours for a single staff member, depending on the size of the event					
GM.18.1	Hugh Williams Room only Monday - Friday 9.00am-5.00pm Not available on Public Holidays	Per hour Plus Fee GM.18 if applicable	\$40.00	R	Y	\$60.00
GM.18.2	Hugh Williams Room only Saturday - Sunday 9.00am-12.00am (midnight) Monday - Friday 5.00pm - 12.00am (midnight) Not available on Public Holidays	Per hour Plus Fee GM.18	\$64.00	R	Y	\$90.00

Operational Plan 2018-2019

Index	Fee Description	Conditions	2017/2018 Fees	Pricing Policy	GST	2018/2019 Fees
GM.18.3	Hugh Williams Room and Museum exhibition areas Monday - Friday 9.00am - 5.00pm Not available on Public Holidays	Per hour Plus Fee GM.18 if applicable	\$60.00	R	Y	\$90.00
GM.18.4	Hugh Williams Room and Museum exhibition areas Monday - Friday 5.00pm - 12.00am (midnight) Saturday - Sunday 9.00am - 12.00am (midnight) Not available on Public Holidays	Per hour Plus Fee GM.18	\$96.00	R	Y	\$120.00
GM.18.5	Howe House Monday - Friday 9.00am - 5.00pm Not available on Public Holidays	Per hour Plus Fee GM.18 if applicable	\$60.00	R	Y	\$60.00
GM.18.6	Howe House Monday - Friday 5.00pm - 12.00am (midnight) Saturday - Sunday 9.00am - 12.00am (midnight) Not available on Public Holidays	Per hour Plus Fee GM.18	\$96.00	R	Y	\$100.00
GM.18.7	Hugh Williams Room, Museum exhibition areas and Howe House Monday - Friday 9.00am - 5.00pm Not available on Public Holidays	Per hour Plus Fee GM.18 if applicable	\$100.00	R	Y	\$120.00
GM.18.8	Hugh Williams Room, Museum exhibition areas and Howe House Monday - Friday 5.00pm - 12.00am (midnight) Saturday - Sunday 9.00am - 12.00am (midnight) Not available on Public Holidays	Per hour Plus Fee GM.18	\$160.00	R	Y	\$160.00
GM.19	Cleaning Fee	As per Fees FS.1 - FS.1.3	POA	F	Y	POA
GM.20	Breakages, loss or damage	Where applicable cost recovery for replacement or repairs of community rooms and kitchen contents or building plant and equipment	POA	F	Y	POA
GM.21	Security or staff call-out fee	As per Fees FS.1 - FS.1.3	POA	M	Y	POA
CULTURAL SERVICES - LIBRARY SERVICES						
LIBRARY SALES						
LS.1	Merchandise	Library bags, maps, plastic, etc.				
LS.1.1	Range- \$0.05 to POA	Per item	POA	R	Y	POA
LS.1.2	Commission fee on consignment stock	Range - 20% to 50% Per item	POA	R	Y	POA

Operational Plan 2018-2019

Index	Fee Description	Conditions	2017/2018 Fees	Pricing Policy	GST	2018/2019 Fees
LIBRARY ACTIVITIES						
LS.2	Library Activities					
LS.2.1	Activities range in complexity, amount of consumables and other resources	May be a basic activity or an activity involving e.g. an author, artist, performer, speaker, facilitator or a guided tour or school program				
LS.2.2	Range: free to POA	Per person	POA	P	Y	POA
LS.2.3	Range: free to POA	Per group	POA	P	Y	POA
LS.3	Photographs and Images					
LS.3.1	Supply of digital files of photographs or images in the Local Studies collection					
LS.3.2	Low resolution digital images downloaded from the Library website	For personal use only e.g. Private research or display, reference and study purposes, presentations Image/s not used for commercial purposes or reproduction	Free	N		Free
LS.3.3	General purpose digital files	For personal use only e.g. Private research or display, reference and study purposes, presentations Image/s not used for commercial purposes or reproduction	\$20.00	P	X	\$20.00
LS.3.4	High resolution digital files	For personal use only e.g. Private research or display, reference and study purposes, presentations Image/s not used for commercial purposes or reproduction	\$40.00	P	X	\$40.00
LS.3.5	Reproduction and commercial use of photographs or images	Reproduction rights are not granted with the download or purchase of any digital file of photographs or images				
LS.3.6	Category A - Local Community Groups	Refer to Fees explanatory notes Free plus Fees LS.3.1 - LS.3.4	POA	R	Y	POA
LS.3.7	Category B	Refer to Fees explanatory notes \$50.00 plus Fees LS.3.1 - LS.3.4	POA	R	Y	POA
LS.3.8	Category C	Refer to Fees explanatory notes \$50.00 plus Fees LS.3.1 - LS.3.4, Plus Fees FS.1 - FS.1.3	POA	R	Y	POA

Operational Plan 2018-2019

Index	Fee Description	Conditions	2017/2018 Fees	Pricing Policy	GST	2018/2019 Fees
LS.3.9	Photograph and Scan Delivery	General purpose digital files may be emailed. High resolution digital files must be delivered using online delivery service. Fees apply for supply of a USB and postage and handling, where applicable				
LS.3.10	Email or online delivery		Free	N		Free
LS.3.11	USB	Refer to Fee LS.1	\$5.00	F	Y	POA
LS.3.12	Postage and handling within Australia	Recovery of postage and handling costs	\$10.00	F	Y	\$5.00
LS.4	Card replacement	Borrower's cards - lost or damaged Original card is free	\$4.00	F	X	\$4.00
LS.5	Public Computer Visitor Card - One day	Cost per day Time limits apply Wireless access is free of charge	\$3.00	R	Y	\$3.00
LS.6	Public Computer Visitor Card - One week	Cost per week Time limits apply Wireless access is free of charge	\$15.00	R	Y	\$15.00
Amended	Temporary library membership	Fee for three month temporary Library membership for non-residents who live outside of NSW or unable to provide ID, as well as overseas visitors	\$50.00	F	F	\$30.00
LS.8	Replacement of Meeting Room access card	Community Room Access	\$25.00	R	X	\$25.00
LS.9	Ex-Library stock, donations including books and AV formats (poor/good condition) sales		POA	P	Y	POA
LS.10	Inter Library Loan from a Special or Uni Library	Where applicable, cost recovery of outsourced service Plus Fee LS.10.1				
LS.10.1	Inter Library Loan handling fee	Per item	\$3.00	P	Y	\$3.00
LS.10.2	Book or Journal Articles - Black & white	First 50 pages Plus Fee LS.10.3 where applicable	POA	E	Y	POA
LS.10.3	Additional 50 pages		POA	E	Y	POA
LS.10.4	Colour copies		POA	E	Y	POA
LS.10.5	Lost or damaged inter library loan items		POA	E	X	POA
LS.11	Damaged, Lost or Non repairable items					
LS.11.1	Non repairable or Lost item or component of a kit					
LS.11.2	Replacement cost	Plus Fee LS.11.3	POA	F	X	POA
LS.11.3	Processing fee		\$5.00	P	X	\$8.00
LS.12	Repairable damaged item		\$10.00	P	X	\$10.00
LS.13	Photocopies & Printouts	Black and white				
LS.13.1	A4 size		\$0.20	F	Y	\$0.20

Operational Plan 2018-2019

Index	Fee Description	Conditions	2017/2018 Fees	Pricing Policy	GST	2018/2019 Fees
LS.13.2	A3 size		\$0.40	F	Y	\$0.40
LS.14	Photocopies & Printouts	Colour				
LS.14.1	A4 size		\$1.00	R	Y	\$1.00
LS.14.2	A3 size		\$2.00	R	Y	\$2.00
LS.15	Reader printer	Microfilm/Microfiche	\$0.20	R	Y	\$0.20
LS.16	Scanning - self service		Free	N		Free
Proposed New Fee	Scanning service	per page		P	Y	\$0.05
LS.18	Use of Library 3D Printer	Up to 20 grams of filament, Plus \$0.20 per gram thereafter	\$10.00	R	Y	\$10.00
Proposed New Fee	Reference research fee	First 15 minutes of any reference enquiry is free Then, \$40 per hour, or part thereof		P	F	POA
Proposed New Fee	Invigilator service (Exam supervision)	\$40 per hour to cover cost of staff member Hire of suitable meeting room is student responsibility		P	Y	POA
Proposed New Fee	Book Club kits	Per Book Club Valid for 1 year, includes up to 8 books in a set and reading notes. Up to 11 sets in a year		P	F	\$80.00
Proposed New Fee	Disc cleaning (DVD/CD)	Per disc One week turnaround		P	Y	\$2.00
COMMUNITY ROOMS FEES AND CHARGES						
LS.23	Bond	Refundable				
LS.23.1	Category A - Local Community Groups	Refer to Fees explanatory notes	\$100.00	P	X	\$100.00
LS.23.2	Categories B & C	Refer to Fees explanatory notes	\$200.00	P	X	\$200.00
Proposed New Fee	Administration fee - Category A	Per annum		P	Y	\$10.00
LS.24	Community Rooms Hire					
LS.24.1	Category A - Free to Local Community Groups	Refer to Fees explanatory notes	Free	N		Free
LS.24.2	Category B	Refer to Fees explanatory notes				
LS.24.3	Tebbutt Room					
	Monday - Friday 8.30am - 10.30pm					
LS.24.4	Saturday - Sunday 9.00am - 10.30pm Not available on Public Holidays	Per hour	\$19.00	M	Y	\$20.00
LS.24.5	Stan Stevens Studio					
	Monday - Friday 8.30am - 10.30pm					
LS.24.6	Saturday - Sunday 9.00am - 10.30pm Not available on Public Holidays	Per hour	\$12.00	M	Y	\$13.00

Operational Plan 2018-2019

Index	Fee Description	Conditions	2017/2018 Fees	Pricing Policy	GST	2018/2019 Fees
LS.24.7	Rozzoli Room					
LS.24.8	Monday - Friday 8.30am - 10.30pm Saturday - Sunday 9.00am - 10.30pm Not available on Public Holidays	Per hour	\$7.00	M	Y	\$8.00
LS.24.9	Category C	Refer to Fees explanatory notes				
LS.24.10	Tebbutt Room					
LS.24.11	Monday - Friday 8.30am - 10.30pm Saturday - Sunday 9.00am - 10.30pm Not available on Public Holidays	Per hour	\$37.00	M	Y	\$39.00
LS.24.12	Stan Stevens Studio					
LS.24.13	Monday - Friday 8.30am - 10.30pm Saturday - Sunday 9.00am - 10.30pm Not available on Public Holidays	Per hour	\$27.00	M	Y	\$28.00
LS.24.14	Rozzoli Room					
LS.24.15	Monday - Friday 8.30am - 10.30pm Saturday - Sunday 9.00am - 10.30pm Not available on Public Holidays	Per hour	\$19.00	M	Y	\$20.00
LS.25	Community Rooms and Kitchens Cleaning Fee	Categories A, B and C As per Fees FS.1 - FS.1.3	POA	F	Y	POA
LS.26	Security or staff call-out Fee	As per Fees FS.1 - FS.1.3	POA	M	Y	POA
LS.27	Equipment Hire					
LS.27.1	Refundable bond on equipment		POA	P	X	POA
LS.28	Failure to pack up equipment and furniture fee	Categories A, B and C As per Fees FS.1 - FS.1.3	POA	M	Y	POA
LS.29	Breakages, loss or damage	Where applicable cost recovery for replacement or repairs of community rooms and kitchen contents or building plant and equipment	POA	F	Y	POA
CULTURAL SERVICES - VISITOR INFORMATION CENTRE						
MERCHANDISE SALES						
VC.1	Merchandise					
VC.1.1	Range- \$0.05 to POA	Per item	POA	R	Y	POA
VC.1.2	Commission fee on consignment stock	Range - 10% to 50% Per item	POA	R	Y	POA
VC.1.3	Commission on bookings	6% commission	POA	R	Y	POA
VC.2	Promotional Activities					
VC.2.1	Range- \$50.00 to POA	Per item For provision of promotional service	POA	P	Y	POA

Operational Plan 2018-2019

Index	Fee Description	Conditions	2017/2018 Fees	Pricing Policy	GST	2018/2019 Fees
VC.3	Photographs and Images					
VC.3.1	Supply of digital files of photographs or images					
VC.3.2	Low resolution digital images downloaded from website	For personal use only e.g. Private research or display, reference and study purposes, presentations Image/s not used for commercial purposes or reproduction	Free	N		Free
VC.3.3	General purpose digital files	For personal use only e.g. Private research or display, reference and study purposes, presentations Image/s not used for commercial purposes or reproduction	\$20.00	P	X	\$20.00
VC.3.4	High resolution digital files	For personal use only e.g. Private research or display, reference and study purposes, presentations Image/s not used for commercial purposes or reproduction	\$40.00	P	X	\$40.00
VC.3.5	Reproduction and commercial use of photographs or images	Reproduction rights are not granted with the download or purchase of any digital file of photographs or images				
VC.3.6	Category A - Local Community Groups	Refer to Fees explanatory notes Free plus Fees VC.3.1 - VC.3.4	POA	R	Y	POA
VC.3.7	Category B	Refer to Fees explanatory notes \$50.00 plus Fees VC.3.1 - VC.3.4	POA	R	Y	POA
VC.3.8	Category C	Refer to Fees explanatory notes \$50.00 plus Fees VC.3.1 - VC.3.4, Plus Fees FS.1 - FS.1.3	POA	R	Y	POA
VC.3.9	Photograph delivery	General purpose digital files may be emailed. High resolution digital files must be delivered on USB and may be collected or posted.				
VC.3.10	Email or online delivery		Free	N		Free
VC.3.11	USB	Refer to Fee VC.1	\$5.00	F	Y	POA
VC.3.12	Postage and handling within Australia	Recovery of postage and handling costs	\$10.00	F	Y	\$5.00
FINANCIAL SERVICES						
PROFESSIONAL AND ADMINISTRATION FEES						
FS.1	Staff technical/professional project services-General Manager, Directors, Managers	Per hour or part thereof (Min \$174.00)	\$169.00	M	Y	\$174.00

Operational Plan 2018-2019

Index	Fee Description	Conditions	2017/2018 Fees	Pricing Policy	GST	2018/2019 Fees
FS.2	Staff technical/professional project services-General	Per hour or part thereof (Min \$130.50)	\$126.75	M	Y	\$130.50
FS.3	Staff technical/professional project services-Administrative/Clerical	Per hour or part thereof (Min \$87.00)	\$84.50	M	Y	\$87.00
ADMINISTRATION CHARGES						
FS.4	Refunds - General		\$41.00	P	Y	\$42.25
FS.5	Refunds - Rates		\$37.25	P	X	\$38.50
FS.6	Returned Cheques or EFT - General		\$52.25	F	Y	\$54.00
FS.7	Cheque or EFT cancellation or Stop Payment request - General		\$52.25	F	Y	\$54.00
FS.8	Returned Cheques or Direct Debits - Rates		\$47.50	F	X	\$49.00
FS.9	Cheque cancellation or Stop Payment request - Rates		\$47.50	F	X	\$49.00
FS.10	Private Works Administration Charges	Up to 20% of cost	POA	F	Y	POA
FS.11	Copy of Rate Notice		\$20.00	F	X	\$20.50
SECTION 603 CERTIFICATES						
FS.12	S.603 Certificate	or as determined by Legislation	\$80.00	S	X	\$80.00
FS.13	S.603 Certificate Urgency Fee	Fee Plus Fee FS.12	\$53.00	F	X	\$54.50
FS.14	S.603 Certificate Fax Copy Fee		\$16.50	F	Y	\$17.00
FS.15	S.603 Certificate Refunds Administration Fee		\$37.25	F	X	\$38.50
LEGAL CHARGES						
FS.16	Court Fees	as per Court Fees Schedule	POA	E	X	POA
INFORMATION SERVICES						
EXTRACTION & COLLATION OF INFORMATION FROM DATABASES						
IS.1	Minimum Fee	Plus Fees IS.1.1 to IS.1.2, where applicable	\$222.50	R	X	\$222.50
IS.1.1	Printout Paper- Per 100 pages	Plus Fee IS.1	\$77.40	R	X	\$77.40
IS.1.2	Information provided- Per CD Rom	Plus Fee IS.1	\$2.90	R	X	\$2.90
WEB SERVICES - RELATED ORGANISATIONS						
Proposed New Fee	Mini Site Project Establishment	Minimum fee of \$1,500.00 applies		R	Y	POA
Proposed New Fee	Hourly Rate for Mini Site Project Establishment	Per hour or part thereof (Min \$130.50) Minimum fee \$1,500.00 Minimum fee of \$1,000.00 per annum applies		R	Y	POA
Proposed New Fee	Mini Site Hosting	Price negotiable dependent on size of site (e.g. amount of disk storage space required) Per annum		R	Y	POA
Proposed New Fee	Web Development/Consultancy/Support	Per hour or part thereof (Min \$130.50)		R	Y	POA

