



Waste Management Facility

Fees and Services effective 1 July 2018

Free Materials - (separated loads only)

- Car batteries (lead acid)
- Paper and cardboard (unwaxed)
- Scrap metal (Excluding cars and gas bottles/tanks)
- Kerbside recycling materials
- TVs and computers (residential only)
- Sump oil (to be poured into the holding tank)

Prohibited Materials

- Paints, liquids, chemicals
- Compressed fibre sheeting
- Cement fibre reinforced products
- Asbestos and products containing asbestos
- Fibre cement sheeting
- Fibro (of any kind - old or new)
- Other (as designated by Council)

Any load containing or suspected of containing prohibited materials, will be directed to leave the facility, without unloading any materials.

Asbestos

Asbestos is not accepted at the Waste Management Facility.

For more information on the safe disposal of asbestos, see *Safely disposing of asbestos waste in your home* at www.environment.nsw.gov.au

How to use this facility

All vehicles must enter and exit the Facility via the weighbridge.

Closed circuit television records images of all vehicles entering and exiting the site and stores these images along with vehicle and transaction information.

Charges are set according to weight and waste type.

You must declare the contents of your load and follow directions given to you to separate and deposit your waste in the specified areas. The type of materials you are disposing will determine which areas of the Facility you should go to.

Council staff will give you a 'Reweight Card' before leaving the weighbridge – keep this card safe while on site. A lost card fee of \$55 applies.

After you have disposed of your waste, follow the signs to the exit point where you will drive onto the exit weighbridge (when the light is green).

Return the Reweight Card to the weighbridge operator. The exit weight of the vehicle is automatically deducted from the entry weight and the relevant charges calculated.

Payment Options

In Person only

Cash, EFTPOS, MasterCard and VISA.

All loads are pay as you go, including multiple loads.

Please call (02) 4560 4444 for further information.

Lost Reweight Cards will result in a \$55.00 charge at the point of exit.

Safety

Safety instructions are for the protection of everybody and must be followed at all times.

While on site, we ask that you:



Adhere to speed limits



Wear enclosed footwear



Not smoke



Keep children and pets inside vehicles



Place your waste in marked areas



Take care unloading

No tip-over axle trailers are permitted on landfill sites.

Please:

- ensure that your vehicle is on level ground before tipping
- close the rear doors of vehicles and lower hoists before leaving the tipping area.

Unloading assistance

Council can provide assistance for elderly customers or customers with a disability who need help in unloading their vehicles.

To arrange for assistance, please call the weighbridge before arrival on (02) 4560 4444.

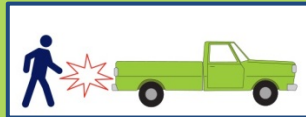
Manual unloading of waste

Disposal areas may present a fall hazard. Please read these instructions carefully before using the Waste Management Facility.

Follow staff instructions



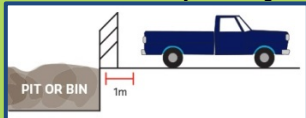
Look out for other vehicles



DO NOT climb or stand on fence



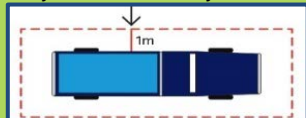
Park one metre from any unloading area



DO NOT climb or stand on vehicle



Stay within one metre of your vehicle



Limited access - saving landfill for locals

The Hawkesbury City Waste Management Facility receives domestic and select other waste from within the Hawkesbury Local Government Area only.

The Facility is open to eligible persons with Proof of Residency. Your current drivers licence is acceptable for domestic materials from your home address.

Commercial Customers or persons bringing materials from properties other than their own address will need a current Hawkesbury Council Rates Notice to access the facility.

Persons without the required documentation will be denied entry.

Contact Us

Open: Monday to Sunday: 8:00am – 4:00pm
All vehicles must be off site by 4:30pm
Closed all public holidays

Entry restrictions may apply after heavy rain. Please contact the weighbridge for further information.

Address: The Driftway, South Windsor
Phone: The Weighbridge: (02) 4560 4444



Prices include the NSW Waste Levy of \$141.20 per tonne

General (domestic) Waste - mixed loads containing no recyclable materials	
Up to 20kg	\$15
More than 20kg	\$15 base charge + \$275 (per tonne) (\$26 minimum)
General (domestic) Waste - mixed loads containing recyclable materials	
Up to 20kg	\$64
More than 20kg	\$64 base charge + \$425 (per tonne) (\$81 minimum)
Building/Construction/Demolition/Renovation Wastes	
Up to 20kg	\$15
More than 20kg	\$15 base charge + \$425 (per tonne) (\$32 minimum)
Bricks and concrete (separated loads only)	\$182 per tonne (\$35 minimum) up to 180kg
Timber waste	
Up to 20kg	\$15
More than 20kg	\$15 base charge + \$425 per tonne (\$32 minimum)
Vegetation – (dedicated 100% Greenwaste loads)	
Note: Excludes palm trees and fronds, bamboo, weeds, root balls and other non-mulchable garden organics.	
Less than 300mm diameter and 1.5m length	\$143 (per tonne) (\$10 minimum)
300mm diameter or greater than 1.5m length	\$193 (per tonne) (\$10 minimum)
Difficult to handle or special waste	
Waste requiring separate/supervised burial	\$56 base charge + \$425 (per tonne) (\$124 minimum)
Polystyrene or Insulation >25% of volume in any load (expanded plastics or synthetic mineral fibre)	\$208 base charge + \$513 (per tonne)
Other materials	
Small animals cat, dog, sheep, goat etc.	\$32 (per animal)
Large animals horse, cow, etc.	\$35 base charge + \$321 (per tonne)
Mattresses (single)	\$29 (each)
(double or larger)	\$34 (each)
Tyres (motorbike/passenger car or smaller only)	
On rim (per tyre on rim, with a maximum of five tyres per load)	\$12 (each)
De-rimmed (per tyre de-rimmed, with a maximum of five tyres per load)	\$9 (each)
LPG gas bottles (up to 9kg only)	\$10 (each)
Plastic drums 5L and above	\$1 (each)
Sale of goods	
<i>Loading times 10am – 3pm. Tarp or similar required to cover load</i>	
Soil conditioner (when available)	\$15 (per tonne) (\$15 minimum)
Lost Weighbridge Card	
Non-refundable	\$55



This document contains important information.
If you do not understand it, contact the
Telephone Interpreter Service on 131 450.



Hawkesbury City Council

Address: 366 George Street
Windsor NSW 2756
Mailing Address: PO Box 146
WINDSOR NSW 2756
Phone: (02) 4560 4444
Fax: (02) 4587 7740
Email: council@hawkesbury.nsw.gov.au
Council Website: www.hawkesbury.nsw.gov.au
Office Hours: Monday to Friday 8:30am-5pm

June 2018