



Hawkesbury City Council

attachment 2  
to  
item 112

Hawkesbury City Council 2020/2021  
Operational Plan

date of meeting: 30 June 2020  
location: audio-visual link  
time: 6:30 p.m.



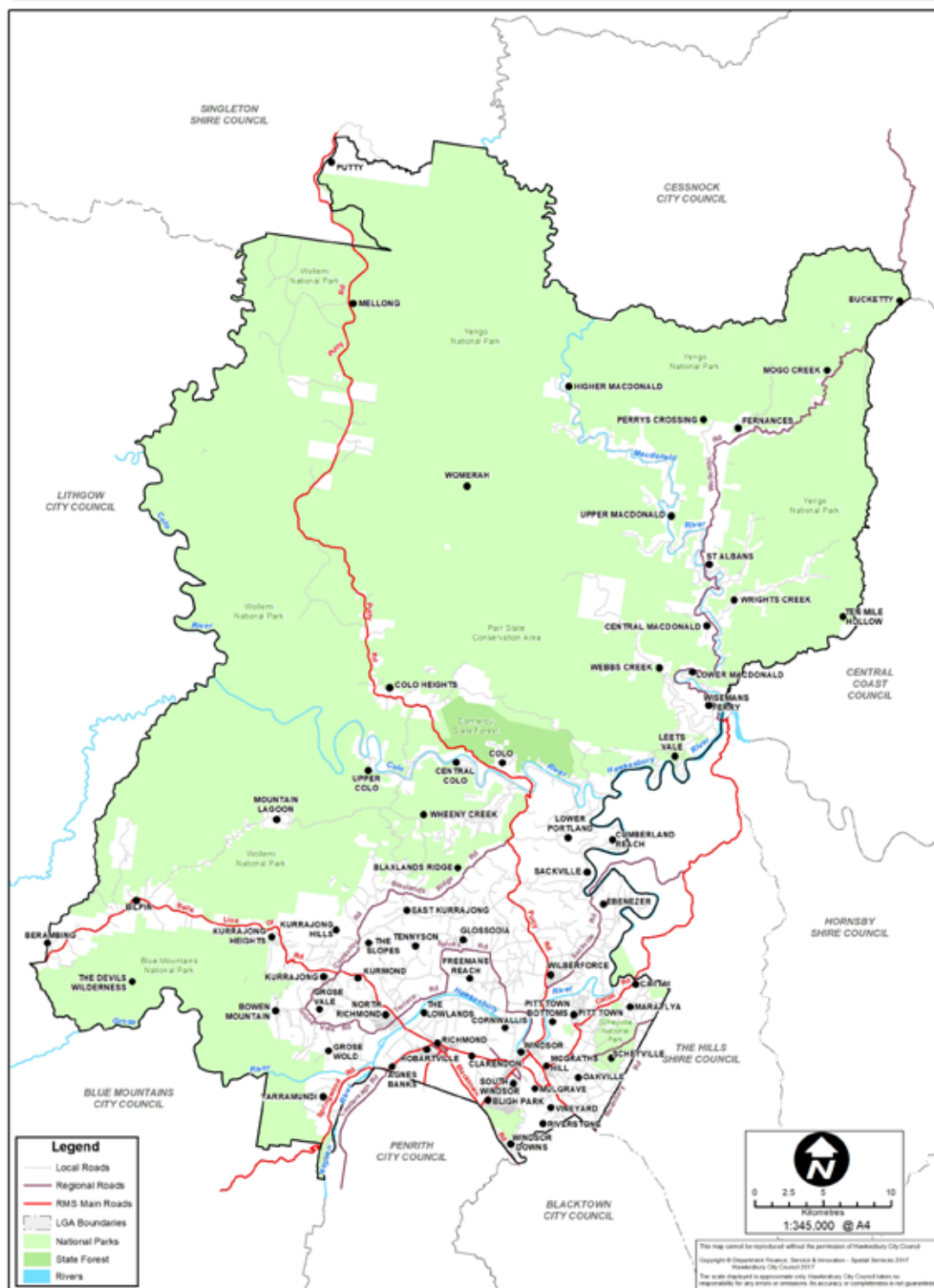
# OPERATIONAL PLAN 2020–2021





# HAWKESBURY CITY COUNCIL

Website: [www.hawkesbury.nsw.gov.au](http://www.hawkesbury.nsw.gov.au)  
Email: [council@hawkesbury.nsw.gov.au](mailto:council@hawkesbury.nsw.gov.au)  
Hours: Monday to Friday 8.30am – 5pm  
Phone: (02) 4560 4444



This document contains important information. If you do not understand it, contact the Telephone Interpreter Service on **131 450**.



## Hawkesbury City Council

366 George Street  
Windsor NSW 2756

## Mailing Address

PO Box 146  
Windsor NSW 2756

**Phone:** (02) 4560 4444

**Fax:** (02) 4587 7740

**Email:** [council@hawkesbury.nsw.gov.au](mailto:council@hawkesbury.nsw.gov.au)

[www.hawkesbury.nsw.gov.au](http://www.hawkesbury.nsw.gov.au)

Office Hours Monday to Friday 8.30am – 5pm

# Contents

<b>A message from Our Councillors</b>	<b>4</b>
Acknowledgement of Country	5
Our Vision	6
Our Mission	6
Our Values	6
Our Current Situation	7
<b>Integrated Planning and Reporting Framework</b>	<b>9</b>
Planning for a sustainable future	9
The process	9
Why	9
How the framework links works and links to other plans	9
Community Strategic Plan	10
Resourcing Strategy	10
Delivery Program	11
Operational Plan	11
Annual Report	11
What has Council done in response to this framework?	11
<b>A Snapshot</b>	<b>12</b>
Major Works and Highlights	12
<b>Our Budget</b>	<b>15</b>
How Council will spend every \$100	15
From every \$100, how Council will fund this	15
<b>Operational Plan 2020/2021</b>	<b>16</b>
<b>Summary of Major Functions</b>	<b>41</b>
<b>Strategic Initiatives</b>	<b>43</b>
Program Highlights	43
<b>2020/2021 Estimates of Income and Expenditure</b>	<b>44</b>
Financial Sustainability	44
Income Statement – Consolidated	46
Glossary of Terms	47
Summary of Expenditure	48
Capital Works Program	48
<b>2020/2021 Revenue Policy</b>	<b>52</b>
Revenue Policy	52
Types of Revenue	52
Rates and Charges	52
Revenue Policy – Rating	52
Fees and Charges	58
<b>2020/2021 Fees and Charges</b>	<b>61</b>
Table of Contents	61



## A message from Our Councillors

Council is pleased to present the **2020/2021 Operational Plan**.

The Plan shows Council's key services, projects, initiative and actions under the five Focus Areas outlined in our long term Community Strategic Plan, *"The Hawkesbury 2036... It's Our Future"*.

This Operational Plan represents the fourth and final year of Council's commitment to implementing its Delivery Program for 2017-2021. It outlines specific details of the projects and activities that will be undertaken in the coming financial year.

Major Operational Plan Highlights for 2020/2021 include:

- Building improvements (\$1.6M)
- Parks, Recreation Facilities and Amenities Improvements (\$3.3M)
- Road Rehabilitation and Upgrades (\$8.0M)
- Stormwater Drainage Improvement Program (\$1.7M)
- Enhanced Pedestrian Safety and Accessibility (\$0.7M)
- Road Surface renewals (\$2.0M)
- Sealing of Gravel Roads (\$2.5M)

We are working closely with our executive team to ensure the successful implementation of this Operational Plan. As in previous years, we will report back to our community via the Progress Report: July-December and the Annual Report on what has been achieved during this year.

Our continued commitment to the Hawkesbury Community is to deliver on the actions contained within the 2020/2021 Operational Plan and to keep you informed of this progress.

We look forward to delivering these actions for the Hawkesbury Community.



**Front Row:** (L-R) Councillor Tiffany Tree, Councillor John Ross, Councillor Amanda Kotlash, Councillor Mary Lyons-Buckett (Deputy Mayor), Councillor Peter Reynolds, Councillor Danielle Wheeler.

**Back Row:** (L-R) Councillor Sarah Richards, Councillor Patrick Conolly, Councillor Barry Calvert (Mayor), Councillor Paul Rasmussen, Councillor Emma-Jane Garrow, Councillor Nathan Zamprogno.

## Acknowledgement of Country

Hawkesbury City Council acknowledges the Darug and Darkinjung people as the Traditional custodians of the land of the Hawkesbury. We pay respect to all Elders, past, present and emerging and acknowledge all Aboriginal and Torres Strait Islander peoples as the first peoples of this Country.



Hawkesbury City Council's vision, mission and values respond to our community's aspirations for the future.

## Our Vision

We see the Hawkesbury as a vibrant and collaborative community living in harmony with our history and environment, whilst valuing our diversity, striving for innovation, a strong economy and retaining our lifestyle and identity.

## Our Mission

Hawkesbury City Council leading and working with our community to create a healthy and resilient future.

## Our Values

Hawkesbury City Council is a professional, friendly and ethical organisation that consults with, and listens to the community. In our daily activities we embrace the following values, and aim to deliver on these in an effective and efficient manner.



### PROFESSIONAL

- We set clear goals, measure results and seek to improve
- We are sustainable
- We are resilient



### ETHICAL

- We behave with integrity
- We keep our commitments and deliver
- We make fair and consistent decisions



### ENGAGING

- We value open and clear communication
- We listen to the contribution of every individual
- We value differences in people and their perspectives



### COLLABORATIVE

- We work together
- We are cooperative
- We share our ideas and talents



## Our Current Situation

The Hawkesbury City Council 2020/2021 Draft Operational Plan is year four of the 2017–2021 Delivery Program. It details the projects, programs and activities proposed to be undertaken during the period 1 July 2020 and 30 June 2021.

During the initial development of the 2020/2021 Draft Operational Plan, our community saw the Gospers Mountain and Grose Valley fires and major flooding, which impacted residents, businesses and workers. In response Council progressively widened the organisation's focus to incorporate actions to assist and support the recovery of the Hawkesbury community from these natural disasters. This change was reflected in earlier versions of the 2020/2021 Draft Operational Plan.

The Plan also accounted for the then prevailing economic conditions, including:

- An ongoing trend of reduced income associated with development related activities
- Progressively increasing construction costs – in response to the quantum of infrastructure spending that has and continues to occur along the eastern seaboard of Australia

The earlier version of the Draft Operational Plan was also underpinned by Council's achievement of all Fit for the Future targets prescribed by the NSW State Government.

However, while finalising the Draft Operational Plan, the world was enveloped by the Coronavirus (COVID-19) pandemic. The pandemic instantly had unparalleled impacts on the wider economy together with a major impact on the various face to face services and activities delivered by Council.

### *The safety of our community, customers and employees is our top priority*

Council takes advice on all public health matters from the state and federal health departments and complies with restrictions announced by the National Cabinet of the Prime Minister, State Premiers and Territory Chief Ministers.

Hawkesbury City Council quickly implemented measures to comply with those restrictions by:

- continuing to deliver essential services such as capital works projects and waste collection with changes to protect our employees and minimise impact to the community
- transitioning other services to new delivery methods to ensure ongoing community safety, such as offering story time online
- closing our customer service centre, museum, gallery, libraries, community centres, aquatic and fitness centres, playgrounds, basketball courts, indoor stadium, fitness stations and interactive water features in parks
- cancelling or postponing all Hawkesbury City Council-run events
- moving all Committee and Council meetings to video conferencing, whilst ensuring appropriate community participation
- adopting our own precautionary measures to protect members of the community, our volunteers and our employees

Council also initiated a review of its Hardship Policy.

At the same time, the NSW State Government has:

- Acknowledged these unprecedented times, understanding that all councils are facing additional expenses, significant reductions in revenue and challenges in ensuring the ongoing delivery of important community services
- Noted that council's will have to continue to make sound financial decisions in response to the COVID-19 pandemic, based on financial management strategies that are flexible and adaptable
- Provided councils with the discretion to not necessarily demonstrate full compliance with financial Fit for the Future benchmarks during this time.

### ***What this means for The Hawkesbury City Council 2020/2021 Draft Operational Plan***

**Our employees monitor and respond to the global Coronavirus (COVID-19) pandemic daily.** The nature of the pandemic poses great uncertainty about the duration of restrictions and long-term impacts.

What this means for Hawkesbury City Council is that while we must maintain essential services and progress priority projects and actions, we must also be flexible enough to adapt not only to potential further restrictions but also any opportunities that may arise.

While the mode of delivery of various planned events, community forums or other activities may change, Council is committed to delivering its plan to the community. The organisation will regularly update Council on variations to planned activities and projects and keep our community informed.

Council is committed to pursuing opportunities that will aid in supporting the local economy and also improve infrastructure for our community to enjoy on the other side of the pandemic. This includes:

- reviewing our capital and maintenance project plans where possible to engage local businesses
- monitoring announcements of any State or Federal Government funding as their response to supporting communities
- evolving our service delivery, using technology where possible

### ***How has this impacted The Hawkesbury City Council 2020/2021 Budget?***

As outlined above, Council has incorporated the projected impacts of COVID-19 into the Draft 2020/2021 Budget resulting in a \$4.2M reduction in income as a result of facility closures, provision of rental assistance, the slow-down of housing development, implementation of additional hardship support, inspections associated with businesses closed for social distancing purposes and the general economic down-turn.

Despite this, Council has been able to achieve the following for the 2020/2021 Operational Plan:

- Kept the renewal and upgrade of community assets the same
- Kept the maintenance of community assets the same
- Balanced the budget, without external borrowing
- No further increases to the Annual Fees and Charges since the initial development of the Operational Plan
- Kept staff gainfully employed
- Included provisions to provide financial assistance for hardship
- Included rental assistance for commercial tenants

We invite you to read the detail of the proposed projects and actions in the Hawkesbury City Council 2020/2021 Draft Operational Plan.

# Integrated Planning and Reporting Framework

## Planning for a sustainable future

### The process

The Hawkesbury Community Strategic Plan (CSP) was originally adopted by Council in 2009 and reviewed in 2017. The review of the Community Strategic Plan was supported by a Community Engagement Strategy. This latest review of the Community Strategic Plan provided a unique opportunity to review the overarching vision and strategy for the Hawkesbury to ensure it reflects the community's aspirations, and that the strategies are measurable.

In reviewing the CSP, Council and the community considered:

- Where are we now?
- Where do we want to go?
- How will we get there?
- How will we know when we get there?

### Why

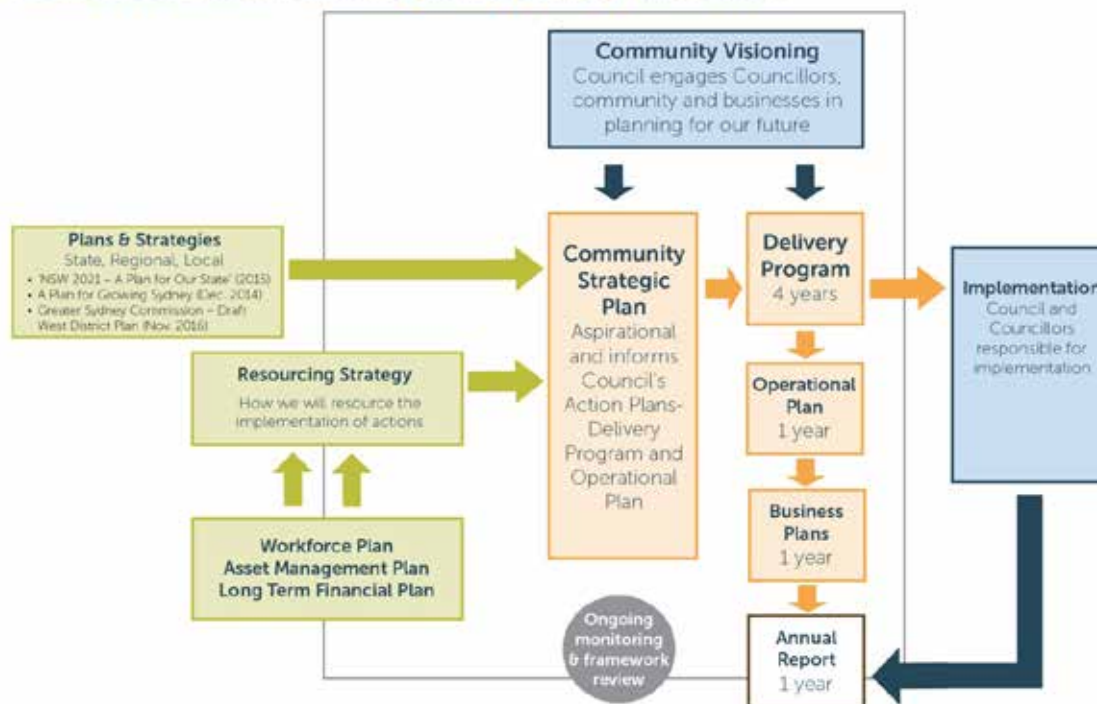
The Community Strategic Plan sits above all other Council Plans and Policies. Its purpose is to identify the Hawkesbury community's priorities and aspirations for the future. The strategies within it should take into consideration the issues and pressures that affect the community and the level of resources realistically available. Given this, the significance of the Community Strategic Plan to the community, and to Council, is of the highest order and ensuring that it is fully reflective of the Hawkesbury community's aspirations is viewed as critical.

Legislation requires that each newly elected Council must review their respective Community Strategic Plan and develop a new Delivery Program by 30 June in the year following the local government elections (i.e. 30 June 2017).

### How the framework links works and links to other plans

The Integrated Planning and Reporting Framework requires all local authorities in NSW to produce a Community Strategic Plan with a minimum timeframe of 10 years which is based on aspirations rather than actions. All subsequent Plans and Policies that outline Council's actions stem from the Community Strategic Plan including the Resourcing Strategy, a Delivery Program with a timeframe of four years (term of the Council), an annual Operational Plan, and an Annual Report. The following diagram, adapted from the Integrated Planning and Reporting Manual shows the structure and interrelated nature and linkages of plans in the Integrated Planning and Reporting Framework.

## Local Government Planning and Reporting Framework



## Community Strategic Plan

The Community Strategic Plan is the highest level plan that a council will prepare. It is a long term plan that identifies the main priorities and aspirations for the future of the local government area. The Community Strategic Plan establishes the strategic objectives together with strategies for achieving those objectives.

The Community Strategic Plan is to:

- address civic leadership, social, environmental and economic issues in an integrated manner
- be based on social justice principles of equity, access, participation and rights
- be adequately informed by relevant information relating to civic leadership, social, environmental and economic issues
- be developed having due regard to the State government's State Plan and other relevant State and regional plans of the State government.

While Council has a custodial role in initiating, preparing and maintaining the Community Strategic Plan on behalf of the Hawkesbury local government area, it is not wholly responsible for its implementation. Other partners, such as State agencies and community groups may also be engaged in delivering the long term objectives of the plan.

## Resourcing Strategy

The Community Strategic Plan provides a vehicle for expressing long-term community aspirations. However, these will not be achieved without sufficient resources (i.e. time, money, assets and people) to actually carry them out.

The Resourcing Strategy consists of three components:

- Long Term Financial Planning
- Workforce Management Planning
- Asset Management Planning.



The Resourcing Strategy is the point where Council assists the community by sorting out who is responsible for what, in terms of the issues identified in the Community Strategic Plan. Some issues will clearly be the responsibility of Council, some will be the responsibility of other levels of government and some will rely on input from community groups or individuals. The Resourcing Strategy focuses in detail on matters that are the responsibility of the Council and looks more generally at matters that are the responsibility of others.

## Delivery Program

The Delivery Program details the principal activities to be undertaken by Council over a four year period to implement the strategies established by the Community Strategic Plan within the resources available under the Resourcing Strategy.

The Council must establish a new Delivery Program after each ordinary election of Councillors to cover the principal activities of the Council for the four year period commencing on 1 July following an ordinary election.

The General Manager must ensure that regular progress reports are provided to the Council, reporting its progress with respect to the principal activities detailed in its Delivery Program. Progress reports must be provided at least every six months.

## Operational Plan

The Operational Plan spells out the details of the Delivery Program by identifying the projects, programs and the activities to be engaged in by Council during the year to achieve the commitments made in the Delivery Program.

The Operational Plan includes Council's Statement of the Revenue Policy for the year covered by the Operational Plan.

## Annual Report

The Annual Report is one of the key points of accountability between Council and the community.

The Annual Report focuses on Council's implementation of the Delivery Program and Operational Plan. The report also includes some information that is prescribed by the Local Government (General) Regulation 2005. This information has been included in the Regulation because the State Government believes that it is important for community members to know about it, to help their understanding of how Council has been performing both as a business entity and a community leader.

## What has Council done in response to this framework?

In October 2016, Council resolved to implement a Community Engagement Strategy to inform the development of the Community Strategic Plan. The primary objectives of the Strategy were to:

1. document community needs, issues and priorities
2. clarify community priorities and expectation for the future
3. validate future priorities.

The new Council elected in September 2016 had an opportunity to review the Community Strategic Plan and as a result a new Community Engagement Strategy was adopted by Council for this purpose.

On 28 March 2017 Council adopted the new Hawkesbury Community Strategic Plan 2017–2036 after extensive community engagement.

After further community consultation, the new 4 year Delivery Program 2017–2021, Resourcing Strategy 2017–2021 and the 2017/2018 Operational Plan was adopted by Council on 13 April 2017.

# A Snapshot

## Major Works and Highlights

### ***Building Improvements – \$1.6M***

- Accessibility Improvements
- Brinsley Park Kiosk and Store
- Childcare Centres
- Glossodia Pony Club
- Glossodia Shopping Centre
- Howes House
- North Richmond Park Amenities
- Richmond Branch Library
- St Albans Park Amenities
- Tamplin Field Amenities
- Thompson Square Alfresco Dining Area
- Wilberforce School of Arts



### ***Parks, Recreation Facilities & Amenities Improvements – \$3.3M***

- Bensons Lane Sporting Complex
- Blaxland Crown Reserve
- Bligh Park Crown Reserve
- Colbee Park
- Colo Heights Reserve
- Colonial Reserve
- Deerubbin Park
- Freemans Reach Tennis Courts
- Governor Phillip Park
- Ham Common
- Hawkesbury Oasis Aquatic Centre
- Maraylya Park
- McMahon Park
- Richmond Lawn Cemetery
- North Richmond Park
- Richmond Pool
- Windsor Mall



### ***Sealing of Gravel Roads – \$2.5M***

- Grandview Lane, Bowen Mountain
- Greens Road, Lower Portland
- Reedy Road, Maraylya

### Road Rehabilitation and Upgrades – \$8.0M

- Ashton Road, Grose Wold
- Bourke Street, Richmond
- Brabyn Street, Windsor
- Bull Ridge Road, East Kurrajong
- Dickson Lane, South Windsor
- Eather Lane, South Windsor
- Francis Street, Richmond
- Freemans Reach Road, Freemans Reach
- Grandview Lane, Bowen Mountain
- Greggs Road, Kurrajong
- Ham Street, South Windsor
- King Road, Wilberforce
- Kurmond Road, Freemans Reach
- Kurmond Road, North Richmond
- Mawson Place, Pitt Town
- Mileham Street, South Windsor
- Pebbly Hill Road, Maraylya
- Railway Road North, Mulgrave
- Riverview Street, North Richmond
- Ross Street, Windsor
- Scheyville Road, Oakville
- Spinks Road, Glossodia
- The Driftway, South Windsor



### Road Surface Renewals – \$2.0M

- |                   |                     |
|-------------------|---------------------|
| • Bligh Park      | • Maraylya          |
| • Clarendon       | • Mulgrave          |
| • Cornwallis      | • North Richmond    |
| • Ebenezer        | • Oakville          |
| • Freemans Reach  | • Pitt Town         |
| • Glossodia       | • Pitt Town Bottoms |
| • Grose Vale      | • Richmond          |
| • Grose Wold      | • South Windsor     |
| • Hobartville     | • Upper Colo        |
| • Kurrajong       | • Vineyard          |
| • Kurrajong Hills | • Windsor           |
| • Lower Macdonald | • Windsor Downs     |
| • Lower Portland  |                     |





### ***Enhanced Pedestrian Safety and Accessibility – \$0.7M***

- Arkell Drive, Bligh Park
- Castlereagh Road, North Richmond
- Cox Street, South Windsor
- Dorothy Street, Freemans Reach
- Harpur Crescent, South Windsor
- Jersey Street, Richmond
- Leila Avenue, Freemans Reach
- Pitt Street, Richmond



### ***Stormwater Drainage Improvement Program – \$1.7M***

- Bowen Mountain / Carters Road, Grose Vale
- Brennans Dam Road, Vineyard
- Ian Street, Glossodia
- Rifle Range Road, Bligh Park



### ***Other***

- Unsealed Road Renewals – \$0.2M
- Extension of Cycleways between Bligh Park and South Windsor – \$0.4M
- New Drainage and Road Infrastructure at Vineyard – \$7.8M
- Contribution to Hawkesbury Sports Council – \$1.3M
- Contribution to Emergency Services – \$1.8M
- Purchase of Library Resources – \$0.3M
- Construction of new Waste Management Cell – \$1.9M
- Holding and sponsorship of Events – \$0.3M
- Tree Management and Renewal Program – \$0.2M

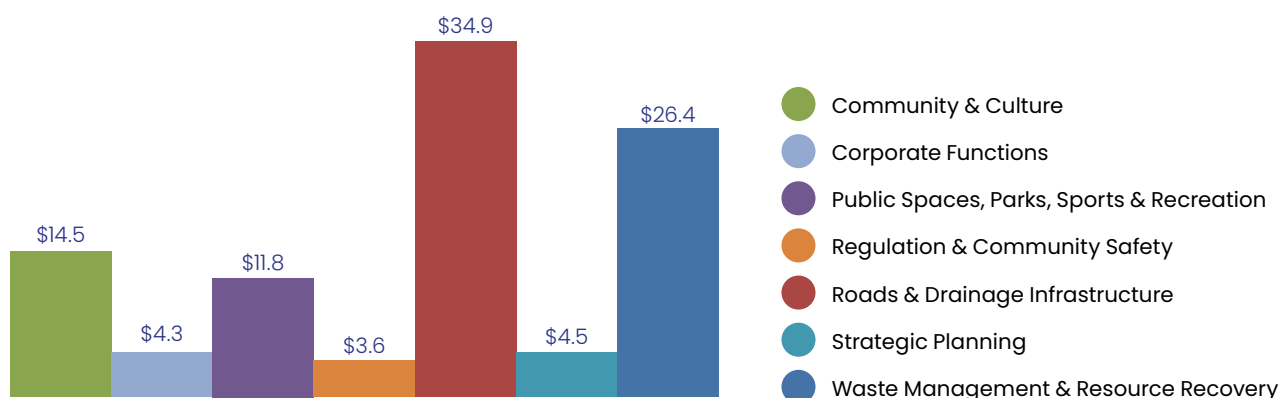




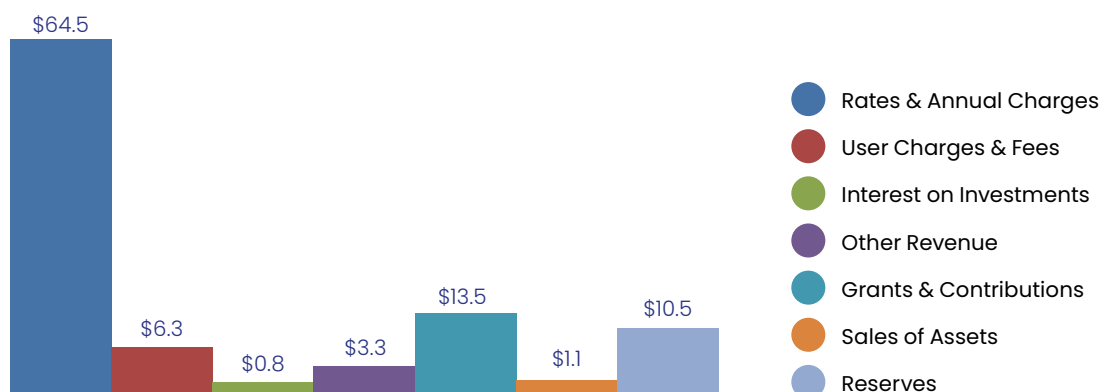
## Our Budget

Where does the money come from?	\$Million	Where does Council spend our money?	\$Million
Rates and Annual Charges	66.9	Community and Culture	15.0
User Charges and Fees	6.5	Corporate Functions	4.5
Interest on Investments	0.8	Public Spaces, Parks, Sports and Recreation	12.2
Other Revenue	3.4	Regulation and Community Safety	3.7
Grants and Contributions	14.0	Road and Drainage Infrastructure	36.2
Sale of Assets	1.1	Strategic Planning	4.7
Internal Reserves (Net)	10.9	Waste Management & Resource Recovery	27.3
<b>TOTAL</b>	<b>103.6</b>	<b>TOTAL</b>	<b>103.6</b>

## How Council will spend every \$100



## From every \$100, how Council will fund this



# Operational Plan 2020/2021

1. Our Leadership	Delivery Program Activity	2020/2021 Operational Plan Action	Responsibility
<b>1.1: Local leadership and effective governance – Provide representative, responsive accountable governance</b>			
<b>1.1.1: Council's elected leaders will actively connect and collaborate with the community.</b>	Achieve an increased community awareness of Council's elected leader's roles and responsibilities	Develop and implement a program for regular engagement for Councillors with the community within distinct geographic areas across the Hawkesbury.	Corporate Communications
<b>1.2: Communication and engagement – Encourage an informed community and enable meaningful engagement</b>			
<b>1.2.1: Provide open and clear lines of communication with the community that use the most current forms of digital technology.</b>	Provide a diverse range of opportunities for the community to be involved and engaged, seeking to achieve this through adherence to the International Association Public Participation principles	Implement priority actions in the Digital Communication Strategy, including: <ul style="list-style-type: none"> <li>Expanding the customer service approach to online services</li> </ul>	Corporate Communications
		Launch Council's updated website and track usability for ongoing improvement	Information Services
<b>1.2.2: Council's communication will be enhanced to ensure community awareness and understanding of the role Council plays in everyday life in the Hawkesbury</b>	Develop and implement community engagement programs	Continue to annually engage with the community about Council's roles and function through a range of mediums	Corporate Communications
<b>1.2.3: Provide quality customer service to the community.</b>	Implement Council's Customer Service Improvement Strategy to support the provision of reliable and responsive customer services	Implement recommendations from the 2020 Customer Service Standards and Complaints audit	Customer Service

1. Our Leadership	Delivery Program Activity	2020/2021 Operational Plan Action	Responsibility
<b>1.3: Financial Sustainability – Build strong financial sustainability for now and future generations</b>			
<b>1.3.1: In all of Council's strategies, plans and decision making there will be a strong focus on financial sustainability.</b>	Develop and implement strategies to deliver sustainable services and facilities	Informed by the annual Audit Program, pursue business process reviews, and where appropriate, implement outcomes of the review.	Executive Team
		Building on the reflections and learnings from our recent natural disasters, work with relevant stakeholders to review relevant council documents and develop strategies for; <ul style="list-style-type: none"> <li>Improving council's disaster and emergency response</li> <li>Building community capacity and resilience</li> <li>Developing mechanisms to direct financial support into the community</li> </ul>	Executive Team
	Identify and seek alternative income streams	Test the new Voluntary Planning Agreement policy and procedures for development contribution plans and Voluntary Planning Agreements with the Vineyard development project.	Development Services
<b>1.3.2: Meet the needs of the community now and into the future by managing Council's assets with a long-term focus.</b>	Develop and implement asset management strategies and plans to support sustainable service provision, in line with community expectations	Review Council's Long Term Asset Management Plan, in line with the long term financial plan, asset data and community feedback.	Executive Team
<b>1.4: Reinforcing and establishing effective strategic partnerships – Build strong relationships and shared responsibilities</b>			
<b>1.4.1: Foster positive relationships with all tiers of government and peak bodies to ensure a thorough understanding of the challenges and local requirements of the Hawkesbury.</b>	Positive relationships with all tiers of government and peak bodies are pursued to enable Council to advise on the challenges and requirements of the Hawkesbury	Engage with and provide advice to relevant government agencies and peak bodies.i.e. work with all levels of government via WSROC and City Deal through Planning Partnerships, Engineering Standards, and Liveability Grants.	City Planning
		Partner with the Western Sydney Investment Attraction Office on any economic development activities	City Design and Economic Development
		Continue to work with other metropolitan councils on the Resilient Sydney strategy (part of the global 100 Resilient Cities program) to develop plans to reduce the impacts of disasters and disruptions and realise opportunities in recovery.	Executive Team

1. Our Leadership	Delivery Program Activity	2020/2021 Operational Plan Action	Responsibility
<b>1.4.2: Achieve higher strategic capacity through strategic alliances and partnerships.</b>	Develop and maintain partnerships that facilitate management of resources and funding	Work with strategic partners to pursue objectives in relation to: • Planning	Strategic Planning
		Work with strategic partners to pursue objectives in relation to: • Asset Management	Infrastructure Services
		Work with strategic partners to pursue objectives in relation to: • Auditing	Executive Team
		Work with strategic partners to pursue objectives in relation to: • Employment	City Design and Economic Development
		Work with strategic partners to pursue objectives in relation to: • Environment and Sustainability	Strategic Planning
		Work with strategic partners to pursue objectives in relation to: • Leisure Centres	Parks and Recreation
		Work with strategic partners to pursue objectives in relation to: • Procurement	Financial Services
		Work with strategic partners to pursue objectives in relation to: • Risk Management	Corporate Services and Governance
		Work with strategic partners to pursue objectives in relation to: • The Western Parkland City	City Design and Economic Development
		Work with strategic partners to pursue objectives in relation to: • Tourism	Executive Team
		Work with strategic partners to pursue objectives in relation to: • Transport	Infrastructure Services
		Work with strategic partners to pursue objectives in relation to: • Waste Management	Waste Management



1. Our Leadership	Delivery Program Activity	2020/2021 Operational Plan Action	Responsibility
<b>1.5: Regulation and Compliance – Encourage a shared responsibility for effective local compliance</b>			
<b>1.5.1: Undertake Council initiatives within a clear and fair framework of strategic planning, policies, procedures and service standards as required under all regulatory frameworks.</b>	Comply with all statutory corporate planning and reporting requirements	In light of recent changes, implement an improved corporate planning process for the organisation. This includes streamlining the Business Plan and Integrated Planning and Reporting Framework process, while ensuring Office of Local Government's requirements are met	Corporate Planning and Performance
		Continue planning to achieve the payment of a Sewer Dividend over the next 3 years.	Waste Management
		Finalise the Dashboard of Compliance with Legislative Requirements.	Corporate Services & Governance
<b>1.5.2: Best practice, sustainability principles, accountability and good governance are incorporated in all activities undertaken by Council.</b>	Develop and implement best practice processes and reporting measures	Investigate customer service complaints and compliments in accordance with process and timeframes within Council's Complaints Policy.	Customer Service
		Implement Sustainability Strategy including best practice processes and reporting measures.	Strategic Planning
		Conduct audits in accordance with the Annual Audit Program and report progress in relation to Audit recommendations and agreed management actions.	Corporate Services and Governance

1. Our Leadership	Delivery Program Activity	2020/2021 Operational Plan Action	Responsibility
<b>1.6: Corporate Services – Support the operation of the organisation through the provision of effective and efficient corporate support services</b>			
<b>1.6.1: Council will seek to attract, develop and retain highly skilled staff and a highly capable workforce</b>	Implement strategies identified in Council's Workforce Management Plan	Continue the implementation of strategies as identified in Council's Workforce Management Plan, including: <ul style="list-style-type: none"> <li>- Equal Employment Opportunity (EEO) management plan implementation</li> <li>- Leadership Development</li> <li>- Workforce structure reviews to ensure best alignment for service delivery to the community</li> </ul>	Human Resources
<b>1.6.2: Council's workforce, systems and processes will support high performance and optimal service delivery for our community</b>	Council's workforce, systems and processes will support high performance and optimal service delivery for our community	Finalise Council's Information and Communication Technology (ICT) Strategy.	Information Services
		Participate in the development and implementation of the Digital Action Plan	Corporate Communications
		Continue an organisation-wide program of Business Improvement processes linked to Council's Fit for the Future Strategies and Customer Service Outcomes.	Executive Team

2. Our Community	Delivery Program Activity	2020/2021 Operational Plan Action	Responsibility
<b>2.1 : Community safety is improved – Enable a shared responsibility for community safety and disaster management</b>			
<b>2.1.1: Meet the needs of our community through effective flood, fire and other natural disaster management plans that promote the protection of life, property and infrastructure.</b>	Implement Council's Hawkesbury Floodplain Risk Management Plan	Review and Update the Hawkesbury Flood Risk Management Study and Plan 2012	Strategic Planning
		Undertake a Flood Risk Management Study and Plan for the MacDonald River, Colo River, Webbs and Greens Creek	Strategic Planning
	Implement Council's Natural Hazards Resilience Study	Implement priority actions from the interim Flood Policy through the Development Assessment process	Development Services
<b>2.1.2: Make the Hawkesbury a friendly place where people feel safe.</b>	Take action and develop partnerships to strengthen and achieve a safe and inclusive community	Implement Year 4 actions of the Hawkesbury Family and Domestic Violence Action Plan including holding White Ribbon events and establishing local partnerships to address key priorities, including funding for crisis accommodations, education programs and health services.	Community Services
		Deliver community safety projects and activities in conjunction with Hawkesbury Police Area Command to reduce crime and improve community safety.	Community Services
		Implement priority activities and campaigns in the Road Safety Action Plan including child restraint fitting program and speed reduction campaigns	Community Services
		Implement Year One actions of the Dementia Friendly Hawkesbury Plan including facilitation of a Dementia Expo and delivery of 'Dementia Friend' training to businesses and Council staff	Community Services

2. Our Community	Delivery Program Activity	2020/2021 Operational Plan Action	Responsibility
2.2: Participation in recreational and lifestyle activities is increased – Encourage and enable our community to participate in a healthy lifestyle			
2.2.1: Healthy, active ageing programs are promoted in partnership with government agencies and community organisations.	Resource the joint planning and provision of activities and programs which support healthy lifestyles	Pursue a local Memorandum of Understanding (MOU) with Nepean Blue Mountains Local Health District, Nepean Blue Mountains Primary Health Network and St. John of God Hawkesbury District Services.	Community Services
		Deliver health awareness and active lifestyle programs in partnership with the Hawkesbury District Health Service, YMCA NSW and other stakeholders, including programs for people with chronic health conditions and accessible sports and recreation initiatives.	Community Services
2.2.2: Encourage active participation in a range of sporting and recreational pursuits.	Implement the Hawkesbury Regional Open Space Strategy	Implement priority actions from the Hawkesbury Regional Open Space Strategy	Parks and Recreation
		Implement the Fernadell Master Plan and Management Plan.	Parks and Recreation
2.3: Community partnerships continue to evolve – Increase the range of local partnerships and plan for the future			
2.3.1: Encourage and facilitate community partnerships.	Provide financial and other support to assist community groups to build social capital through the sponsorship of community programs and events	Implement Community Sponsorship Program.	Community Services
2.3.2: Support and expand active volunteering	Support and resource active volunteerism within the community	Promote the Cultural Services Volunteer Program	Cultural Services
		Support Clean-up Australia Day volunteers.	Strategic Planning
		Support volunteer Bush Care groups.	Parks and Recreation
		Establish and Implement Civic Volunteer Program	Community Services
		Implement and review the annual program of tourism familiarisation tours for Museum volunteers.	Cultural Services



2. Our Community	Delivery Program Activity	2020/2021 Operational Plan Action	Responsibility
<b>2.3.3: Advocate and facilitate constructive and productive partnerships with residents, community groups and institutions.</b>	Advocate and facilitate constructive and productive partnerships with residents, community groups and institutions	Continue a review of third party relationships, building upon learning from initial reviews.	Corporate Services & Governance
		Provide corporate governance and financial services to delegated managing agents for Council's externally funded community services (Peppercorn Services Inc.)	Community Services
<b>2.3.4: Develop opportunities for active involvement of residents in the management of parks and public spaces in the Hawkesbury.</b>	Develop opportunities for active involvement of residents in the management of parks and public spaces in the Hawkesbury	Encourage community involvement in the development of plans for the management of parks, in particular: <ul style="list-style-type: none"> <li>• McMahon Park plan of management and master plan</li> <li>• All other parks plans of management</li> </ul>	Parks and Recreation
		Review parameters and goals of the Hawkesbury Sports Club in line with the Hawkesbury City Council Community Strategic Plan	Parks and Recreation

2. Our Community	Delivery Program Activity	2020/2021 Operational Plan Action	Responsibility
<b>2.4: Community wellbeing and local services – Build on a sense of community and wellbeing</b>			
<b>2.4.1: Work in partnership with government and community organisations to improve services and facilities for disadvantaged and vulnerable groups, and to build stronger and more cohesive communities.</b>	Advocate for the provision of affordable and accessible health care, housing, aged care, mental health, youth and family services and other community services	In relation to the 2019/2020 bushfires and in regards to health and wellbeing: <ul style="list-style-type: none"> <li>• facilitate community outreach, psychological and social support activities and services</li> <li>• building resilience and connection through community events and projects</li> </ul>	Community Services
		Participate on local, regional and State planning forums to advocate for the human service needs of the Hawkesbury, including those associated with the recent bushfires and floods.	Community Services
		Seek funding to implement community resilience and mental health programs in particular mental health outreach programs.	Community Services
		Subject to flooding and other constraints, implement the priority actions of the Affordable Housing Working Group, in conjunction with Council's Human Services Advisory Committee including partnerships to deliver affordable rental housing.	Community Services
		Develop response to rough sleepers plan	Community Services
<b>2.4.2: Provide flexible services that can adapt to changing community needs and service demands</b>	Undertake community consultation and engagement to understand community needs and service demands	Undertake community consultation and engagement to understand community needs and service demands.	Corporate Communications

2. Our Community	Delivery Program Activity	2020/2021 Operational Plan Action	Responsibility
<b>2.5: Cultural Development and Heritage – Encourage and support all residents to participate in all aspects of community, cultural and civic life</b>			
<b>2.5.1: Encourage and support all residents to participate in all aspects of community, cultural and civic life</b>	Work in partnership with government and non-government agencies to develop and deliver action plans for an inclusive community	Implement Year Four actions of Council's Disability Inclusion Access Plan including events that assist to develop positive attitudes towards people with disabilities, supporting volunteers and social groups and developing accessible local service directories	Community Services
	Resource the planning of activities and events which celebrate community and cultural diversity in conjunction with inter-agency organising committees.	Develop Youth Action Plan to understand the needs of young people and plan Hawkesbury's future with them	Community Services
	Provide a range of cultural and community programs and services, and civic events, that strengthen the capacity, well-being and cultural identity of our community	Adopt the Hawkesbury Cultural Development Plan for Library, Museum and Gallery	Cultural Services
		Provide financial and other support to community groups to plan and deliver community events and activities.	Community Services
<b>2.5.2: Provide community and cultural services through a range of affordable and accessible facilities.</b>	Provide a range of cultural and community programs and services that strengthen the capacity, well-being and cultural identity of our community	Work with PCYC NSW to progress planning for the design and delivery of a Police Community Youth Club for the Hawkesbury	Community Services
		Continue to update and maintain the online Library, museum and gallery collection catalogues and make them online accessible	Cultural Services

2. Our Community	Delivery Program Activity	2020/2021 Operational Plan Action	Responsibility
<b>2.5.3: Recognise, conserve and promote the area's history and heritage for current and future generations.</b>	Provide a range of history and cultural heritage programs and exhibitions	Provide Museum collection programs which celebrate our significant heritage and history and manage the Museum's history collection.	Cultural Services
		Recognise, conserve and promote the area's history and heritage for current and future generations	Cultural Services
	Review and implement Council's Heritage Strategy	Review and implement agreed priority actions of Council's Heritage Strategy.	Strategic Planning
		Review and implement agreed priority actions of Council's Heritage Strategy	Strategic Planning
	Through the Masterplanning processes for the revitalization of the Richmond and Windsor Town Centres provide opportunity to consider the recognition and promotion of the area's history and heritage	As part of the master planning for Richmond, Windsor and South Windsor, conduct an archaeological study of the South Windsor Presbyterian cemetery in Windsor Richmond and surrounding open space to inform the detailed design of the masterplan	City Design and Economic Development
	Provide a range of media to recognise and promote the area's history and heritage	Work with respective Committees to produce a range of media to promote the areas heritage.	Strategic Planning
		Expand the range of the Library Local Studies Fact Sheets and Museum exhibition Fact Sheets	Cultural Services

3. Our Environment	Delivery Program Activity	2020/2021 Operational Plan Action	Responsibility
<b>3.1: The natural environment is protected and enhanced – Value, protect and enhance our unique natural environment</b>			
<b>3.1.1: Encourage effective management and protection of our rivers, waterways, riparian land, surface and groundwaters, and natural eco-systems through local action and regional partnerships.</b>	Manage and protect our rivers, waterways, riparian land, surface and groundwaters, and natural eco-systems through local action and regional partnerships	Develop a 'whole of river' management plan with other Council's along the Hawkesbury river	Strategic Planning
		Implement the priority actions of the Upper Hawkesbury River Estuary Coastal Zone Management Plan.	Strategic Planning
<b>3.1.2: Act to protect and improve the natural environment including working with key agency partners</b>	Take action and engage with relevant government agencies and community groups to protect the natural environment	Actively manage onsite sewerage management systems effectively through the NSW Septic Safe Program	Environment and Regulatory Services
		Work with key agencies to investigate illegal land use activities such as the Natural Resource Access Regulator, Environmental Planning Authority and Department of Primary Industries to undertake investigations.	Environment and Regulatory Services
		Work with key stakeholders for the protection of the natural environment, including: <ul style="list-style-type: none"> <li>• Land Care</li> <li>• Greater Sydney Local Land Services</li> <li>• Penrith Council</li> <li>• Hawkesbury River Council</li> <li>• NSW Department of Planning, Industry and Environment</li> </ul>	Parks and Recreation

3. Our Environment	Delivery Program Activity	2020/2021 Operational Plan Action	Responsibility
<b>3.1.3: Minimise our community's impacts on habitat and biodiversity and protect areas of conservation value.</b>	Develop and implement programs that encourage the community to care for the natural environment	Grow endemic plants at the community nursery for parks, reserves, and Land-care groups.	Parks and Recreation
		In relation to the 2019/2020 bushfires and in regards to waste and environmental planning: <ul style="list-style-type: none"> <li>• Removing damaged trees on private property near dwellings, associated fences, outbuildings and vehicular access, or near other buildings such as farm buildings</li> <li>• Providing access to a planning consultant, waiving fees and contributions</li> <li>• Removing illegally dumped waste</li> </ul>	Executive Team
		Provide bush regeneration activities on riparian corridors and natural ecosystems within Council managed land.	Parks and Recreation
		Undertake necessary studies and strategy to prepare for the commencement of the Cumberland Plain Conservation Plan	Strategic Planning
		Implement priority actions of the Hawkesbury Ecological/Biodiversity Framework such as <ul style="list-style-type: none"> <li>• Update Council's GIS Mapping to reflect new mapping</li> <li>• Update legislative maps to reflect new mapping</li> </ul>	Strategic Planning
		Investigate alternative commercially viable and environmentally sound options for our community in relation to the pump out and collection of domestic sullage, and work together with the community to promote and implement any such alternative options.	Strategic Planning
<b>3.1.4: Use a range of compliance measures to protect the natural environment.</b>	Identify, investigate and resolve unauthorised and environmentally harmful development	Identify, investigate and resolve unauthorised and environmentally harmful development in accordance with Council's Compliance & Enforcement Policy.	Environment and Regulatory Services



3. Our Environment	Delivery Program Activity	2020/2021 Operational Plan Action	Responsibility
<b>3.2: To live sustainably and reduce our ecological footprint – Identify and make best use of our local resources and awareness of contribution to the environment</b>			
<b>3.2.1: Our community is informed and acts to reduce our ecological footprint.</b>	Develop and implement community sustainability programs	Review and implement Council's Waste Education Program.	Strategic Planning
<b>3.2.2: Alternative forms of energy are embraced throughout the Hawkesbury.</b>	Investigate and implement alternative energy forms where feasible	Implement renewable energy and energy efficient projects.	Building Services
<b>3.2.3: Become a carbon neutral Local Government Area.</b>	Investigate opportunities and take action to assist Council in becoming a carbon neutral organisation	Finalise and begin implementation of the Hawkesbury Sustainability Strategy.	Strategic Planning
		Work with Western Sydney Regional Organisation of Councils (WSROC) on projects specifically targeting Council's work towards becoming a carbon neutral organisation, including the: <ul style="list-style-type: none"> <li>• Energy program</li> <li>• Waste management program</li> <li>• Climate change program</li> <li>• Heat smart program</li> <li>• Development of urban heat clauses for the Local Environmental Plan and Development Control Plan</li> </ul>	Strategic Planning

3. Our Environment	Delivery Program Activity	2020/2021 Operational Plan Action	Responsibility
<b>3.3: We reduce, reuse and recycle – Identify ways for our community to reduce, reuse and recycle waste</b>			
<b>3.3.1: Develop and maintain active partnerships that will result in the innovative management of our community's waste, with an emphasis on resource recovery and waste minimisation.</b>	Finalise and commence implementation of a Waste Management Strategy	Commence implementing priority actions of the Waste Management Strategy.	Waste Management
<b>3.3.2: Undertake community education on best practice environmental sustainability and climate change issues.</b>	Develop and implement environmental sustainability and climate change education programs	Facilitate advice on request from tenants of Council leased buildings on caring for their environment and implementing sustainable practices.	Strategic Planning
<b>3.4: The sustainability of our environment is improved – Encourage and enable our community to make sustainable choices</b>			
<b>3.4.1: Work with businesses and tourism operators to promote good practice and sustainability principles.</b>	Undertake the industrial premises audit program	Undertake the industrial premises audit program targeting small and medium businesses that pose a significant risk to the environment.	Environment and Regulatory Services
	Undertake the inspection of regulated commercial premises in accordance with a risk based program	Conduct inspections of food shops, public swimming pools, skin penetration premises and cooling systems in accordance with legislative requirements and relevant Council Policies.	Environment and Regulatory Services
<b>3.4.2: Development is functional, attractive and sympathetic with the environment, and avoids unnecessary use of energy, water or other resources.</b>	Investigate opportunities and act to encourage development that is functional, attractive and sympathetic with the environment, and avoids unnecessary use of energy, water or other resources	Finalise the review of Hawkesbury Development Control Plan (DCP)	Strategic Planning
		Incorporate ecologically sustainable building and road construction practices into Council projects.	Construction and Maintenance

4. Our Assets	Delivery Program Activity	2020/2021 Operational Plan Action	Responsibility
<b>4.1: Transport infrastructure &amp; connections – Creating an integrated and well maintained transport system is an important local priority</b>			
<b>4.1.1: Our roads and other transport infrastructure will be planned and provided to ensure connected, efficient and safe movement for all modes of transport.</b>	Explore and implement solutions to traffic congestion on our major roads	Undertake a review of parking requirements and provisions in Windsor and Richmond, and implement solutions to address identified parking issues.	Environment and Regulatory Services
	Advocate for the provision of major transport services and linkages to improve transport connections within and external to the City	Utilise Council Traffic models to assess traffic impact of projects and planning proposals in the final stages of the comprehensive Traffic Study of the Hawkesbury.	Design and Mapping
		Work with NSW Roads and Maritime Services (RMS) and provide input on their projects such as the Richmond to North Richmond upgrade, Windsor Bridge, HCC Traffic Study and other projects as required.	Design and Mapping
		Advocate for the provision of major transport services and linkages to improve transport connections within and external to the Hawkesbury.	Strategic Planning
<b>4.1.2: Establish and maintain relationships with transport providers and other levels of government to improve and extend public transport services</b>	Establish and maintain relationships with transport providers and other levels of government to improve and extend public transport services	Work with Peppercorn Services Inc. and other providers to improve access to community transport services.	Community Services
<b>4.1.3: Have a comprehensive transport system of well maintained local and regional linkages that are financially and environmentally sustainable and respond to community safety, priorities and expectations.</b>	Undertake operational programs associated with construction and maintenance of roads and ancillary facilities	Works and activities are undertaken in accordance with the Capital Works Program and Operational Plan.	Infrastructure Services
<b>4.1.4: Provide mobility links throughout the City to connect our centres, parks and facilities.</b>	Review and implement the Hawkesbury Mobility Plan	Seek funding to prepare an Active Transport Plan for the Hawkesbury.	Construction and Maintenance
		Implement Council's road, footpath and cycleway program	Construction and Maintenance

4. Our Assets	Delivery Program Activity	2020/2021 Operational Plan Action	Responsibility
<b>4.2: Utilities – Facilitate the delivery of infrastructure through relevant agencies and Council’s own works</b>			
<b>4.2.1: Our community’s current and future utility infrastructure needs (water, sewer, waste, stormwater, gas, electricity and telecommunications) are identified and delivered.</b>	Design, construct, operate and maintain Council’s wastewater, stormwater and solid waste facilities to ensure efficient and effective best practices	Continue to explore opportunities to increase use of the recycled water system at the South Windsor Sewage Treatment Plant.	Waste Management
		Assist relevant government agencies to remedy existing utility infrastructure deficiencies and ensure the provision of necessary utility infrastructure for new development.	Infrastructure Services
		Plan for strategic Infrastructure requirements through the development of The Local Strategic Planning Statement.	Strategic Planning
<b>4.2.2: New development and infrastructure provision is aligned and meets community needs.</b>	Plan for the infrastructure needs of the community and identify infrastructure requirements for new development	Identify, seek funding, and enable the delivery of infrastructure associated with new development to meet community needs.	Strategic Planning
<b>4.3: Places &amp; Spaces – Provide the right places and spaces to serve our community</b>			
<b>4.3.1: Provide a variety of quality passive recreation spaces including river foreshores, parks, bushland reserves and civic spaces to enhance our community’s health and lifestyle</b>	Provide passive recreation opportunities in accordance with the Hawkesbury Regional Open Space Strategy	Quality passive recreational spaces are provided and enhanced.	Parks and Recreation
<b>4.3.2: Provide a variety of quality active recreation spaces including playgrounds, sporting fields, pool, stadium and multipurpose centres to enhance our community’s health and lifestyle</b>	Provide active recreation opportunities in accordance with the Hawkesbury Regional Open Space Strategy	Manage active recreational spaces in accordance with strategies and available resources.	Parks and Recreation

<b>4. Our Assets</b>	<b>Delivery Program Activity</b>	<b>2020/2021 Operational Plan Action</b>	<b>Responsibility</b>
<b>4.3.3: Provide a variety of quality shared spaces including meeting spaces accommodating public art, cultural and environmental amenity to enhance our community's health and lifestyle</b>	Provide sustainable support for community groups	Implement upgrades to activity spaces in Windsor Central Library	Cultural Services
	Prepare design briefs for redevelopment of community precincts and upgrade of community facilities	Finalise design brief for redevelopment of the North Richmond Community Precinct.	City Design and Economic Development
<b>4.3.4: Manage commercial spaces available for business and investment across the Hawkesbury's local centres.</b>	Seek to optimize occupancy rates for Council owned commercial properties	Seek to optimise occupancy rates and rental returns for Council owned commercial properties.	Corporate Property and Strategy
<b>4.3.5: Provision by Council of the administrative and commercial spaces on behalf of the community including the Council's Administrative Buildings, Local Libraries, Gallery, Museum and heritage buildings.</b>	Provide administrative and commercial spaces on behalf of the community	Review Library, Gallery and Museum spaces so that they evolve to attract a wide range of users.	Cultural Services
		Implement Council's building maintenance program	Building Services

5. Our Future	Delivery Program Activity	2020/2021 Operational Plan Action	Responsibility
<b>5.1: Strategic Planning Governance – Encourage informed planning, balanced growth and community engagement</b>			
<b>5.1.1: Council's planning is integrated and long term.</b>	Council's planning in consistent with the Office of Local Government's Integrated Planning and Reporting Framework	Ensure Council's planning in consistent with the Office of Local Government's Integrated Planning and reporting Framework.	Corporate Planning and Performance
<b>5.1.2: Council's decision making on all matters is transparent, accessible and accountable.</b>	Council meetings are held in accordance with the Code of Meeting Practice and Council resolutions are documented and available	Ensure compliance with Code of Meeting Practice	Corporate Services & Governance
		Process informal and formal requests for Council information and complete required reporting.	Corporate Services & Governance
<b>5.1.3: Council will continually review its service provision to ensure best possible outcomes for the community.</b>	Undertake community engagement relating to service level reviews	Conduct a community satisfaction survey for the Hawkesbury	Corporate Planning and Performance
<b>5.1.4: Encourage increased community participation in planning and policy development.</b>	Encourage increased community participation in planning and policy development	Undertake community engagement associated with planning and policy development in accordance with Council's Engagement Policy and/or legislative requirements.	Corporate Communications
<b>5.1.5: The needs of our community will be reflected in Local, State and Regional Plans.</b>	Advocate for the expressed needs of the Hawkesbury to be included in local, regional and State plans	Advocate for the expressed needs of the Hawkesbury to be included in local, regional and State plans.	Strategic Planning
<b>5.2: Management of Aboriginal and Non Aboriginal and the Built Environment – Value, protect and enhance our built environment as well as our relationship to Aboriginal and Non Aboriginal history</b>			
<b>5.2.1: Our planning and actions will ensure that Aboriginal and Non Aboriginal heritage are integral to our City.</b>	Review and implement Council's Heritage Strategy	Finalise the Hawkesbury Heritage Study, including the Aboriginal Cultural Heritage study.	Strategic Planning
		Continue the development of the Museum's grant funded Indigenous and endemic edible garden project, in partnership with Western Sydney University and the Merana Aboriginal Community Organisation for the Hawkesbury Inc.	Cultural Services



5. Our Future	Delivery Program Activity	2020/2021 Operational Plan Action	Responsibility
<b>5.2.2: Encourage and implement progressive urban design, sensitive to environment and heritage issues.</b>	Explore and implement progressive urban design, sensitive to environment and heritage issues	Review the Hawkesbury Local Environmental Plan and finalise Hawkesbury Development Control Plan	Strategic Planning
		Complete masterplan and public domain plans for town centre revitalisation of Richmond, Windsor and South Windsor, with consideration for heritage and environmental actions.	City Design and Economic Development
<b>5.2.3: Sympathetic adaptive and creative uses for heritage sites and buildings across the City will be encouraged and promoted.</b>	Encourage and promote sympathetic adaptive and creative uses of heritage sites and buildings	Review and amend the Hawkesbury Local Environmental Plan 2012 and Hawkesbury Development Control 2002 as required	Strategic Planning
<b>5.2.4: As a community, we will identify ways to become better connected with our Aboriginal people, their history and culture.</b>	Develop and implement a Reconciliation Action Plan	Implement year One actions of the Hawkesbury Reconciliation Action Plan.	Community Services
<b>5.3: Shaping our Growth – Respond proactively to planning and the development of local infrastructure</b>			
<b>5.3.1: Growth and change in the Hawkesbury will be identified, planned for and valued by the community.</b>	Prepare and implement necessary strategies to inform landuse, infrastructure and service plans	Implement the Local Strategic Planning Statement	Strategic Planning
		Commence implementation of the NSW State Government the ePlanning portal – the online system for lodgement of development applications	Development Services
<b>5.3.2: The diverse housing needs of our community will be met through research, active partnerships and planned development.</b>	Establish partnerships with developers and community housing providers	Building on the work of the Affordable Housing Working Party, investigate affordable rental housing opportunities and partnerships.	Strategic Planning
	In conjunction with regional stakeholders plan and implement a Regional Housing Strategy	Implement priority actions from the Draft Local Housing Strategy	Strategic Planning
<b>5.3.3: Plan for a balance of agriculture, natural environment and housing that delivers viable rural production and maintains rural character.</b>	Develop and implement a Rural and Resource Land Strategy	Implement priority actions from the Rural Lands Strategy.	Strategic Planning
	Prepare necessary strategies to inform landuse plans and education awareness programs based on a peri-urban context	Complete the Rural Landscape Character Assessment for all rural areas of the Hawkesbury.	Strategic Planning

5. Our Future	Delivery Program Activity	2020/2021 Operational Plan Action	Responsibility
<b>5.4: Celebrating our Rivers – Protect, enhance and celebrate our rivers</b>			
<b>5.4.1: Celebrate and use our rivers for a range of recreation, leisure, tourism and event activities.</b>	Implement the Hawkesbury Horizon Initiative	Continue to develop plans to attract business to the Hawkesbury, including plans for the Clarendon precinct	City Design and Economic Development
<b>5.4.2: Develop active partnerships and implement programs designed to improve the health of our rivers and river banks.</b>	Implement Council's Upper Hawkesbury River Estuary Coastal Zone Management Plan	Implement the priority actions of the Upper Hawkesbury River Estuary Coastal Zone Management Plan. including: <ul style="list-style-type: none"> <li>• Undertake water quality monitoring</li> <li>• Update of Local Environmental Plan and Development Control Plan provisions</li> <li>• Preparation of Fact Sheets/ Guidelines for targeted land uses</li> </ul>	Strategic Planning
<b>5.4.3: Encourage agricultural production, vegetation conservation, tourism, recreation and leisure uses within our floodplains</b>	Implement the Hawkesbury Floodplain Risk Management Plan	Implement agreed priority actions of the Hawkesbury Floodplain Risk Management Plan, including: <ul style="list-style-type: none"> <li>• Review and Update the Hawkesbury Flood Risk Management Study and Plan 2012</li> </ul>	Strategic Planning
<b>5.5: Reinforcing our dynamic places – the revitalisation of our town centres and growth of our business community</b>			
<b>5.5.1: Revitalise and enhance our two significant town centres of Windsor and Richmond, to create thriving centres each with its own character that attracts residents, visitors and businesses.</b>	Take action to revitalise and enhance the Windsor and Richmond town centres in order to create thriving centres each with its own character that attracts residents, visitors and businesses.	Commence implementation of public domain improvements in Windsor, South Windsor and Richmond including the shop front facade improvement project and the Windsor mall mural project.	City Design and Economic Development
		Implement the Liveability Program across Windsor, South Windsor and Richmond town centres	City Design and Economic Development
		Work with community event organisers to develop events that showcase and build on strengths of towns and villages.	Corporate Communications

5. Our Future	Delivery Program Activity	2020/2021 Operational Plan Action	Responsibility
<b>5.5.2: Create active partnerships to develop a network of vibrant centres, creating opportunities for business growth and community connection.</b>	Develop opportunities for the active involvement of residents and business to participate in precinct planning activities.	In conjunction with key partners, deliver an annual calendar of events	Corporate Communications
<b>5.5.3: Assist our town and village centres to become vibrant local hubs</b>	Prepare and implement strategies to activate town centres and villages that also showcase our heritage and character	Continue the implementation of Place Making Strategies including: <ul style="list-style-type: none"> <li>• Shopfront improvements</li> <li>• Public art/mural projects</li> <li>• Activation through testing of concepts</li> <li>• Launch a pilot parklet project</li> </ul>	City Design and Economic Development
<b>5.6: Instigating Place Making Programs – Celebrate our creativity and cultural expression</b>			
<b>5.6.1: Foster and promote an annual program of events, festivals, sporting and cultural activities that allows our communities to connect and celebrate with one another.</b>	Develop and implement annual events programs	Maintain and refine annual events calendar.	Corporate Communications
<b>5.6.2: Masterplanning processes will be prepared in consultation with the community, key stakeholders and partners to establish the specific strategies for town and village centres.</b>	Encourage and facilitate community engagement and participation associated with Masterplanning processes	Finalise and exhibit town centre masterplans for Richmond, Windsor and South Windsor.	City Design and Economic Development

5. Our Future	Delivery Program Activity	2020/2021 Operational Plan Action	Responsibility
<b>5.7: Tourism/ Economic Development – Promote our community as the place to visit, work and invest</b>			
<b>5.7.1: Working in partnership we will actively market our City and our capabilities to existing and potential businesses, visitors, investors.</b>	Develop a Hawkesbury Brand Strategy.	Building on the work of Destination NSW, prepare a Scoping Study for a Hawkesbury Branding and Communication Strategy	Corporate Communications
	Develop and implement an Economic Development Strategy	Promote the use of Australian Tourism Data Warehouse (ATDW) by local tourism operators. Promote the availability of Destination NSW funding to existing and new tourism businesses, through the Destination NSW Regional Tourism Fund.	City Design and Economic Development
		Commence the implementation of priority actions of the Economic Development Strategy, including: - Launching the Hawkesbury Economic Development Strategy at a launch event with local and larger businesses - Implementing a local business education program - Supporting other local business initiatives	City Design and Economic Development
<b>5.7.2: Working in partnership we will develop the Hawkesbury tourism product to enhance and strengthen opportunities within our tourism sector.</b>	Work with tourism sector and other parties to develop a local and regional approach to tourism	In the context of the Hawkesbury Tourism Strategy and the Hawkesbury Destination Management Plan and Action Plan 2017–2021, work with the Regional Strategic Alliance partners and the Hawkesbury Visitor Economy Advisory Committee, to identify and pursue opportunities to grow local tourism.	Executive Team

5. Our Future	Delivery Program Activity	2020/2021 Operational Plan Action	Responsibility
<b>5.7.3: Businesses are encouraged and upskilled to adopt more ethical and sustainable practices.</b>	Facilitate access to learning opportunities for business and employees to improve business ethics and practices	Convene meetings and events for businesses, including: <ul style="list-style-type: none"> <li>• a series of workshops run through Business Connect on Social Media for small businesses</li> <li>• Customer Service 101</li> <li>• LinkedIn the new Facebook for Businesses</li> <li>• A series of workshops run with Australian Tax Office including Tax Essentials for small business</li> <li>• A series of support initiatives was run for business to support those affected by the recent disasters this includes workshops, business advisory sessions and a seminar "From Surviving to Thriving".</li> <li>• Waste reduction education programs</li> </ul>	City Design and Economic Development
<b>5.8: Industry - Increase the range of local industry opportunities and provide effective support to continued growth</b>			
<b>5.8.1: Plan for a range of industries that build on the strengths of the Hawkesbury to stimulate investment and employment in the region.</b>	Planning instruments and other land use documents are to include provisions to provide a range of business activities consistent with environmental constraints and strengths of Hawkesbury	Implement Local Strategic Planning Statement	Development Services
		Implement priority actions from the Employment Lands Strategy, including: <ul style="list-style-type: none"> <li>• Commence planning for the Clarendon Employment Precinct</li> <li>• Update of Local Environmental Plan &amp; Development Control Plan</li> </ul>	Strategic Planning
<b>5.8.2: Increase the focus on jobs and innovation to build on our strengths and achieve a diverse industry base.</b>	Monitor changes in employment and investigate jobs skills and skills of the future and growth sectors	Identify and develop strategic relationships with potential partners for employment	City Design and Economic Development
<b>5.8.3: Actively support the retention of the Richmond Royal Australian Airforce Base and enhanced aviation related industry, building on existing facilities.</b>	Advocate for the retention of RAAF Base Richmond	Pursue opportunities such as the Greater Sydney Commission District Plan and City Deal to press for retention and expansion of the RAAF and related activities at Richmond.	City Design and Economic Development



5. Our Future	Delivery Program Activity	2020/2021 Operational Plan Action	Responsibility
<b>5.8.4: Work towards ensuring that all people in our community have access to safe, nutritious, affordable and sustainably produced food.</b>	Work in partnership with businesses, community and public health agencies to promote access to safe, nutritious, affordable and sustainably produced food.	Ensure the retention of agricultural lands through relevant planning processes.	Strategic Planning
		Implement priority actions from the Sustainability Strategy	Strategic Planning
<b>5.8.5: Plan for the continuance and growth of agricultural industry uses within the Hawkesbury.</b>	Planning instruments and other landuse documents to include provisions for agricultural business activities within environmental constraints and strengths of the Hawkesbury	Implement Local Strategic Planning Statement including identified priorities and actions associated with Land Use Policy documents such as: Update of Local Environmental Plan 2012 and Development Control Plan 2002 to reflect adopted Hawkesbury Local Strategic Plan	Strategic Planning
		Implement priority actions from the Employment Lands Strategy such as: - Commence planning for the Clarendon Employment Precinct - Update Council's Local Environmental Plan & Development Control Plan	Strategic Planning

## Summary of Major Functions

Key Highlight Area	Community Strategic Plan 2017–2036 (CSP) Link	Budget
<b>Waste Management and and Resource Recovery</b>		
Landfill Operations	1.1.1, 1.3.2, 1.5.2, 3.3.1, 3.3.2	\$3.2M
Kerbside Waste Collection & Recycling	3.3.1, 3.3.2	\$12.1M
Sewer & Effluent Reuse Operations	1.3.1, 3.1.1, 3.1.2, 3.1.3	\$8.3M
Sullage Collection & Disposal	3.1.1, 3.1.2, 3.1.3, 3.1.4, 4.2.1	\$1.9M
On-Site Sewer Management Facilities	3.1.4	\$0.4M
<b>Road Infrastructure</b>		
Road Maintenance & Construction	1.3.1, 1.3.2, 1.3.3, 1.4.1, 1.6.2, 4.1.1, 4.1.3, 4.1.4, 4.2.2	\$38.8M
Ferry Operations	4.1.1, 4.1.3	\$0.6M
Pathways	1.3.1, 1.3.2, 1.3.3, 4.1.1, 4.1.3, 4.1.4, 4.2.2	\$0.9M
Car Parks	1.3.3, 4.1.1	\$46K
Traffic Management & Street Lighting	4.1.1, 4.1.2, 4.1.3, 4.1.4, 4.2.1	\$2.0M
<b>Community and Culture</b>		
Community and Civic Events	5.2.4, 5.4.1, 5.5.1, 5.5.2, 5.5.3, 5.6.1	\$0.8M
Community Buildings & Management	4.3.3, 4.3.5	\$7.0M
Community & Event Sponsorship	2.3.1, 2.3.3, 2.4.1, 5.6.1	\$0.2M
Library, Gallery & Museum	2.3.2, 2.3.3, 2.4.2, 2.5.2, 4.3.5	\$3.3M
Community Partnerships, Planning and Programs	2.2.2, 2.2.1, 2.3.1, 2.3.3, 2.4.1, 5.2.4	\$0.9M
Emergency Services & Disaster Management	1.4.1, 2.1.1, 2.3.1, 2.3.2	\$2.7M
Community Engagement	1.1.1, 1.2.1, 1.2.2, 5.1.3	\$0.6M
Visitor Information Services	5.7.1, 5.7.2	\$0.3M
<b>Public Spaces, Parks, Sports &amp; Recreation</b>		
Parks & Public Domain Cleaning and Maintenance	1.3.1, 1.3.2, 1.3.3, 2.1.2, 2.2.2, 2.3., 2.3.2, 2.3.3, 2.3.4, 3.1.2, 4.3.1, 4.3.2, 4.3.3, 5.4.2, 5.5.1, 5.5.3	\$9.2M
Street Sweeping	4.3.1, 4.3.2	\$0.6M
Playing Fields and Courts	2.2.2, 2.3.2	\$0.8M
Swimming Pools	1.3.1, 1.3.2, 1.3.3, 2.2.1, 2.2.2, 2.4.1, 4.3.2	\$1.8M
Cemeteries	2.5.2, 2.5.3	\$0.2M
<b>Strategic Planning</b>		
Strategic Land Use Planning	1.3.1, 1.4.1, 1.4.2, 4.2.2, 5.1.1, 5.1.4, 5.1.5, 5.2.2, 5.2.3, 5.3.1, 5.3.3, 5.6.2	\$1.0M
Development Assessments	1.5.1, 3.4.2	\$2.3M
Infrastructure, Planning, Design and Delivery	1.6.2, 1.1, 4.1.2, 4.1.3, 4.1.4, 4.2.1, 4.2.2, 5.1.1, 5.1.3, 5.1.5, 5.3.1	\$0.9M
Environmental Management	3.1.1, 3.1.2, 3.1.3, 3.1.4, 4.2.1	\$0.5M
Economic Development & Tourism	1.4.1, 1.4.2, 2.3.3, 5.4.3, 5.5.2, 5.6.1, 5.7.1, 5.7.2, 5.7.3, 5.8.1	\$0.4M

Key Highlight Area	Community Strategic Plan 2017–2036 (CSP) Link	Budget
<b>Corporate Functions</b>		
Information, Mapping and Technology Platforms	1.6.2	\$3.8M
Records Management	1.6.2	\$0.7M
Printing	1.6.2	\$0.2M
Corporate Governance	1.4.1, 1.6.2	\$3.5M
Risk Management	1.6.1, 1.6.2	\$1.6M
Customer Services	1.2.3	\$1.4M
Rates, Procurement and Financial Services	1.3.1, 1.5.2, 1.6.2	\$4.4M
People and Development	1.6.1, 1.6.2	\$0.7M
Property Management	4.3.4	\$0.5M
<b>Regulatory &amp; Community Safety</b>		
Ranger Services	1.5.1, 2.1.2	\$0.6M
Building Compliance	1.5.1	\$0.2M
Companion Animal Shelter	1.5.1	\$0.7M
Public & Environmental Health Programs	1.5.1	\$0.5M



# Strategic Initiatives

## Program Highlights

Key Highlight Area	Community Strategic Plan 2017–2036 (CSP) Link	Budget
<b>A More Commercial and Accountable Council</b>		
Business Strategy	1.3.1, 1.5.1, 1.5.2	Staff Time
Property Strategy	1.3.1, 1.5.1, 1.5.2	\$0.2M
Organisational Development	1.6.1, 1.6.2	\$0.3M
Business Improvements	1.6.2	\$0.1M
Enterprise Risk Management	1.6.2	\$0.1M
Asset Management	1.3.1, 1.3.2, 1.3.3, 1.5.2, 4.1.1, 4.1.3, 4.2.1, 4.2.2	Staff Time
Project Delivery	1.6.2	Staff Time
<b>Working in Partnership with Our Community</b>		
Volunteers and Community Programs	2.3.1, 2.3.2, 2.3.3, 2.3.4, 2.4.1	\$0.1M
<b>Valuing our Natural and Built Environment</b>		
Environmental	3.1.1, 3.1.2, 3.1.3, 3.1.4, 3.2.1, 3.2.2, 3.2.3, 3.3.1, 3.3.2	\$0.1M
Climate and Energy Efficiencies	3.2.1, 3.2.2, 3.2.3, 3.3.2	Savings \$0.2M
Waste Strategy	3.2.1, 3.2.3, 3.3.1, 3.3.2, 3.4.1, 3.4.2	Staff Time
<b>A Vibrant, Connected and Liveable Hawkesbury</b>		
Transport and Infrastructure	5.2.1, 5.2.2, 5.2.3, 5.3.1, 5.3.2, 5.3.3	Staff Time
Places and Spaces	3.1.1, 3.1.2, 3.1.3, 3.1.4, 3.2.1, 3.2.2, 3.2.3, 3.3.1, 3.3.2	Staff Time
Town Centre Program	5.2.1, 5.2.2, 5.2.3, 5.3.1, 5.3.2, 5.3.3	\$0.6M
<b>Planning for a Sustainable Hawkesbury</b>		
Strategic Planning: Land Use	5.2.1, 5.2.2, 5.2.3, 5.3.1, 5.3.2, 5.3.3	Staff Time
Developer Contributions Management	3.1.1, 3.1.2, 3.1.3, 3.1.4, 3.2.1, 3.2.2, 3.2.3, 3.3.1, 3.3.2	\$0.1M
Regional Open Space Strategy	5.2.1, 5.2.2, 5.2.3, 5.3.1, 5.3.2, 5.3.3	\$0.1M
Enhanced Planning	5.2.1, 5.2.2, 5.2.3, 5.3.1, 5.3.2, 5.3.3	Staff Time
Advocacy	5.2.1, 5.2.2, 5.2.3, 5.3.1, 5.3.2, 5.3.3	Staff Time
<b>Strengthening Our Capacity and Voice</b>		
Strategic Alliances: Western City Deals, WSROC and Others	1.4.2	\$0.2M

# 2020/2021 Estimates of Income and Expenditure

## Financial Sustainability

Council has adopted and commenced implementing a range of strategies to ensure we remain financially sustainable, as measured by NSW Government's seven Fit for the Future (FFTF) benchmarks. Council has projected that all FFTF targets will be met by 2020/2021. This will ensure that Council can continue to provide services at the level expected from our community into the long-term.

The following table demonstrates the change in the FFTF ratios over the last four years, due to the implementation of several of its Fit for the Future strategy. The main objective has been to improve the Operating Performance Ratio, which is projected to improve by 103.3% in 2020/2021, as against the result in 2017/2018.

FFTF Ratio	Benchmark	2020/2021 Target	2017/2018 Actual Result	2018/2019 Actual Results	2019/2020 Original Budget	2020/2021 Draft Budget
Operating Performance	0	0	-0.06	0.024	-0.004	0.002
Own Source Revenue	>60%	>60%	68.6%	65.4%	84.0%	83.2%
Building and Infrastructure Asset Renewal	>100%	>74.0%	57.0%	80.4%	118.5%	128.3%
Infrastructure Backlog	<2%	<9.0%	1.8%	1.4%	1.4%	0.8%
Asset Maintenance	>100%	>64.5%	84.2%	96.99%	85.3%	103.3%
Debt Service	>0%<20%	>0%<20%	1.1%	1.0%	4.7%	5.3%
Operating Expenditure Per Capita	Decreasing	Decreasing	Decreasing	Decreasing	Decreasing	Decreasing

Like the rest of Australia, Council has faced and will to continue to face some unprecedented situations, including:

- Slowing of the property and housing construction markets;
- Record infrastructure works across south-east Australia;
- Impacts of natural disasters, including the Gospers Mountain Fire and the recent flood;
- Hardening of the insurance market, significantly increasing insurance costs;
- Uncertainty within the recycling market; and
- The ever-evolving COVID-19 crisis.

While Council has made assumptions in relation to the above factors, there is significant uncertainty around the COVID-19 crisis, which will continue to impact upon Council's operations and finances. These are examples of why financial sustainability is critical, in that it provides some assurance that Council can weather unexpected external financial shocks, and continue to deliver services to the community.

The table below summarises the strategies within Council's FFTF Plan and the associated impact on the 2020/2021 Budget.

Strategy	Projected Outcome of Strategy
No CPI on non-core services / Operating Efficiencies	Savings in operating expenditure of \$534K
Energy Efficiency Initiatives	Savings in operating expenditure of \$202K
Storm-water Management Charge	Increase in operating income of \$538K
Redbank Drainage Charge	Increase in operating income of \$18K
Review fees for discretionary services	Increase in operating income of \$143K
Review of service delivery models	Net operating improvement of \$298K
Childcare Building Levy	Increase in operating income of \$82K



## Glossary of Terms

To assist in the understanding of the budgeted estimates of income and expenditure included within this section of the 2020/2021 Operational Plan, a glossary of terms has been provided below.

Term	Definition
<b>Application of capital funding</b>	Various categories of capital expenditure, sorted by asset class and whether works are new or renewal.
<b>Capital expenditure</b>	Costs associated with works that improve the level of service able to be provided to the community from an asset.
<b>Capital funding</b>	Funds used to provide capital expenditure.
<b>Consultants</b>	Professionals that are external to Council, used to provide expert advice when either resources are not available internally, or independence is required.
<b>Contributions – outside bodies</b>	Funds that are contributed by Council towards other organisations. These contributions are either regulated or required for Council to participate or be represented by the organisation. Organisations include the EPA, State Planning Commission, Hawkesbury River County Council, WSROC and the Regional Strategic Alliance.
<b>Depreciation</b>	Costs that reflect the consumption of the value of an asset over time.
<b>Employee Costs</b>	Expenses incurred relating to the employment of salary and wages staff, including: worked time, allowances, overtime, leave entitlements, staff training, superannuation, workers compensation and casuals.
<b>Expenditure from continuing operations</b>	Costs incurred in relation to Council providing goods and services to the community.
<b>Income from continuing operations</b>	Income generated by Council to fund the provision of goods and services to the community.
<b>Overheads</b>	Distribution of internal service costs incurred, that are not directly allocated. For example, payroll processing, IT support and hardware, corporate governance, word processing and risk management.
<b>Net capital expenditure</b>	The net result of deducting the capital expenditure from capital funding.
<b>Net operating result</b>	The result from deducting expenses from income relating to continuing operations.
<b>New Assets</b>	The acquisition of or the upgrade/extension of current infrastructure assets, such as buildings, roads, sewer and parks.
<b>Renewal of Assets</b>	Capital expenditure that is required to bring or retain infrastructure assets at a satisfactory level to provide adequate services.
<b>Reserves</b>	Funds dedicated for specific purposes. For example, Developer contributions received are held in reserve until enough money exists to fund works identified in a Contributions Plan.
<b>(Surplus)/Deficit</b>	If income is greater than expenditure, a surplus results and is indicated by a negative value in the Budgeted Income Statement. If expenditure is greater than income, a deficit results and is indicated by a positive value in the Budgeted Income Statement.

## Income Statement – Consolidated

(\$'000)	Original Budget 2019/2020	Draft Budget 2020/2021
<b>Income from Continuing Operations</b>		
<b>REVENUE</b>		
Rates and Annual Charges	(61,313)	(66,871)
User Charges and Fees	(7,227)	(6,492)
Interest and Investment Revenue	(1,794)	(839)
Other Revenues	(4,513)	(3,418)
Grants and Contributions provided for Operating Purposes	(8,246)	(7,949)
Grants and Contributions provided for Capital Purposes	(4,520)	(6,068)
Share of Interest in Joint Ventures	(265)	0
<b>Total Income from Continuing Operations</b>	<b>(87,878)</b>	<b>(91,641)</b>
<b>EXPENSES FROM CONTINUING OPERATIONS</b>		
Employee Benefits and On-Costs	30,378	31,126
Borrowing Costs	982	590
Materials and Contracts	19,248	20,307
Depreciation and Amortisation	18,244	18,605
Other Expenses	13,725	13,335
<b>Total Expenses from Continuing Operations</b>	<b>82,577</b>	<b>83,963</b>
<b>Net Operating Result for the Year</b>	<b>(5,301)</b>	<b>(7,678)</b>
<b>Net Operating Result for the year before Grants and Contributions provided for Capital Purposes</b>	<b>(781)</b>	<b>(1,610)</b>
<b>SOURCE OF CAPITAL FUNDING (EXCLUDING RESERVES)</b>		
Proceeds from the sale of capital assets	(1,568)	(1,108)
Depreciation	(18,244)	(18,605)
Grants and Contributions – Capital	(4,520)	(6,068)
	<b>(24,332)</b>	<b>(25,781)</b>
<b>APPLICATION OF CAPITAL FUNDING</b>		
<b>New Assets</b>		
Land, Building and Land Improvements	175	145
Roads, Bridges, Footpaths and Drainage	13,486	14,339
Sewer Infrastructure	-	-
Parks Assets and Other Structures	180	-
<b>Renewal of Assets</b>		
Land, Building and Land Improvements	2,619	2,352
Roads, Bridges, Footpaths and Drainage	10,877	10,613
Sewer Infrastructure	1,270	2,250
Parks Assets and Other Structures	1,560	3,403
<b>Other Assets</b>	1,470	2,617
<b>Plant and Equipment</b>	3,196	2,566
	<b>34,833</b>	<b>38,285</b>
<b>Net Capital Expenditure</b>	<b>10,501</b>	<b>12,504</b>
<b>Retained (surplus)/deficit from prior years</b>		
Transfer from Reserves	(56,989)	(57,769)
Transfer (to) Reserves	47,269	46,875
	<b>(9,720)</b>	<b>(10,894)</b>
<b>Retained (surplus)/deficit available for general funding purposes</b>	<b>-</b>	<b>-</b>

## Summary of Expenditure

(\$'000)	Original Budget 2019/2020	Draft Budget 2020/2021
<b>Employee Benefits and On-Costs</b>	<b>30,378</b>	<b>31,126</b>
<b>Borrowing Costs</b>	<b>982</b>	<b>590</b>
<b>MATERIALS AND CONTRACTS</b>		
Animal Control	169	131
Audit Services	95	90
Bushcare	267	324
Buildings and Facilities	1,197	1,267
Communications and Civic Events	540	433
Community Services	141	128
Consultants	1,028	745
Corporate Services	1,777	1,690
Cultural Services	192	157
Domestic Waste Management	4,321	4,719
Emergency Services	237	260
Legal Expenses	255	366
Local Economic Development and Tourism	67	126
Parks and Recreation	1,160	1,351
Regulatory Services	130	71
Sullage Service	1,668	1,779
Sewer Service	1,195	1,028
Transport Infrastructure	3,825	4,187
Waste Management Facility	984	1,456
<b>Depreciation and Amortisation</b>	<b>18,244</b>	<b>18,605</b>
<b>OTHER EXPENSES</b>		
Bank Charges	196	189
Better Waste Program	100	0
Contributions – Outside Bodies	4,269	4,006
Contributions – Sports Council and Leisure Centres	1,074	1,202
Councillor Fees	357	379
Election Expenses	0	0
Electricity	1,299	893
Projected Savings from Solar Initiative Program	(288)	(202)
Emergency Services	1,126	1,327
Gas	48	50
Information Services	1,019	1,180
Insurance	987	1,340
Licences, Subscriptions and Memberships	218	203
Miscellaneous	841	766
Printing and Postage	268	286
Sponsorship and Donations	115	108
Street Lighting	904	618
Telecommunications	131	150
Treatment Works	882	629
Water	179	211
<b>Total Expenses from Continuing Operations</b>	<b>82,577</b>	<b>83,963</b>
<b>Costs of Governance included above</b>	<b>488</b>	<b>552</b>

## Capital Works Program

Project	Project Description	Draft Budget 2020/2021
<b>Information Technology</b>		<b>272,630</b>
002004	Additional Software Licencing	78,600
002005	PDA Mobile Work, Telework, Instant Messaging	10,000
002007	Internet and Security Third Party Audit	11,000
002013	Property and Rating System Enhancement	41,130
002017	Network Infrastructure Upgrade	39,200
002959	Mobile Devices	30,000
002961	Computer Monitors	2,500
003768	Councillor Mobile Devices	5,000
003856	Reactive IT Hardware	10,000
004497	Disaster Recovery Infrastructure	45,200
<b>Library Resources</b>		<b>287,763</b>
001745	Digital Media	9,750
001746	Children & Young Adults Books	44,512
001747	Large Books	20,315
001748	Talking Books	35,000
001749	Non-Fiction Books	43,880
001750	Fiction Books	43,880
001751	DVDs	25,331
001752	Suggest to Buy	23,000
001753	Music CDs	2,000
001754	Periodicals	10,000
001755	Local Studies	16,153
002044	Additional Library resources	2,800
003916	Library Book Sales	(6,158)
005313	2020/21 Local Priority Grant funded Project	17,300
<b>New, Renewal and Upgrade of Road Network</b>		<b>15,371,099</b>
	Road Pavement Renewal Program	2,044,500
	Upgrade and Re-sheeting of Unsealed Roads	200,000
001978	Miscellaneous Traffic Facilities - Minor Works / Renewals	40,000
001984	Acquisition costs - Road Reserve Realignment	50,000
002000	Guard rail installations - Various locations	100,000
002045	Reactive Road Rehabilitation	2,199,795
002046	Road Shoulder Renewal	100,000
002077	Dedicated Road Assets	1,500,000
001969	The Driftway, West of the Waste Management Facility - Road Rehab	100,000
004663	Kurmond Road, Freemans Reach - Road Rehabilitation	100,000
004945	Spinks Road, Glossodia - Road Rehabilitation	158,000
004963	Ham Street, South Windsor - Road Rehabilitation	170,000
004972	Grandview Lane, Bowen Mountain - Seal Gravel Road	550,000
004973	Bull Ridge Road, East Kurrajong - Road Rehabilitation	320,000
004975	Freemans Reach Road, Freemans Reach - Road Rehabilitation	570,000
004981	Ashtons Road, Grose Wold - Road Rehabilitation	85,000
004983	Greggs Road, Kurrajong - Road Rehabilitation	100,000
004986	Greens Road, Lower Portland - Seal Gravel Road	1,500,000
004987	Reedy Road, Maraylya - Seal Gravel Road	440,000
004988	Railway Road North, Mulgrave - Road Rehabilitation	65,000
004991	Kurmond Road, North Richmond - Road Rehabilitation	295,800
004992	Riverview Street/Grose Vale Road, North Richmond - Construct Roundabout	650,000

Project	Project Description	Draft Budget 2020/2021
004994	Mawson Place, Pitt Town – Road Rehabilitation	77,000
004999	Bourke Street, Richmond – Road Rehabilitation	75,574
005000	Francis Street, Richmond – Road Rehabilitation	290,500
005001	Dickson Lane, South Windsor – Road Rehabilitation	15,000
005002	Eather Lane, South Windsor – Road Rehabilitation	95,000
005006	Mileham Street, South Windsor – Road Rehabilitation	275,000
005007	Lower Colo Road, Upper Colo – Guardrail Replacement	65,000
005010	Ross Street, Windsor – Road Rehabilitation	160,000
005160	Road Network – Vineyard	1,174,301
005197	Pebbly Hill Road, Maraylya – Road Rehabilitation	550,000
005392	Brabyn St, Windsor between Cox & George Streets – Road Rehab	197,629
005397	King Road, Wilberforce – Road Rehabilitation	358,000
005424	Scheyville Road Safety Improvements	650,000
005438	Regional Roads Traffic Facilities – Capital	50,000
<b>New, Renewal and Upgrade of Kerb, Gutter &amp; Stormwater Infrastructure</b>		<b>8,651,218</b>
001958	Reactive Kerb, Gutter, Stormwater Rehabilitation	796,840
002918	Landslip – Carters Road	300,000
004970	Rifle Range Road, Bligh Park – Construct Dish Drain	154,770
004978	Ian Street, Glossodia – Upgrade drainage system	326,721
005425	Brennans Dam Road – Scour and Culvert Works	160,000
005161	Stormwater Drainage Network – Vineyard	6,912,887
<b>Renewal and Construction of Footpaths and Shared Pathways</b>		<b>1,054,674</b>
001737	Extension of Cycleway Network – Bligh Park to South Windsor	350,000
002038	Reconstruct Footpaths and Minor Works – Various Locations	108,000
002074	Pedestrian Access Management Plan Program	16,000
005326	Jersey Street, Richmond – New Pathway	30,600
005327	Pitt Street, Richmond – New Pathway	47,600
005328	Castlereagh Road, Richmond – New Pathway	144,500
005329	Arnell Drive, Bligh Park – New Pathway	91,800
005330	Cox Street, South Windsor – New Pathway	153,000
005331	Harpur Crescent, South Windsor – New Pathway	56,950
005332	Leila Avenue, Freemans Reach – New Pathway	43,350
005333	Dorothy Street, Freemans Reach – New Pathway	12,874
<b>Fleet, Public Works Plant and Equipment</b>		<b>1,329,733</b>
	Fleet and Public Works Plant Net Changeover	1,320,733
001789	Council Depot Equipment	4,000
002098	Equipment Purchases – Fire Control	5,000
<b>Miscellaneous</b>		<b>1,962,119</b>
005398	East Kurrajong Distribution Centre Staff Amenity & Gates	45,000
003512	Purchase of Mail Inserter	3,900
001732	Aerial Photography–Hawkesbury LGA	45,000
002022	Construction of Waste Management Facility Cell – Stage Three	1,850,000
004324	Banner Program	18,219
<b>Renewal, Upgrade and Construction of Council &amp; Community Buildings</b>		<b>1,926,555</b>
001779	Administration Building Fit-out Renewal	50,000
003903	Asbestos Removal Works	50,000
004042	Nth Richmond Community Precinct Extensions	150,000
004423	Reactive Capital Repairs	228,000

Project	Project Description	Draft Budget 2020/2021
004755	Bensons Lane Sporting Complex	233,451
004756	Accessibility Improvements	180,216
004758	Brinsley Park Kiosk & Store Renewal Works	5,200
004779	St Albans Park Amenities Renewal	6,650
004788	Richmond Branch Library Renewal Works	17,500
004789	Tamplin Field Amenities Drainage Renewal	15,000
004791	Howes House Renewal Works	30,000
004793	Bligh Park Crown Reserve Flood Light Renewal	32,000
004797	Thompson Square Alfresco Dining Renewal	7,238
004798	North Richmond Park Amenities Roof Renewal	72,600
004799	Wilberforce School of Arts Building Refurbishment	196,698
004800	Glossodia Shopping Centre Renewal	15,700
004802	Glossodia Pony Club Renewal	15,000
004808	Dight Street Offices Air-conditioning Renewal	150,000
005426	Childcare Centre Renewals	222,302
005433	Security System Upgrade	249,000
<b>Sewer Schemes</b>		<b>2,250,000</b>
003083	Treatment Works – McGraths Hill	1,600,000
003084	Sewer pipe relining program	300,000
003086	Treatment Works – South Windsor	350,000
<b>Renewal, Upgrade and Construction of Public Domain, Open Spaces, Amenities and Recreational Facilities</b>		<b>4,071,935</b>
001808	Richmond Pool, Richmond – Minor Works	10,500
001823	Hawkesbury Oasis Swimming Centre, South Windsor	400,000
001915	Monuments / Memorials / Parks Furniture	100,000
001967	Governor Phillip Park Windsor	150,000
002042	Sports Council Capital Contribution	457,940
002068	Maraylya Park tennis court upgrade	180,000
002495	Richmond Lawn Cemetery	40,000
004589	McMahon Park Improvements – Stage 2	40,000
004623	Freemans Reach Tennis Court Renewal	200,000
004625	Deerubbin Park	1,037,793
004685	Ham Common Park Furniture, Picnic Shelter and other Renewal	95,000
005204	Colo Heights Reserve Renewals	83,918
005206	Windsor Mall Pavement Renewal	60,000
005264	Colbee Park Plan of Management	136,402
005337	Minor Park Renewals – Various Locations	100,000
005340	Tree Renewal Program – Various Locations	120,000
005346	Blaxland Crown Reserve, Blaxland Ridge	95,382
005338	Richmond Town Centre – Public Domain Improvements	250,000
005342	Pitt Town Town Centre – Public Domain Improvements	150,000
005349	St Albans Village Centre – Public Domain Improvements	150,000
005432	Colonial Reserve, Bligh Park – Playground and Drainage upgrade	215,000
<b>Capital Works Program (Net of Capital Proceeds)</b>		<b>37,177,726</b>

# 2020/2021 Revenue Policy

## Revenue Policy

### Types of Revenue

The sources of funds to enable Council to carry out its works and services and provision of facilities are from the following revenue categories:

- rates
- annual charges for services
- fees for services
- Federal and State Government grants
- borrowings
- earnings from investments and entrepreneurial activities.

Critical to the development of the Statement of Revenue Policy is that the principles of efficiency, effectiveness and equity are demonstrated.

**Efficiency** ensures that resources are devoted to the most valuable ends as determined by Council, whilst using as few resources as possible. It relates to the cost at which services and facilities as desired by the community are delivered or provided.

**Effectiveness** relates to the satisfaction of stated objectives so that outcomes of decisions and the needs and demands of consumers are taken into consideration. Effectiveness is clearly demonstrated by the relative service standards or qualities to the satisfaction of a particular group's needs.

**Equity** ensures that services are provided to those who need them, even though they may be unable to pay for the particular service.

This document provides pricing policies for rates, annual charges for services and fees for specific services provided by Council.

## Rates and Charges

### Revenue Policy – Rating

#### Rate Pegging

Rate pegging limits the amount that Council can increase its rate revenue from one year to the next by a nominated percentage. The Independent Pricing and Regulatory Tribunal has determined the rate pegging amount for 2020/2021 is 2.6%.

### Special Rate Variation

The Independent Pricing and Regulatory Tribunal approved a Special Rate Variation for a period of three years commencing in 2018/2019. Accordingly Council will be permitted to increase rates revenue by 9.5% for 2020/2021.

### Land Valuations

Rates are assessed on a rate in the dollar as a product of the land value supplied by the Valuer General. The Valuation of Land Act requires the Council to assess the rates on the most recent values provided by the Valuer General. A revaluation of the Hawkesbury Local Government Area (LGA) took place in 2019. These valuations will be used for the first time for rating purposes in 2020/2021 and will be used again in 2021/2022 and 2022/2023. The rates levied in the 2020/2021 year will be based on land values totalling \$14,143,888,517 as at 1 July 2019, as determined by the NSW Valuer General.

### Rating Categories

In accordance with Section 514 of the Local Government Act 1993 (Act), each parcel of land within the LGA has been categorised for rating purposes and owners are notified on their annual rate notice.

Under Section 554 of the Act all land is rateable unless it is exempt from rating. Sections 555 and 556 of the Act define the categories under which a parcel of land must fall in order to be eligible for exemption from rating. Ratepayers that are eligible under these sections may apply to Council for exemption from rating.

The Act also provides for all rateable properties to be categorised into one of four categories of ordinary rates as follows:

- Farmland Category
- Mining Category
- Residential Category
- Business Category.

For 2020/2021, Council will levy rates on the following categories and sub-categories.

#### Farmland Category

This Category includes any parcel of rateable land valued as one assessment and the dominant use of the land is for farming. The farming activity must have a significant and substantial commercial purpose or character and must be engaged in for the purpose of profit on a continuous or repetitive basis (whether or not a profit is actually made). Properties which meet these criteria are categorised as 'Farmland'.



### Residential Category

This Category includes any rateable parcel of land valued as one assessment and the dominant use is for residential accommodation; or if vacant land is zoned or otherwise designated for use for residential purposes under an environmental planning instrument; or is rural residential land.

### Business Category

This Category includes rateable land that cannot be classified as farmland, residential or mining. Council has three sub-categories established within the Business Category as follows:

- **Business Area 1** – Business rated properties within defined areas in Richmond, Windsor, Vineyard and Mulgrave.  
The defined area for Richmond is the area bounded by Lennox Street, Bourke Street, Windsor Street, Hobart Street, Pitt Street, Francis Street, March Street, Chapel Street and East Market Street.  
The defined area for Windsor is the area bounded by the Railway Line, Rickaby's Creek, Hawkesbury River, Bridge Street and South Creek.

The defined area for Vineyard and Mulgrave is the area bounded by Windsor Road, South Creek, Railway Road South and Bandon Road.

- **Business Area 2** – Business rated properties within defined areas in North Richmond and South Windsor.  
The defined area for North Richmond is the area is bounded by a Radius of 650m from the Centre Point of the intersection of Bells Line of Road, Beaumont Avenue and Grose Vale Road.  
The defined area for South Windsor is the area bounded by Macquarie Street, Woods Road, South Creek and the Railway Line.
- **Business Area Other** – All other business rated properties not falling within any of the defined areas in Richmond, Windsor, Vineyard, Mulgrave, North Richmond and South Windsor.

### Ordinary Rates

For 2020/2021, Council will collect its rating revenue from determined categories and sub-categories thereof predominantly through an ad valorem rate in the dollar, with a base rate being applicable as shown in the below table.

Rate Category/ Sub-Category	No. of Properties	Rateable Land Value	% Land Value	Notional Yield	% of Notional Yield	Ad valorem Rate in \$	Base Amount	Base Amount % of Yield
Residential	24,414	\$12,204,526,471	85.92%	\$35,170,691	83.19%	0.202160	\$430	29.85%
Business Area 1	779	\$534,807,573	3.76%	\$2,497,304	5.91%	0.404320	\$430	12.63%
Business Area 2	378	\$315,078,149	2.22%	\$1,436,464	3.40%	0.404320	\$430	10.66%
Business Area Other	414	\$286,825,125	2.02%	\$1,337,711	3.16%	0.404320	\$430	12.53%
Farmland	618	\$864,048,100	6.08%	\$1,837,824	4.35%	0.181944	\$430	14.43%
<b>Total</b>	<b>26,603</b>	<b>\$14,205,285,418</b>	<b>100%</b>	<b>\$42,279,994</b>	<b>100%</b>			

### Base Amount

Council may levy up to 50% of its rating income (notional yield) within a category or sub-category by way of a Base Amount. The Base Amount applies to a category or sub-category, the applicable base amount is applied equally to all properties within the category or sub-category. After applying the Base Amount to a property, the remainder of ordinary rate applicable to that property is levied through the application of the relevant ad valorem rate (rate in the dollar) to the land value of that property.

A Base Amount is used to more equitably levy the total amount of rates across ratepayers where land values vary greatly within categories of ratepayers or there are disproportionate variations in valuations arising from a new valuation. Essentially the application of a Base Amount reduces the effect of land valuations on the rates payable.

Section 536 of the Act stipulates the criteria that are relevant in determining the Base Amount. In determining the proportion of rating income to be levied through a Base Amount for the respective relevant categories and sub-categories, Council has had regard to the extent to which projected ad valorem rates on individual properties do not reflect the cost of providing necessary services and facilities and the degree of congruity and homogeneity between the values of properties that would be subject to the rate and their spread throughout the area. For the relevant categories and sub-categories, a rate that is wholly an ad valorem rate would result in an uneven distribution of the rate burden because a comparatively high proportion of assessments would bear a comparatively low share of the total rate burden.

Taking into account these factors, rates from the Residential, Business and Farmland categories are levied on the basis of the proportion of the rating income (notional yield) allowed to be levied through a Base Amount for each Category based on 30% of the Residential Category.

### Notes:

Variations will occur throughout the budget year between the estimated rate revenue indicated above and the actual income received. Reasons for variations between estimated income and actual income received include:

- Previously non-rateable properties becoming rateable during the year.
- Properties being withheld from rating, pending revised valuation particulars from the Valuer General's Office. This occurs when properties are subdivided and new valuation particulars are requested for the newly created lots. This usually results in an increase in the valuation base for the following year.

- Properties being rated for previous years upon receipt of new valuation particulars. There is a time delay associated with requesting new valuation particulars. This may result in some properties not being rated for a particular year until subsequent rating periods. This artificially inflates the rating revenue received for the year the rates are actually levied.
- Any change in rating category is to take effect from the following quarter from when the application was received, should that application be successful.

### Rating of Subdivided Land

Following the sub-division of a parcel of land, rates cannot be levied on new lots until supplementary valuations have been provided to the Council by the Valuer General and the Council has categorised each of the new parcels. Once this has happened, Council can levy rates on a pro-rata basis from the date the deposited plan was registered.

When Council levies rates on new parcels of land on a pro-rata basis, an adjustment must be made in respect of the land that existed prior to the subdivision to reflect that rates and charges are only payable on that parcel up until the date of subdivision.

### Annual Charges

In accordance with Section 501 of the Act, in addition to ordinary rates and special rates, Council may levy an annual charge for any of the following services:

- waste management services
- sewerage services
- water supply services
- drainage services
- any service prescribed by the regulations.

### Waste Management

Domestic Waste Management (DWM) Services generally means waste of a kind and quantity ordinarily generated on domestic premises and includes waste that may be recycled and garden organics.

In accordance with Section 504 of the Act, income obtained from charges for domestic waste management has been calculated so as to not exceed the reasonable cost to the council of providing the service. Council separately accounts for income raised through an annual charge for the provision of the DWM service and applies this revenue towards the cost of providing the service.

The DWM service for 2020/2021 includes the applicable bin service, the recycling bin service, the garden organics waste bin service and the one bulk kerbside collection service. DWM services are charged on a per dwelling basis. Council is required to levy a DWM service availability charge on properties that do not utilise the service but are located within the service area, to reflect the cost of the availability of the service to those properties.

For 2020/2021, Domestic Waste Management charges have been increased by 3.25% and Business Waste Management charges have been increased by 9.5%.

The table below illustrates the Waste Management charges for 2020/2021.

Charge 2019/2020	Description	Charge 2020/2021
<b>DOMESTIC</b>		
<b>Without Garden Organics Service</b>		
\$559.42	240 litre bin - Weekly	\$577.60
\$353.87	140 litre bin - Weekly	\$365.37
\$353.87	240 litre bin - Fortnightly	\$365.37
\$248.48	140 litre bin - Fortnightly	\$256.56
<b>Garden Organics</b>		
\$639.51	240 litre bin - Weekly	\$660.29
\$433.95	140 litre bin - Weekly	\$448.05
<b>General Services</b>		
\$161.70	Availability - Weekly	\$166.96
\$80.84	Availability - Fortnightly	\$83.47
\$93.85	240 litre additional garden organics bin	\$96.90
\$93.85	240 litre additional recycling bin	\$96.90
POA	Multiple waste collection service	POA
<b>BUSINESS</b>		
\$796.33	240 litre bin - Weekly	\$871.98
\$487.31	140 litre bin - Weekly	\$533.60
\$557.43	240 litre bin - Fortnightly	\$610.39
\$341.11	140 litre bin - Fortnightly	\$373.52
\$96.80	240 litre additional garden organics bin	\$106.00
\$96.80	240 litre additional recycling bin	\$106.00
POA	Multiple waste collection service	POA

The estimated yield from Waste Management charges is \$14,852,369.

## Sewerage Service

Council provides reticulated sewerage services to the areas of:

- Bligh Park
- Clarendon
- McGraths Hill and Mulgrave Industrial Area
- Pitt Town
- South Windsor and South Windsor Industrial Area
- Windsor
- Windsor Downs
- Other minor extensions.

### Residential Sewerage Charge

Council levies an annual charge for sewerage services provided to each residential dwelling, whether by way of mixed development, single dwelling, dual occupancy, strata or non-strata units/flats. The residential sewer rate is calculated on the basis that revenue raised is sufficient to fund the cost of providing the service, the ongoing sewerage network maintenance and renewal, and major capital works planned for future years.

### Business Sewerage Charge

Businesses pay a sewerage charge rate based on usage. Five categories have been derived for volume discharges ranging from less than 1,000L per day (Category 1) to greater than 20,000L per day (Category 5).

Additionally, a Trade Waste Excess Volume Charge applies to the Category 5 discharges. Those businesses with volumes exceeding 20,000 litres per day (Category 5) will attract the excess volume charge for each kilolitre in excess of 20kL per day.

In addition to the excess volume charge, a trade waste mass loading charge may be levied, based on the strength of pollutants in the waste stream in Categories 2, 3, 4 and 5. The mass load will be calculated on the entire volume discharge, not just the excess, and charged according to pre-determined rates. Mass loading content may include Biochemical Oxygen Demand (BOD), Suspended Solids, Total Grease and Oil, Chemical Oxygen Demand (COD), Total Organic Carbon (TOC), Total Dissolved Solids (TDS) Group 1 Pollutant and other pollutant groups.

Volumes of waste generated consistently above the initial assessed categorisation will result in a review of the nominated category. An appeal mechanism will also enable the category to be reviewed when a property owner feels the assessed volume is too high.

Where industrial or commercial premises contain strata or non-strata units constructed under current planning laws these units are self-contained and considered separate entities; that is each unit contains its own amenities (toilets, showers, sink, canteen etc.). In these cases, a sewerage rate is calculated based on volume discharged to the sewerage system and applied to each unit.

Where industrial or commercial premises contain non-strata units constructed under older planning laws and may not be self-contained, that is where several units share amenities; these units can be aggregated to a single annual charge based on a combined volume discharge to the sewerage system.

Council levies an Unconnected Annual Charge (availability charge) on properties that do not utilise the sewerage service but are located within the service area, to reflect the cost of the availability of the service to those properties.

For 2020/2021, Sewerage charges have been increased by 2.5%.

The table below shows the Sewerage charges for 2020/2021.

Charge 2019/2020	Type of Service	Charge 2020/2021
<b>RESIDENTIAL</b>		
\$865.06	Residential Connected	\$886.69
\$576.05	Residential Unconnected	\$590.45
<b>BUSINESS</b>		
\$1,006.89	Category 1 (<1,000 litres per day)	\$1,032.06
\$5,048.58	Category 2 (1,001 to 5,000 litres per day)	\$5,174.79
\$10,057.03	Category 3 (5,001 to 10,000 litres per day)	\$10,308.46
\$20,052.63	Category 4 (10,001 to 20,000 litres per day)	\$20,553.95
\$20,052.63 (plus volumetric)	Category 5 (>20,000 litres per day)*	\$20,553.95 (plus volumetric)
\$580.46	Business - Unconnected	\$594.97

\* Plus Trade Waste Excess Volume Charge of \$3.32 per kilolitre for Category 5 properties.

The estimated yield from Sewerage charges is \$7,434,147.

### Sullage Service

Council provides a sullage pump-out service to properties that are not serviced by Sydney Water or the Windsor Sewer Scheme and do not have an on-site sewerage management facility. An annual charge is levied for the Sullage service.

Extra services and Emergency Services may be requested at any time during the financial year at an additional fee per service.

The sullage service charges are calculated on the basis that revenue raised is sufficient to fund the cost of providing the service.

For 2020/2021, Sullage charges have been increased by 7.33%, based on a cost recovery basis. All funds collected are restricted for the purposes of delivering the Sullage Service.

The table below shows the Sullage service charges for 2020/2021.

Charge 2019/2020	Type of Service	Charge 2020/2021
<b>RESIDENTIAL</b>		
\$2,334.08	Fortnightly Residential	\$2,505.16
\$4,668.16	Weekly Residential	\$5,010.32
\$187.80	Emergency Service	\$201.57
\$149.56	Extra Service	\$160.52
<b>BUSINESS</b>		
\$25.71	Commercial per 1000 litre (min volume 2500 litre)	\$27.59

The estimated fees from Sullage service charges are \$1,876,186.

### Stormwater Management Service Charge

This charge enables Council to deliver an additional \$481K worth of new stormwater infrastructure and \$10K towards a water quality testing program. The charges to be levied are shown in the table below.

Category	Annual Charge
<b>RESIDENTIAL</b>	
Residential	\$25.00
Residential Strata	\$12.50
<b>BUSINESS</b>	
Business	\$25.00 per 350m2, or part thereof, up to a maximum of \$1,500
Business Strata	Pro-rata of the above, based on land valuation apportionment
<b>Total Revenue</b>	

The estimated yield from Stormwater Management Service charges is \$537,832.

### Drainage Management Charge

The previously referred to stormwater charge has not yet been applied to the North Richmond (Redbank) area.

Given the unique nature of the stormwater system in the area, a Drainage Management charge under Section 501 of the Local Government Act, 1993, is levied on all properties in the identified urban release area in North Richmond (Redbank), to recover ongoing maintenance and renewal costs, and legislative obligations in regard to the drainage infrastructure in this area.

Funding collected under this charge will be applied specifically to works and maintenance in the collection area.

The Table below shows the Drainage Management charges for 2020/2021.

Charge 2019/2020	Category	Charge 2020/2021
<b>RESIDENTIAL</b>		
\$25.00	Drainage Management	\$25.00
<b>BUSINESS</b>		
\$25.00	Drainage Management	\$25.00

The estimated yield from Drainage Management charge is \$17,550.

### Pensioner Concessions

Concession on the rates and charges levied are available to eligible pensioners. Council offers a number of rating concessions to pensioners over and above the mandatory concessions. No State Government subsidy is received against these additional concessions.

Pensioner Rebates are only available to eligible pensioners from 1 July in the rating year in which they apply (or from the applicable quarter in the same year).

### Ordinary Rates and Domestic Waste Management Service Charge

The Act provides for pension rebates of up to 50% of the aggregated ordinary rates and domestic waste management service charges, to a maximum of \$250.

Under the State's mandatory Pensioner Concession Scheme, the State Government reimburses Council 55% (up to \$137.50 per property) of the rates and charges written off under the provisions of the Act. Council funds the remaining 45% (up to \$112.50).

### Sewerage Service Charge

A concession is available to eligible pensioners who are subject to the residential connected charge under the Windsor Sewerage Scheme. The mandatory concession in respect to Sewerage charges is \$87.50 of which the State Government provides a reimbursement to Council of 55% (\$48.13).

This amount has remained unchanged since 1989. The total concession provided has traditionally been in excess of this, being based on 50% of the applicable charge. The additional concession amount is fully funded by Council.

### Sullage Service Charge

Council provides eligible pensioners receiving a sullage pump-out service with a pensioner concession additional to that received for rates and garbage. This subsidy is not available to pensioners who have non-eligible adult residents living at their property.

This rebate is fully funded by Council and is based on 50% of the applicable charge. The State Government provides no assistance towards pensioners on the sullage service.

## Fees and Charges

### Fee Pricing Policy

Council provides a wide range of services to the community and applies fees and charges accordingly. Each fee has been based on the pricing policy relevant and applicable to the fee and in line with competitive neutrality principles.

Code	Pricing Policy	Description
S	Statutory Fee	Price set to comply with statutory legislation
E	External Cost	Price determined by external parties
N	Nil Cost Recovery	No fee charged
P	Partial Cost Recovery	Price partially recovers costs
F	Full Cost Recovery	Price recovers costs attributable to good or service
R	Rate of Return	Price recovers all costs plus a set return
M	Market Rate	Price based on relevant market rate

Section 610E of the Act allows Council to waive payment of, or reduce a fee in a particular case if it is satisfied that the case falls within a category of hardship or any other category that Council has determined it may consider waiving payment, or reducing a fee for this category. This does not apply to statutory, or otherwise regulated fees and charges.

### Meeting Rooms – Deerubbin Centre

The meeting rooms in the Deerubbin Centre are available for hire or for free use as follows:

#### Free Use – Meeting Rooms Deerubbin Centre

Local Community Group (for the purposes of Hawkesbury City Council's fees and charges) and therefore be eligible for free use of meeting rooms at the Deerubbin Centre, all of the following five criteria must be met (supportive documentation may be required):

- An organised, volunteer, membership-based group whose objective is to support or engage in activities of public interest and;
- Operates on a non-profit basis and received no government funding to provide services and;
- Is located within the Hawkesbury Local Government Area (LGA) or can provide documented evidence that a least 50% of their membership base resides in the Hawkesbury LGA and;
- Provides community or cultural benefits to the residents of the LGA and;
- Be a non-political group.

### Pays Fees and Chargers

All other hires of the meeting rooms at the Deerubbin Centre, with the exception of Local Community Groups, as defined above, are subject to the fees as outlined in the Fees and Charges.

Council has determined the following categories:

Category	Description
Hardship	Where there is evidence that the payment of the fee or charge will impose unreasonable financial hardship on the applicant given their particular circumstances
Charity	Where the applicant is a registered charity and the fee is for a service that will enable the provision of charitable services
Not For Profit	Where the applicant is an organisation that holds "not for profit" status and the fee is for a service that will enable the achievement of their objectives and betterment for the Hawkesbury community
Commercial	To attract functions or activities to the Hawkesbury Local Government Area, where there is a longer term benefit to the Hawkesbury community



The following principles will be considered when applying any reduction or waiver of a fee or charge:

- compliance with statutory requirements
- fairness and consistency
- integrity
- equity
- transparency.

The Council will directly, or through delegated authority, assess and make determinations on requests for reduction or waiver of fees in accordance with the above Categories.

### ***Financial Assistance given by Council***

Council may seek to advance its strategic and operational objectives by providing financial and other support to individuals, community groups and business entities. In line with Section 356 of the Act, Council may by way of resolution, contribute money or otherwise grant financial assistance.

To facilitate the provision of financial assistance to individuals, community groups and business entities, Council has adopted a Sponsorship Policy and established a Community Sponsorship Program. The Community Sponsorship Program provides financial assistance to up to 53,000 projects and activities which deliver on the objectives of the Hawkesbury Community Strategic Plan and other plans adopted by Council.

Council also sponsors the Hawkesbury Sister Cities Program and will provide financial assistance of up to \$500 as a contribution to the cost of individual students participating in the Sister City Student Exchange Program. Council also contributes funding towards the staging of the Hawkesbury City Eisteddfod and the rental of the Council owned building occupied by the Womens' Cottage.

Council provides a range of in kind services through the provision of staff and the use free of charge of community rooms and other Council owned buildings.

### ***Goods and Services Tax (GST)***

Council has registered for GST. The ABN of Council is 54 659 038 834.

The Federal Treasury announced within the 2010/2011 Commonwealth Budget that the Treasurer's Division 81 Determination (which listed the Treasurers' determinations on GST exempt items) would be replaced with a new 'principles based regime' from 1 July 2011. Effective 1 July 2013, Local Governments are required to assess all (new and existing) taxes, fees and charges to determine the GST status.

Fees and Charges have been based on the best available information in relation to the GST impact on the fees and charges at time of publication. It should be noted that all fees and charges are subject to change in accordance with amendments to the Goods and Services Tax Legislation and subsequent ATO rulings and regulations.

The 2020/2021 fees listed are inclusive of GST where applicable.

### ***Kerbing and Guttering Contributions by Adjoining Owners***

The Act provides that recovery from the adjoining owner of a property may be made for up to 50% of the costs of the construction of kerbing and guttering. This applies for all future works, upon completion, with 50% of costs recovered for the adjoining front boundary and 25% of the costs recovered for the side boundary constructions on corner blocks.

### ***Interest on Overdue Rates and Annual Charges***

In accordance with Section 566 of the Act, the interest rate charged on overdue rates and charges for 2020/2021 by Council, is set at up to the maximum permitted by the Minister for Local Government.

### ***Interest on Overdue Sundry Debts***

Sundry Debts greater than 180 days may incur interest charges at the same rate which is applicable to overdue rates.

### ***Legal Charges***

Legal fees charged on applicable outstanding Rates and Charges are levied in accordance with the Schedule provided by NSW Courts.

### ***Payment of Interest on Securities***

Upon application, interest is paid on security deposits due for refund. Interest payable is calculated at the equivalent rate achieved on investments less the administration charge.

### ***Proposed Borrowings***

In accordance with Section 405(2) of the Act and Clause 201 of the Local Government (General) Regulation 2005, Council is required to provide a statement of:

- the amounts of any proposed borrowings (other than internal borrowing)
- the sources from which they are proposed to be borrowed
- the means by which they are proposed to be secured.

In March 2013, Council entered into a Loan Agreement with the Commonwealth Bank in relation to a loan in the amount of \$5.26 million.

The loan is secured by Council's income in accordance



with Clause 23 of the Local Government Financial Management Regulation 2005 which requires that *“the repayment of money borrowed by a council (whether by way of overdraft or otherwise), and the payment of any interest on that money, is a charge on the income of the Council”*.

The loan has been undertaken as part of Council’s participation in the Local Infrastructure Renewal Scheme (LIRS) administered by the Office of Local Government. The LIRS provides for subsidised interest loans to be utilised for accelerated infrastructure works. The loan funds were utilised to fund an accelerated timber bridge replacement program.

Council intends on borrowing \$7 million in 2020/2021 to bring forward needed infrastructure renewal works, in line with Council’s Fit for the Future Plan. The loan will be secured by Council’s income in accordance with Clause 23 of the Local Government (General) Regulation, 2005.

# 2020/2021 Fees and Charges

## Table of Contents

City Design and Economic Development	<a href="#">61</a>
Corporate Communications	<a href="#">61</a>
Visitor Information Centre	<a href="#">64</a>
Environment and Regulatory Services	<a href="#">64</a>
Development Services	<a href="#">72</a>
Strategic Planning	<a href="#">84</a>
Construction and Maintenance	<a href="#">86</a>
Design and Mapping Services	<a href="#">88</a>
Parks and Recreation - Hawkesbury Sports Council	<a href="#">89</a>
Parks and Recreation - McMahons Park	<a href="#">91</a>
Parks and Recreation - Hawkesbury Leisure Centres	<a href="#">92</a>
Parks and Recreation	<a href="#">94</a>
Waste Management	<a href="#">102</a>
Community Services	<a href="#">108</a>
Corporate Services and Governance	<a href="#">112</a>
Cultural Services - Gallery and Museum	<a href="#">116</a>
Cultural Services - Library Services	<a href="#">119</a>
Financial Services	<a href="#">122</a>
Information Services	<a href="#">122</a>

Index	Fee Description	Conditions	2019/2020 Fees	Pricing Policy	GST	2020/2021 Fees
CITY DESIGN AND ECONOMIC DEVELOPMENT						
LOCAL ECONOMIC DEVELOPMENT						
ED.1	Sale of Merchandise	Per item or unit price	POA	P	Y	POA
ED.2	Signage Policy (Directional)					
ED.2.1	Signs – Commercial on Public Land	Per sign	\$1,030.00	F	X	\$1,030.00
ED.3	Economic Development Activities					
ED.3.1	Business Development Promotions and Projects	Per item or unit price	POA	M	Y	POA
ED.3.2	Tourism Promotion and Projects	Per item or unit price	POA	M	Y	POA
ED.4	Biz Connect Room (Digital Domain)					
ED.4.1	Hire of Biz Connect Room (Digital Domain)	Per hour Room only	\$16.00	P	Y	\$20.00
ED.4.2	Hire of Biz Connect Room (Digital Domain)	Per hour Room and IT Equipment	POA	P	Y	POA
CORPORATE COMMUNICATIONS						
EVENTS						
CC.1	Event Application Fees					
CC.1.1	Application Fee		Free	N		Free
CC.1.2	Late Application Fee	2 months or less	\$100.00	P	X	\$100.00
CC.2	Traffic and Transport Management for Events					
CC.2.1	Late Application Fee – Special Events – Traffic Management		\$115.00	P	X	\$115.00
CC.3	Non Exclusive use events					
CC.3.1	Administration/Booking Fee					
CC.3.2	Events in Parks	Included but not limited to the following activities: Weddings, Events, Parties, Large gatherings, Markets or Activities involving temporary structures				
CC.3.3	Small to Medium Events	Up to 200 people Excluding War Memorial Events	\$68.00	P	Y	\$91.45
CC.3.4	Large Events	Over 200 people	\$113.00	F	Y	\$116.00
CC.3.5	Personal trainers/Boot camps	Per season Summer (September – March), Winter (April – August)	\$812.00	F	Y	\$830.00
CC.3.6	Personal trainers/Boot camps/Other Commercial users	Casual hourly rate	\$26.00	F	Y	\$27.00
CC.3.7	Wedding at McQuade Park	Per hour (Maximum 2 hours) Includes Booking Fee	\$120.00	F	Y	\$125.00
CC.3.8	Refundable Bond					
CC.3.9	Sporting/Community event	Minimum fee	\$200.00	P	X	\$200.00
CC.3.10	Corporate/Business event	Minimum fee	\$1,000.00	P	X	\$1,000.00
CC.4	Exclusive use events	Exclusive use is where the activity/ event takes over the whole or part of a park and restricts usage to that area				
CC.4.1	Administration/Booking Fee					
CC.4.2	Community organisation event (not for profit)	Where the event is no more than 3 consecutive days				
CC.4.3	Set up – Prior to Event	Per day	\$340.00	P	Y	\$350.00

Index	Fee Description	Conditions	2019/2020 Fees	Pricing Policy	GST	2020/2021 Fees
CC.4.4	Event days	Per day	\$900.00	P	Y	\$920.00
CC.4.5	Removal/Clean up – Post Event	Per day	\$340.00	P	Y	\$350.00
<b>CC.4.6</b>	<b>Corporate/Business organisation event</b>	<b>Where the event is no more than 3 consecutive days</b>				
CC.4.7	Set up – Prior to Event	Per day	\$585.00	F	Y	\$600.00
CC.4.8	Event days	Per day	\$1,155.00	F	Y	\$1,200.00
CC.4.9	Removal/Clean up – Post Event	Per day	\$580.00	F	Y	\$600.00
<b>CC.4.10</b>	<b>Community/Corporate/Business organisation event</b>	<b>Where the event is more than 3 consecutive days</b>	POA	F	Y	POA
	<b>Exclusive use events For areas less than 1000m2 or less than 40% of the park, a reduced fee of 50% applies</b>					
<b>CC.5</b>	<b>Refundable Bond</b>					
CC.5.1	Sporting/Community event	Minimum fee	\$200.00	P	X	\$200.00
CC.5.2	Corporate/business event	Minimum fee	\$1,000.00	P	X	\$1,000.00
<b>CC.6</b>	<b>Events Services</b>					
CC.6.1	Electricity	Per day	\$100.00	P	Y	\$105.00
CC.6.2	Water	Per day	\$100.00	P	Y	\$105.00
CC.6.3	Parking and event fencing set up	Per day	\$2,200.00	F	Y	\$2,200.00
CC.6.4	Parking and event fencing pack up	Per day	\$2,200.00	F	Y	\$2,200.00
CC.6.5	Commercial Stallholder Fee – where Council is the Event Organiser – Tier 1	Per day, per event (Minimum fee)	\$330.00	R	Y	\$330.00
CC.6.6	Commercial Stallholder Fee – where Council is the Event Organiser – Tier 2	Per day, per event (Minimum fee)	\$220.00	R	Y	\$220.00
Proposed New Fee	Commercial Stallholder Fee – where Council is the Event Organiser – Tier 3	Per day, per event (Minimum fee)		R	Y	\$121.00
CC.6.8	Commercial Stallholder Fee – where Council is the Event Organiser – Tier 4	Per day, per event (Minimum fee)	\$88.00	R	Y	\$88.00
CC.6.9	Entry Fee – Event Demonstrations and/or Workshops – Tier 1	Per Event	\$110.00	P	Y	\$110.00
CC.6.10	Entry Fee – Event Demonstrations and/or Workshops – Tier 2	Per Event	\$55.00	P	Y	\$55.00
CC.6.11	Entry Fee – Event Demonstrations and/or Workshops – Tier 3	Per Event	\$27.50	P	Y	\$27.50
<b>CC.7</b>	<b>Food/Alcohol Stallholder Consultant</b>					
CC.7.1	Food/Alcohol Stallholder fee – where External Consultant is engaged	Per stall, per day, per event	\$110.00	R	Y	\$110.00
<b>CC.8.1</b>	<b>Garbage Service</b>					
CC.8.2	Delivery & Pick-up of bins	For Events held in Council owned parks only				
CC.8.3	1 to 10 bins		\$381.00	F	Y	\$390.00
CC.8.4	11 to 25 bins		\$762.00	F	Y	\$780.00
CC.8.5	Emptying Fee	Per bin	\$17.50	F	Y	\$18.00
CC.8.6	Replacement bin due to vandalism or theft		\$110.00	F	Y	\$113.00
<b>CC.9</b>	<b>Toilet cleaning</b>	<b>Prior to event</b>	<b>\$91.00</b>	<b>P</b>	<b>Y</b>	<b>\$95.00</b>
<b>CC.10</b>	<b>Casual Use of Parks and Reserves</b>					
<b>CC.10.1</b>	<b>Park Access</b>					
CC.10.2	Establishment fee for use of parks as compounds by Contractors		\$270.00	F	X	\$275.00

Index	Fee Description	Conditions	2019/2020 Fees	Pricing Policy	GST	2020/2021 Fees
CC.10.3	Rental per week for compound site	Per m2	\$1.30	F	X	\$1.30
CC.10.4	Parks access administration fee		\$68.00	F	X	\$70.00
<b>CC.11</b>	<b>Use of Parks and Reserves by Hot Air Balloons</b>					
CC.11.1	Annual administration booking fee		\$68.00	P	Y	\$91.45
CC.11.2	Fee per launch, landing or tether	For annual bookings	\$28.00	R	Y	\$29.00
CC.11.3	Casual hire fee	Per launch, landing or tether	\$123.00	R	Y	\$126.00
<b>CC.12</b>	<b>Circuses/Fairs/Carnivals and other similar size events</b>					
CC.12.1	Set up/Removal/Non-Show days	Per day	\$580.00	F	Y	\$600.00
CC.12.2	Show days		\$1,156.00	F	Y	\$1,200.00
<b>CC.13</b>	<b>Markets and Fetes (Excluding Windsor Mall)</b>	Rate per day				
CC.13.1	Application Fee - Community		\$106.00	F	Y	\$110.00
CC.13.2	Application Fee - Commercial		\$530.00	F	Y	\$542.00
CC.13.3	Commercial Markets - Richmond Park	Per day within designated area	\$620.00	F	Y	\$635.00
CC.13.4	Other Markets		POA	F	Y	POA
<b>CC.14</b>	<b>Use of park to access private property for building/landscape works</b>					
CC.14.1	Administration fee		\$68.00	P	X	\$91.45
CC.14.2	Inspection fee		\$130.00	F	X	\$135.00
CC.14.3	Refundable Bond	Minimum	\$2,000.00	P	X	\$2,000.00
<b>CC.15</b>	<b>Food Premises Registration and Inspection</b>	<b>Temporary and/or Mobile Food Vending Equipment</b>				
<b>CC.15.1</b>	<b>Temporary and/or mobile food vending equipment registration and inspection fee</b>	<b>Fee paid 30 days prior to event</b>				
CC.15.2	Temporary Food Premises Category 1	Per annum (fee paid 30 days prior to event)	\$141.70	P	X	\$145.00
CC.15.3	Temporary Food Premises Category 2	Per annum (fee paid 30 days prior to event)	\$105.80	P	X	\$108.50
CC.15.4	Temporary Food Premises Category 3	Per annum (fee paid 30 days prior to event)	\$70.40	P	X	\$72.00
<b>CC.15.5</b>	<b>Temporary and/or mobile food vending equipment registration and inspection fee</b>					
CC.15.6	Temporary Food Premises Category 1	Per annum	\$183.00	P	X	\$190.00
CC.15.7	Temporary Food Premises Category 2	Per annum	\$136.50	P	X	\$140.00
CC.15.8	Temporary Food Premises Category 3	Per annum	\$91.50	P	X	\$95.00
<b>ADVERTISING AND PROMOTION</b>						
<b>CC.16</b>	<b>Banner Pole Hire</b>					
CC.16.1	Application Fee	Per banner Covers a period of 2 weeks	\$26.00	P	X	\$26.00
CC.16.2	Removal of overdue banner		\$140.00	F	X	\$140.00
CC.16.3	Refundable key bond		\$40.00	P	X	\$40.00
CC.16.4	Late return of key		\$14.50	P	X	\$14.50
<b>CC.17</b>	<b>Banner Production</b>	<b>External Organisations</b>				
CC.17.1	Supply of completed banner	Per linear metre	\$112.15	P	Y	\$114.65
<b>CC.18</b>	<b>Sale of Promotional Items</b>		POA	P	Y	POA

Index	Fee Description	Conditions	2019/2020 Fees	Pricing Policy	GST	2020/2021 Fees
<b>VISITOR INFORMATION CENTRE</b>						
<b>MERCHANDISE SALES</b>						
<b>VC.1</b>	<b>Merchandise</b>					
VC.1.1	Range- \$0.05 to POA	Per item	POA	R	Y	POA
VC.1.2	Commission fee on consignment stock	Range - 10% to 50% Per item	POA	R	Y	POA
VC.1.3	Commission on bookings	6% commission	POA	R	Y	POA
<b>VC.2</b>	<b>Promotional Activities</b>					
VC.2.1	Range- \$50.00 to POA	Per item For provision of promotional service	POA	P	Y	POA
<b>VC.3</b>	<b>Photographs and Images</b>	<b>Refer to Fees LS.3.1 – LS.3.11</b>				
<b>ENVIRONMENT AND REGULATORY SERVICES</b>						
<b>CARAVAN PARKS, CAMPING GROUNDS &amp; MANUFACTURED HOME ESTATES</b>						
RS.1	Application for approval to operate	Per site (minimum \$100.00)	\$22.10	P	X	\$22.60
RS.2	Reinspection of application for approval to operate	Per site (minimum \$100.00)	\$22.10	P	X	\$22.60
RS.3	Periodic inspection	Per site (minimum \$100.00)	\$22.10	P	X	\$22.60
RS.4	Reinspection required due to non compliance in periodic inspection	Per site (minimum \$80.00)	\$19.60	P	Y	\$20.10
RS.5	Issue replacement approval to new proprietor		\$80.60	P	X	\$82.40
<b>COMPANION ANIMALS</b>						
<b>RS.6</b>	<b>Companion Animals Registration Fees</b>	<b>Companion Animals Amendment Bill 2013 (NSW) Schedule 2 Amendment of Companion Animals Regulation 2008</b>				
RS.6.1	Desexed Animal (Cats & Dogs)	Per animal or as determined by Legislation	\$58.00	S	X	\$58.00
RS.6.2	Animal not desexed (Cats & Dogs)	Per animal or as determined by Legislation	\$210.00	S	X	\$210.00
RS.6.3	Pensioner (desexed animal) (Cats & Dogs)	Per animal or as determined by Legislation	\$25.00	S	X	\$25.00
RS.6.4	Breeder (Cats & Dogs)	Per animal or as determined by Legislation	\$58.00	S	X	\$58.00
RS.6.5	Desexed Animal sold by eligible pound or shelter	Per animal or as determined by Legislation	\$29.00	S	X	\$29.00
RS.6.6	Late Fee	Where the registration fee has not been paid 28 days after the date on which the animal is required to be registered	\$16.00	S	X	\$16.00
	<b>A recognised Breeder means a person who is a prefix endorsed member of the following:-</b> <b>- Royal NSW Canine Council Ltd</b> <b>- NSW Cat Fanciers Assoc Inc</b> <b>- Waratah State Cat Alliance Inc</b>					
RS.7	Micro-chipping (Cats & Dogs)	Per animal	\$55.10	P	Y	\$56.35
RS.8	Micro-chipping Cat/Dog for Animal Welfare Groups that have Section 16D exemption under the NSW Companion Animals Act 1998	Per animal	\$8.50	P	Y	\$8.70

Index	Fee Description	Conditions	2019/2020 Fees	Pricing Policy	GST	2020/2021 Fees
RS.9	Vaccinating Cat/Dog for Animal Welfare Groups that have Section 16D exemption under the NSW Companion Animals Act 1998	Per animal	\$12.20	P	Y	\$12.50
	<b>Note: A dog formerly registered with the Greyhound Racing Act (1985), will have the applicable registration fee reduced by \$15.00</b>					
<b>RS.10</b>	<b>Compliance Certificates</b>	<b>Companion Animals Regulation 2008 – Regulation 25 for the purpose of the Companion Animals Act 1998 – Section 58H</b>				
RS.10.1	Certificate of compliance with enclosure requirements for dangerous, menacing or restricted dog, including inspection		\$150.00	S	X	\$150.00
<b>RS.11</b>	<b>Hire of Animal Control Goods</b>					
<b>RS.11.1</b>	<b>Traps</b>					
RS.11.2	Cats – Hire of Traps	Per fortnight Plus Fee RS.11.3	\$34.70	P	Y	\$35.50
RS.11.3	Cats – Deposit on Trap Hire	Refundable on return of trap	\$167.40	P	X	\$171.10
RS.11.4	Dogs – Hire of Traps	Per fortnight Plus Fee RS.11.5	\$41.80	P	Y	\$42.80
RS.11.5	Dogs – Deposit on Trap Hire	Refundable on return of trap	\$317.80	P	X	\$324.80
<b>RS.12</b>	<b>Companion Animals Impounding</b>					
<b>RS.12.1</b>	<b>Cats Impounding</b>					
RS.12.2	Release fee		\$45.00	P	X	\$68.00
RS.12.3	Maintenance	Per day	\$38.50	F	X	\$39.50
RS.12.4	Subsequent releases – same owner/ same cat within 12 month period		\$118.30	R	X	\$120.90
<b>RS.12.5</b>	<b>Dogs Impounding</b>					
RS.12.6	Release fee		\$67.50	P	X	\$80.00
RS.12.7	Maintenance	Per day	\$41.70	F	X	\$42.60
RS.12.8	Subsequent releases – same owner/ same dog within 12 month period		\$126.50	R	X	\$129.30
<b>RS.13</b>	<b>Sales of animals</b>					
	<b>For the following Councils–</b>					
	<b>1) Hawkesbury City Council – Cats &amp; Dogs</b>					
	<b>2) Penrith City Council – Cats &amp; Dogs</b>					
	<b>3) The Hills Shire Council – Cats &amp; Dogs</b>					
	<b>4) Hornsby Shire Council – Cats &amp; Dogs</b>					
	<b>5) Other Councils – Cats &amp; Dogs</b>					
<b>RS.13.1</b>	<b>Sale of Cats</b>					
RS.13.2	Male kittens under 3 years	Per animal Includes registration, micro-chipping and desexing	\$167.60	P	Y	\$171.30
RS.13.3	Male kittens under 3 years (Pensioner sale)	Per animal Includes registration, micro-chipping and desexing	\$131.60	P	Y	\$134.50
RS.13.4	Male cats 3 years to 10 years	Per animal Includes registration, micro-chipping and desexing	\$131.60	P	Y	\$134.50



Index	Fee Description	Conditions	2019/2020 Fees	Pricing Policy	GST	2020/2021 Fees
RS.13.5	Male cats 3 years to 10 years (Pensioner sale)	Per animal Includes registration, micro-chipping and desexing	\$96.70	P	Y	\$98.90
RS.13.6	Male cats 10 years and older	Per animal Includes registration, micro-chipping and desexing	\$86.40	P	Y	\$88.30
RS.13.7	Male cats 10 years and older (Pensioner sale)	Per animal Includes registration, micro-chipping and desexing	\$63.10	P	Y	\$64.50
RS.13.8	Male cat of any age already desexed	20% discount on sale price (sale price subject to age group)	POA	P	Y	POA
RS.13.9	Female kittens under 3 years	Per animal Includes registration, micro-chipping and desexing	\$192.10	P	Y	\$196.40
RS.13.10	Female kittens under 3 years (Pensioner sale)	Per animal Includes registration, micro-chipping and desexing	\$156.00	P	Y	\$159.50
RS.13.11	Female cats 3 years to 10 years	Per animal Includes registration, micro-chipping and desexing	\$156.00	P	Y	\$159.50
RS.13.12	Female cats 3 years to 10 years (Pensioner sale)	Per animal Includes registration, micro-chipping and desexing	\$119.90	P	Y	\$122.60
RS.13.13	Female cats 10 years and older	Per animal Includes registration, micro-chipping and desexing	\$109.60	P	Y	\$112.10
RS.13.14	Female cats 10 years and older (Pensioner sale)	Per animal Includes registration, micro-chipping and desexing	\$80.00	P	Y	\$81.80
RS.13.15	Female cat of any age already desexed	20% discount on sale price (sale price subject to age group)	POA	P	Y	POA
<b>RS.13.16</b>	<b>Sale of dogs</b>					
RS.13.17	Dogs and Pups under 4 years	Per animal Includes registration, micro-chipping and desexing	\$407.30	P	Y	\$416.30
RS.13.18	Dogs and Pups under 4 years (Pensioner sale)	Per animal Includes registration, micro-chipping and desexing	\$371.30	P	Y	\$379.50
RS.13.19	Male dogs 4 years to 9 years	Per animal Includes registration, micro-chipping and desexing	\$275.80	P	Y	\$281.90
RS.13.20	Male dogs 4 years to 9 years (Pensioner sale)	Per animal Includes registration, micro-chipping and desexing	\$239.70	P	Y	\$245.00
RS.13.21	Male dogs 10 years and older	Per animal Includes registration, micro-chipping and desexing	\$174.60	P	Y	\$178.50
RS.13.22	Male dogs 10 years and older (Pensioner sale)	Per animal Includes registration, micro-chipping and desexing	\$127.40	P	Y	\$130.20
RS.13.23	Male dog of any age already desexed	20% discount on sale price (sale price subject to age group)	POA	P	Y	POA
RS.13.24	Female dogs 4 years to 9 years	Per animal Includes registration, micro-chipping and desexing	\$299.10	P	Y	\$305.70
RS.13.25	Female dogs 4 years to 9 years (Pensioner sale)	Per animal Includes registration, micro-chipping and desexing	\$263.00	P	Y	\$268.80
RS.13.26	Female dogs 10 years and older	Per animal Includes registration, micro-chipping and desexing	\$195.20	P	Y	\$199.50
RS.13.27	Female dogs 10 years and older (Pensioner sale)	Per animal Includes registration, micro-chipping and desexing	\$142.50	P	Y	\$145.70

Index	Fee Description	Conditions	2019/2020 Fees	Pricing Policy	GST	2020/2021 Fees
RS.13.28	Female dog of any age already desexed	20% discount on sale price (sale price subject to age group)	POA	P	Y	POA
RS.14	Surrender and Collection of Animals					
RS.14.1	Surrender of cats to pound – Hawkesbury residents ONLY	Per animal	\$190.70	P	X	\$194.90
RS.14.2	Surrender of cats to pound – Non-Hawkesbury residents	Per animal	\$419.60	R	X	\$428.90
RS.14.3	Surrender of dogs to pound – Hawkesbury residents ONLY	Per animal	\$267.00	P	X	\$272.90
RS.14.4	Surrender of dogs to pound – Non-Hawkesbury residents	Per animal	\$495.70	R	X	\$506.60
RS.15	Collection of surrendered cat or dog from private premises					
RS.15.1	Within 30 km of the animal shelter	Per animal Plus Fees RS.14.1 to RS.14.4	\$134.60	F	X	\$137.60
RS.15.2	Between 30 km and 60 km of the animal shelter	Per animal Plus Fees RS.14.1 to RS.14.4	\$176.50	F	X	\$180.40
RS.15.3	Greater than 60 km of the animal shelter	Per animal Plus Fees RS.14.1 to RS.14.4	\$218.60	F	X	\$223.40
RS.16	Stock Impounding					
	Driving Fees – under clause 2(4) of the Impounding Act 1993	Additional charges will apply for after hours, weekend & public holidays				
RS.16.1	Call out fee	Collection of animal already contained	\$110.00	F	Y	\$110.00
RS.16.2	Call out fee where the animal is not contained	Additional charges are applicable if the animal is not contained and a portable yard is required	POA	F	Y	POA
RS.16.3	Transportation fees	Per km to secure holding facility	\$0.83	F	Y	\$0.83
RS.16.4	Pound Keepers Fees for Sustenance					
RS.16.5	Horses	Per head, per day	\$66.00	F	Y	\$66.00
RS.16.6	Cattle	Per head, per day	\$55.00	F	Y	\$55.00
RS.16.7	Sheep	Per head, per day	\$44.00	F	Y	\$44.00
RS.16.8	Pigs	Per head, per day	\$49.50	F	Y	\$49.50
RS.16.9	Goats	Per head, per day	\$44.00	F	Y	\$44.00
RS.16.10	Impounding fees to owner of animal(s)	Per animal per day whilst held at the holding facility	POA	F	Y	POA
HEALTH SERVICES						
RS.17	Food Premises Annual Administration Charge	Food Regulation 2015, Part 10 Clause 183				
	This administration fee does not apply to School Canteens and Not for Profit Organisations					
RS.17.1	5 or less FTE Food Handlers at premises		\$250.00	P	X	\$303.00
RS.17.2	6–50 FTE Food Handlers at premises		\$388.20	P	X	\$397.00
RS.17.3	Supermarkets		\$821.60	P	X	\$840.00
RS.18	Food Premises Inspection Fees					
RS.18.1	Category 1 (Food Authority P3)	Per annum for each inspection	\$182.80	P	X	\$187.00
RS.18.2	Category 2 (Food Authority P1 or P2)	Per annum for each inspection	\$223.40	P	X	\$228.50
RS.18.3	Category 3 (Food Authority P1 or P2)	Per annum for each inspection	\$278.30	P	X	\$285.00
RS.18.4	Supermarkets	Per annum for each inspection	\$633.40	P	X	\$647.50
RS.18.5	Inspection/Reinspections of low risk food business (Food Authority P4)		\$42.30	P	X	\$43.20

Index	Fee Description	Conditions	2019/2020 Fees	Pricing Policy	GST	2020/2021 Fees
RS.18.6	Reinspection after non-compliance		\$205.40	P	X	\$210.00
<b>RS.19</b>	<b>Temporary and/or mobile food vending equipment registration and inspection fee – Fee paid 30 days prior to event</b>					
RS.19.1	Temporary Food Premises Category 1	Per annum (fee paid 30 days prior to event)	\$141.70	P	X	\$145.00
RS.19.2	Temporary Food Premises Category 2	Per annum (fee paid 30 days prior to event)	\$105.80	P	X	\$108.50
RS.19.3	Temporary Food Premises Category 3	Per annum (fee paid 30 days prior to event)	\$70.40	P	X	\$72.00
<b>RS.20</b>	<b>Temporary and/or mobile food vending equipment registration and inspection fee</b>					
RS.20.1	Temporary Food Premises Category 1	Per annum	\$183.00	P	X	\$190.00
RS.20.2	Temporary Food Premises Category 2	Per annum	\$136.50	P	X	\$140.00
RS.20.3	Temporary Food Premises Category 3	Per annum	\$91.50	P	X	\$95.00
RS.21	Reinspection after non-compliance for temporary and/or mobile food vending equipment		\$113.20	P	X	\$116.00
RS.22	Issuing of notices under the Food Act		\$330.00	S	X	\$330.00
RS.23	Pre-purchase inspection of food premises and written report		\$275.00	R	X	\$285.00
RS.24	Scores on Door review		\$205.40	P	Y	\$210.00
<b>RS.25</b>	<b>Inspection of Other Premises</b>					
RS.25.1	Brothels		\$308.10	P	X	\$315.00
RS.25.2	Water Cooling Systems	Per water cooling system	\$128.10	P	X	\$131.00
RS.25.3	Water Cooling System Re-inspection		\$134.00	P	X	\$137.00
RS.25.4	Hairdressing		\$128.10	P	X	\$131.00
RS.25.5	Skin penetration		\$184.90	P	X	\$189.00
RS.25.6	Skin Penetration Re-inspection		\$100.50	P	X	\$103.00
RS.25.7	Public and Semi Public Swimming Pools	For premises with one swimming pool Plus Fee RS.25.8 where applicable	\$128.10	P	X	\$131.00
RS.25.8	Public and Semi Public Swimming Pools – inspection of additional pools	Per pool, Where there is more than one pool on the premises	\$34.00	P	X	\$34.00
<b>RS.26</b>	<b>Annual Registration of Premises</b>					
RS.26.1	Brothels		\$38.60	P	X	\$39.50
RS.26.2	Water Cooling Systems		\$133.75	P	X	\$137.10
RS.26.3	Hairdressing		\$38.60	P	X	\$39.50
RS.26.4	Skin penetration		\$38.60	P	X	\$39.50
RS.26.5	Public and Semi Public Swimming Pools		\$38.60	P	X	\$39.50
RS.27	Water carting		\$38.60	P	X	\$39.50
RS.28	Registration of Portable Water Suppliers		\$38.60	P	X	\$39.50
<b>RS.29</b>	<b>Undertakers Premises/Mortuary</b>					
RS.29.1	Application for approval to operate an undertakers premises		\$167.20	F	X	\$171.90
RS.29.2	Periodic inspection of undertakers premises		\$183.00	P	X	\$187.20

Index	Fee Description	Conditions	2019/2020 Fees	Pricing Policy	GST	2020/2021 Fees
RS.29.3	Application for approval to operate a mortuary		\$167.20	F	X	\$171.90
RS.29.4	Periodic inspection of mortuary		\$183.00	F	X	\$187.20
<b>RS.30</b>	<b>Water Sampling</b>					
RS.30.1	Bacteriological water sampling for public swimming pools		\$98.40	P	X	\$100.60
RS.30.2	Chemical and bacteriological water sampling and investigation for on-site water tanks including annual sampling of commercial premises and supplies		\$182.00	F	X	\$186.00
RS.30.3	Cryptosporidium Analysis		POA	M	X	POA
RS.30.4	Inspection of water carting vehicle/tanks		\$103.20	P	X	\$105.50
<b>RS.31</b>	<b>Education Courses run by Council</b>					
RS.31.1	Skin penetration, beauty treatment and hairdressing training courses		\$56.60	F	Y	\$57.90
RS.31.2	Pool maintenance training courses		\$56.60	F	Y	\$57.90
RS.31.3	Food handling education course		\$56.60	F	Y	\$57.90
RS.31.4	Not-for-profit organisations	Minimum charge	\$10.30	N	Y	\$10.60
<b>RS.32</b>	<b>Public Health Act 2010 &amp; Regulations 2012</b>					
RS.32.1	Improvement Notices and Prohibition Orders under the Public Health Regulations 2012 (Regulation 97) - <b>Prescribed Fee</b>		\$560.00	S	X	\$560.00
RS.32.2	Improvement Notices and Prohibition Orders under the Public Health Regulations 2012 (Regulation 97) - <b>In any other case</b>		\$270.00	S	X	\$270.00
RS.32.3	Re-inspection of premises subject of prohibition order	Public Health Regulation 2012 - Regulation 98 Per hour (Minimum charge 1/2 hour to a maximum charge of 2 hours - excluding travel time)	\$250.00	S	X	\$250.00
RS.32.4	Notification of installation or carrying out a function under Public Health Act & Regulations Issue notice or order for Regulated Systems		\$100.00	S	X	\$100.00
<b>REGULATION AND ENFORCEMENT</b>						
<b>RS.33</b>	<b>Location Costs for Stolen &amp; Abandoned Vehicles</b>					
RS.33.1	Zone 1 - Richmond, Windsor, Pitt Town, Cattai		\$188.40	F	X	\$192.60
RS.33.2	Zone 2 - Kurrajong, Kurrajong Heights, East Kurrajong, Glossodia, Blaxland Ridge and Ebenezer area		\$197.80	F	X	\$202.20
RS.33.3	Zone 3 - Bilpin, Colo Heights, Upper Colo areas		\$264.50	F	X	\$270.40
RS.33.4	Zone 4 - MacDonald Valley, St Albans and to the northern and north eastern boundaries		\$264.50	F	X	\$270.40
RS.34	Stationery, typing and the like involved in advice to Police and contractor including appropriate photographs		\$60.90	F	X	\$62.30
RS.35	Notification letter to owner, if applicable		\$45.00	F	X	\$46.00
RS.36	Storage charges for keeping vehicle in custody	At Contractors' Costs	POA	F	X	POA

Index	Fee Description	Conditions	2019/2020 Fees	Pricing Policy	GST	2020/2021 Fees
RS.37	Towing & removal (by Contractor)		\$109.00	F	X	\$111.40
<b>RS.38</b>	<b>Advertising Costs of abandoned vehicles</b>					
RS.38.1	Advertising Cost	Advertising cost, Plus Fee RS.38.2	POA	M	Y	POA
RS.38.2	Administration Fee	Plus Fee RS.38.1	\$128.10	F	Y	\$131.00
<b>RS.39</b>	<b>Other Impounding and Retrieval Fees</b>					
RS.39.1	Retrieval of confiscated shopping trolleys		\$188.40	R	X	\$193.00
RS.39.2	Retrieval of confiscated charity bins		\$318.50	R	X	\$325.50
<b>RS.40</b>	<b>Environmental Protection Inspections</b>					
RS.40.1	Non-compliance reinspection of business after environmental review	Per hour	\$127.20	F	Y	\$130.00
RS.40.2	Request for voluntary environmental review of business	Per hour	\$127.20	F	Y	\$130.00
RS.40.3	Noise level reading and assessment	Per hour	\$116.90	F	X	\$119.50
RS.40.4	Noise level reading and assessment after normal business hours	Per hour	\$219.60	F	X	\$224.50
RS.40.5	Audit of industrial/commercial premises for environmental compliance	Per hour	\$115.90	F	X	\$118.50
RS.40.6	Research and preparation of report for site history of contamination	Per hour	\$115.90	F	X	\$118.50
RS.40.7	Intensive agriculture premises inspection (piggeries, poultry, cattle etc.)		\$150.80	F	X	\$154.20
<b>RS.41</b>	<b>Environmental Protection Notices under POEO Act 1997</b>					
RS.41.1	Issuing notice administration fee		\$550.00	S	X	\$577.00
RS.41.2	Monitoring compliance to notice issued	Per hour	\$116.40	F	X	\$119.00
RS.41.3	Outstanding notices or orders information in register		\$105.80	F	X	\$108.20
<b>RS.42</b>	<b>Public Health Consultation and Investigation</b>					
RS.42.1	Pollution control investigation charges to polluter	Per hour	\$127.50	F	Y	\$130.30
<b>RS.43</b>	<b>Certificates/Documents Available-Regulatory Services</b>					
RS.43.1	S735A LGA Certificate-Outstanding notices and orders		\$105.80	F	X	\$108.20
RS.43.2	S735A LGA Certificate-Urgency Fee (24hrs turnaround)	Plus Fee RS.43.1	\$60.30	P	X	\$61.70
RS.43.3	SI21ZP, EP & A Certificate-Outstanding notices and orders		\$105.80	F	X	\$108.20
RS.43.4	SI21ZP, EP & A Certificate-Urgency Fee (24hrs turnaround)	Plus Fee RS.43.3	\$60.30	F	X	\$61.70
<b>RS.44</b>	<b>Registration Fees</b>					
RS.44.1	A' Framed sign on Council land	Annual administration fee	\$166.10	F	X	\$170.00
<b>SEWAGE MANAGEMENT FACILITIES</b>						
<b>RS.45</b>	<b>Sales</b>					
RS.45.1	Sale of septic irrigation warning signs		\$22.80	F	Y	\$23.40
<b>RS.46</b>	<b>Certificates/Documents available</b>					
RS.46.1	Copy of approval to operate septic system		\$27.90	F	X	\$28.60

Index	Fee Description	Conditions	2019/2020 Fees	Pricing Policy	GST	2020/2021 Fees
<b>RS.47</b>	<b>Septic Tanks Inspections</b>					
RS.47.1	Licence Fee - "Approval to operate a Sewage Management Facility".		\$153.50	F	X	\$156.90
RS.47.2	Pre-purchase inspection of Sewage Management Facility and written report		\$153.50	F	X	\$156.90
RS.47.3	Sewage Management Facility re-inspection fee		\$92.10	F	X	\$94.15
RS.47.4	Application to install a centralised Sewage Management Facility (e.g. Community Title)	Plus \$215.55 per allotment	\$332.00	F	X	\$339.20
RS.47.5	Inspection of Decommissioned Sewage Management Facility		\$81.00	P	X	\$82.80
RS.47.6	Septic tank application fee to install a Domestic System	Including assessment, 2 inspections & approval to operate for first year	\$540.50	M	X	\$552.40
<b>RS.48</b>	<b>Septic tank application fee to install a Commercial System</b>					
RS.48.1	Commercial septic systems less than \$20,000	Includes assessment and 2 inspections	\$540.50	M	X	\$552.40
RS.48.2	Commercial septic systems greater than or equal to \$20,000	Includes assessment and 4 inspections	\$1,227.60	M	X	\$1,254.60
RS.48.3	Application to alter a Sewage Management System	50% of current application fee for same system	POA	M	X	POA
RS.48.4	Application fee to install a Greywater System	Including assessment, 2 inspections & approval to operate for first year	\$540.50	M	X	\$552.40
<b>RS.49</b>	<b>Inspection of Private Water Scheme plumbing and drainage</b>					
RS.49.1	Inspection of private water scheme plumbing and drainage	Per inspection	\$197.80	M	X	\$202.20
<b>RS.50</b>	<b>Plumbing and Drainage Inspections</b>					
RS.50.1	Single Inspection	Internal and external	\$156.60	M	X	\$156.60
<b>WASTE COLLECTION</b>						
<b>RS.51</b>	<b>Waste Bins</b>					
RS.51.1	120/140L size		\$69.90	R	X	\$71.50
RS.51.2	240L size		\$102.60	R	X	\$104.90
RS.51.3	Second hand 240L		\$46.60	R	X	\$47.70
RS.51.4	Recycle bins		\$99.50	R	X	\$101.70
RS.51.5	Educational stickers for Waste and Recycling Bins		\$6.70	R	Y	\$6.90
<b>OTHER</b>						
<b>RS.52</b>	<b>Advertising Structures/Signs</b>					
RS.52.1	Sandwich Board Annual fee		\$166.10	R	X	\$170.00
RS.52.2	Retrieval of confiscated unauthorised sign on public land		\$237.60	R	X	\$243.00
<b>RS.53</b>	<b>Land Clearing - Hazard reduction (S66 Rural Fires Act)</b>					
RS.53.1	Contractor's cost for land clearing	Contractors' Fee, Plus Fee RS.53.2	POA	M	Y	POA
RS.53.2	Administration Charge	Plus Fee RS.53.1	\$432.20	R	Y	\$441.70
<b>RS.54</b>	<b>Sale of Tender Documents</b>					
RS.54.1	Sale of Tender documents (printing, paper, expertise, overheads)		POA	F	Y	POA

Index	Fee Description	Conditions	2019/2020 Fees	Pricing Policy	GST	2020/2021 Fees
<b>DEVELOPMENT SERVICES</b>						
<b>CONSTRUCTION AND DEVELOPMENT</b>						
<b>DS.1</b>	<b>Development Applications</b>					
DS.1.1	General Development	See Clause 246B EP&A Regulations 2000				
DS.1.2	Not exceeding \$5,000		\$110.00	S	X	\$110.00
DS.1.3	\$5,001 - \$50,000	Plus \$3.00 each \$1,000 above \$5,000	\$170.00	S	X	\$170.00
DS.1.4	\$50,001 - \$250,000	Plus \$3.64 each \$1,000 above \$50,000	\$352.00	S	X	\$352.00
DS.1.5	\$250,001 - \$500,000	Plus \$2.34 each \$1,000 above \$250,000	\$1,160.00	S	X	\$1,160.00
DS.1.6	\$500,001 - \$1,000,000	Plus \$1.64 each \$1,000 above \$500,000	\$1,745.00	S	X	\$1,745.00
DS.1.7	\$1,000,001 - \$10,000,000	Plus \$1.44 each \$1,000 above \$1,000,000	\$2,615.00	S	X	\$2,615.00
DS.1.8	More than \$10,000,000	Plus \$1.19 each \$1,000 above \$10,000,000	\$15,875.00	S	X	\$15,875.00
DS.1.9	Change of Use (Where no cost of works)	See Clause 250 EP&A Regulations 2000	\$285.00	S	X	\$285.00
<b>DS.2</b>	<b>Dwelling-houses</b>					
DS.2.1	Dwelling - houses not exceeding \$100,000	See Clause 247 EP&A Regulations 2000	\$455.00	S	X	\$455.00
DS.2.2	Dwelling - houses exceeding \$100,000	Fee calculated according to General Development Refer to Fees DS.1	POA	S	X	POA
<b>DS.3</b>	<b>Development Application for Tree Removal</b>					
DS.3.1	1 to 5 trees	Located on Heritage Listed Property	\$138.00	P	X	\$142.00
DS.3.2	6 to 25 trees	Located on Heritage Listed Property	\$303.00	P	X	\$310.00
DS.3.3	More than 25 trees	Located on Heritage Listed Property	POA	P	X	\$380.00
<b>DS.4</b>	<b>Development Application for Pools</b>					
DS.4.1	Pool - Permanent	Fee calculated according to General Development Refer to Fees DS.1	POA	S	X	POA
DS.4.2	Pool - Temporary (e.g. inflatable, self supporting)	Minimum charge under General Development Refer to Fees DS.1	\$110.00	S	X	\$110.00
<b>DS.5</b>	<b>Notification of Development Applications (Hawkesbury DCP)</b>					
DS.5.1	Requiring adjoining owners' advertisement	Plus Fees DS.5.2 - DS.5.5	\$445.00	P	X	\$455.00
DS.5.2	Notification Site Sign		\$82.00	F	X	\$84.00
DS.5.3	Requiring adjoining owners letters only (up to 20 properties)		\$192.00	P	X	\$197.00
DS.5.4	Requiring adjoining owners letters only (21 to 100 properties)		\$403.00	P	X	\$412.00
DS.5.5	Requiring adjoining owners letters only (more than 100 properties)		\$544.00	P	X	\$556.00
<b>DS.6</b>	<b>Notification of Development</b>	<b>EP&amp;A Regulations 2000</b>				
DS.6.1	Requiring notification to be given under Section 8.2 of the EP & A Act	Additional fee of not more than \$620.00 See Clause 257 of the EP&A Regulations	\$392.00	S	X	POA
DS.6.2	Requiring notice under S4.55(2) or S4.56(1)		\$665.00	S	X	\$665.00
DS.6.3	Notice and advertising of designated development	See Clause 252(a) EP&A Regulations 2000	\$2,220.00	S	X	\$2,220.00
DS.6.4	Advertised Development	See Clause 252(b) EP&A Regulations 2000	\$1,105.00	S	X	\$1,105.00



Index	Fee Description	Conditions	2019/2020 Fees	Pricing Policy	GST	2020/2021 Fees
DS.6.5	Prohibited Development	See Clause 252(c) EP&A Regulations 2000	\$1,105.00	S	X	\$1,105.00
DS.6.6	Notified Development	See Clause 252(d) EP&A Regulations 2000	\$1,105.00	S	X	\$1,105.00
<b>DS.7</b>	<b>Building Construction Certificates</b>					
<b>DS.7.1</b>	<b>Building Class 1 and 10 Buildings</b>					
DS.7.2	Up to \$5,000		\$313.00	R	Y	\$329.00
DS.7.3	\$5,001 up to \$12,000		\$624.00	R	Y	\$655.00
DS.7.4	\$12,001 up to \$100,000		\$1,005.00	R	Y	\$1,055.00
DS.7.5	\$100,001 up to \$200,000		\$1,164.00	R	Y	\$1,222.00
DS.7.6	\$200,001 up to \$350,000		\$1,587.00	R	Y	\$1,666.00
DS.7.7	Greater than \$350,000	\$2,110.00 Plus 0.1% of estimated cost of Development	POA	R	Y	POA
<b>DS.7.8</b>	<b>Building Class 2 – 9 Buildings</b>					
DS.7.9	Up to \$5,000		\$476.00	R	Y	\$500.00
DS.7.10	\$5,001 up to \$100,000		\$898.00	R	Y	\$943.00
DS.7.11	\$100,001 up to \$250,000		\$1,797.00	R	Y	\$1,887.00
DS.7.12	\$250,001 up to \$1,000,000		\$3,385.00	R	Y	\$3,555.00
DS.7.13	Greater than \$1,000,000	\$8,664.00 Plus 0.1% of estimated cost of Development	POA	R	Y	POA
DS.8	Certifiers' review (Engineering or Building) of works (not covered by above or elsewhere) – rate per hour	\$364.00 for first hour, then \$182.00 per hour or part thereof	POA	M	Y	POA
DS.9	Amended Building Construction Certificate (Minor change)	25% of original CC Fee	POA	M	Y	POA
DS.10	Amended Building Construction Certificate (Major change)	50% of original CC Fee	POA	M	Y	POA
<b>DS.11</b>	<b>Additional Fees</b>					
DS.11.1	Bushfire Assessment Level (BAL) – Risk assessment	Includes inspection	\$476.00	M	Y	\$500.00
DS.11.2	Hoarding application fee	Plus Fee DS.11.3 or Fee DS.11.4	\$233.00	M	X	\$245.00
DS.11.3	Type "A" Hoarding weekly rate	Per m2 up to 4 weeks, \$19.45 per m2 thereafter Plus Fee DS.11.2	\$24.00	M	X	\$25.00
DS.11.4	Type "B" Hoarding weekly rate	Per linear metre Plus Fee DS.11.2	\$18.00	M	X	\$19.00
DS.11.5	Mandatory inspection prior to release of Construction Certificate		\$185.00	M	Y	\$195.00
Proposed New Fee	Transfer of Principal Certifying Authority role to Council			M	Y	\$2,000.00
<b>DS.12</b>	<b>Scanning of hard copy documents and conversion into electronic format</b>					
DS.12.1	Documents (except DA form) are provided in electronic format (e.g. pdf)	File conversion fee may still apply see below	Free	N		Free
DS.12.2	\$4.55(i) Applications		Free	N		Free
DS.12.3	Applications (Value of works less than \$100,000)		\$27.00	M	Y	\$28.00
DS.12.4	Applications (Value of works between \$100,001 and \$500,000)		\$51.00	M	Y	\$52.00
DS.12.5	Applications (Value of works between \$500,001 and \$1,000,000)		\$103.00	M	Y	\$105.00

Index	Fee Description	Conditions	2019/2020 Fees	Pricing Policy	GST	2020/2021 Fees
DS.12.6	Applications (Value of works between \$1,000,001 and \$2,000,000)		\$318.00	M	Y	\$325.00
DS.12.7	Applications (Value of works greater than \$2,000,000)		\$700.00	M	Y	\$716.00
DS.12.8	Applications (Any value) – Not for Profit Organisations		Free	N		Free
DS.12.9	Subdivision – DA, Eng, CC & Sub Cert (3 Lots or less)		\$51.00	M	Y	\$52.00
DS.12.10	Subdivision – DA, Eng, CC & Sub Cert (4-19 Lots)		\$160.00	M	Y	\$164.00
DS.12.11	Subdivision – DA, Eng, CC & Sub Cert (20 lots or more and/or incorporating a road)		\$705.00	M	Y	\$721.00
DS.12.12	Subdivision – Boundary adjustment under LEP 2012		\$160.00	M	Y	\$164.00
<b>DS.13</b>	<b>Miscellaneous Documents</b>					
DS.13.1	Minimum Charge	Plus Fees DS.13.2 – DS.13.4	\$33.00	M	Y	\$34.00
DS.13.2	Up to A4	Per page Plus Fee DS.13.1	\$3.30	M	Y	\$3.50
DS.13.3	A3	Per page Plus Fee DS.13.1	\$7.00	M	Y	\$7.50
DS.13.4	Documents greater than A3	Plus Fee DS.13.1	\$27.00	M	Y	\$28.00
<b>DS.14</b>	<b>File conversion of electronic documents</b>					
DS.14.1	Documents (except application or certificate form) are provided in digital format consistent with Council naming conventions and file format requirements		Free	N		Free
DS.14.2	S4.55(1) Applications		Free	N		Free
DS.14.3	Applications (Value of works less than \$100,000)		\$13.00	M	Y	\$13.50
DS.14.4	Applications (Value of works between \$100,001 and \$500,000)		\$27.00	M	Y	\$28.00
DS.14.5	Applications (Value of works between \$500,001 and \$1,000,000)		\$52.00	M	Y	\$54.00
DS.14.6	Applications (Value of works between \$1,000,001 and \$2,000,000)		\$159.00	M	Y	\$163.00
DS.14.7	Applications (Value of works greater than \$2,000,000)		\$350.00	M	Y	\$358.00
DS.14.8	Applications (Any value) – Not for Profit Organisations		Free	N		Free
<b>DS.15</b>	<b>Subdivision (DA, Eng, CC &amp; Sub Cert)</b>					
DS.15.1	3 Lots or less		\$27.00	M	Y	\$28.00
DS.15.2	4 – 19 Lots		\$79.00	M	Y	\$81.00
DS.15.3	20 lots or more and/or incorporating a road		\$363.00	M	Y	\$371.00
DS.15.4	Boundary adjustments under LEP 2012		\$80.00	M	Y	\$82.00
DS.16	Stamping additional hard copy plans	When in excess of 1 set for applicant	\$27.00	M	Y	\$28.00
	<b>Building projects (other than dwellings &amp; residential additions) which involve civil works, e.g. car parks, drainage, etc. will be subject to the additional CC fees in the Subdivision and Civil Works section of this document</b>					

Index	Fee Description	Conditions	2019/2020 Fees	Pricing Policy	GST	2020/2021 Fees
<b>DS.17</b>	<b>Building Compliance Certificates</b>	<b>Includes all inspections</b>				
DS.17.1	Residential (Class 1,4)		\$1,296.00	M	Y	\$1,540.00
DS.17.2	Residential Additions		\$1,296.00	M	Y	\$1,540.00
DS.17.3	Residential Flat Building (Class 2)	Per unit	\$1,296.00	M	Y	\$1,540.00
DS.17.4	Commercial (Class 3,5,6 and 9)	Per unit Or \$1,092.35 per 500m2 floor area (whichever is greater)	\$1,296.00	M	Y	\$1,540.00
DS.17.5	Industrial (Class 7 and 8)	Per unit Or \$1,092.35 per 500m2 floor area (whichever is greater)	\$1,296.00	M	Y	\$1,540.00
DS.17.6	Other Class 10 structures		\$556.00	M	Y	\$660.00
DS.17.7	Demolition		\$556.00	M	Y	\$660.00
<b>DS.18</b>	<b>Building Compliance Certificates - Swimming Pools</b>	<b>Compliance and Non-Compliance Certificates</b>				
DS.18.1	In ground	Permanent	\$740.00	M	Y	\$880.00
DS.18.2	Above ground	Permanent	\$212.00	M	Y	\$440.00
DS.18.3	Temporary	e.g. inflatable, self supporting	\$184.00	M	Y	\$220.00
DS.18.4	Single Inspection		\$185.00	M	Y	\$220.00
DS.18.5	Re-inspection where failed or not ready		\$185.00	M	Y	\$220.00
DS.18.6	Single inspection (Swimming Pools only - for portable/inflatable pools or where Swimming Pool Compliance Certificate is required) - First Year		Free	N		Free
DS.18.7	Single inspection (Swimming Pools only - for portable/inflatable pools or where Swimming Pool Compliance Certificate is required) - Subsequent years		\$185.00	M	Y	\$220.00
<b>DS.19</b>	<b>Occupation Certificates</b>					
DS.19.1	Occupation Certificate - Class 1 (or combined Class 1 & 10)		\$265.00	M	Y	\$280.00
DS.19.2	Occupation Certificate - Class 10 (50% of Class 1)		\$132.00	M	Y	\$137.00
DS.19.3	Occupation Certificate - Class 2-9		\$794.00	M	Y	\$834.00
DS.19.4	Re-inspection where failed		\$185.00	M	Y	\$220.00
<b>DS.20</b>	<b>Resited Dwellings</b>					
DS.20.1	Refundable Deposit - Transit Damage		\$1,508.00	M	X	\$1,542.00
DS.20.2	Route inspection fee		\$185.00	M	X	\$220.00
<b>DS.21</b>	<b>Inspection of building</b>	<b>Where it is proposed to have it removed and re-erected</b>				
DS.21.1	Up to distance of 100km		\$556.00	M	X	\$585.00
DS.21.2	In excess of 100km		POA	M	X	POA
<b>DS.22</b>	<b>Complying Development Certificate</b>					
DS.22.1	CDC pre-certificate review (all development types)	40% of relevant CDC Fee (Fees DS.22.2 to DS.22.14), whichever is greater	POA	M	Y	POA
DS.22.2	CDC - Building Class 1 and 10 Buildings					
DS.22.3	Up to \$5,000	Plus Fee DS.17 to Fee DS.18.3, where applicable	\$372.00	R	Y	\$391.00
DS.22.4	\$5,001 up to \$12,000	Plus Fee DS.17 to Fee DS.18.3, where applicable	\$807.00	R	Y	\$847.00

Index	Fee Description	Conditions	2019/2020 Fees	Pricing Policy	GST	2020/2021 Fees
DS.22.5	\$12,001 up to \$100,000	Plus Fee DS.17 to Fee DS.18.3, where applicable	\$1,570.00	R	Y	\$1,649.00
DS.22.6	\$100,001 up to \$200,000	Plus Fee DS.17 to Fee DS.18.3, where applicable	\$2,114.00	R	Y	\$2,220.00
DS.22.7	\$200,001 up to \$350,000	Plus Fee DS.17 to Fee DS.18.3, where applicable	\$3,452.00	R	Y	\$3,625.00
DS.22.8	Greater than \$350,000	\$5,335.00 Plus Fee DS.17 to Fee DS.18.3, where applicable Plus 0.1% estimated cost of development	POA	R	Y	POA
<b>DS.22.9 CDC – Building Class 2 – 9 Buildings</b>						
DS.22.10	Up to \$5,000	Plus Fee DS.17 to Fee DS.18.3, where applicable	\$534.00	R	Y	\$561.00
DS.22.11	\$5,001 up to \$100,000	Plus Fee DS.17 to Fee DS.18.3, where applicable	\$1,465.00	R	Y	\$1,538.00
DS.22.12	\$100,001 up to \$250,000	Plus Fee DS.17 to Fee DS.18.3, where applicable	\$2,748.00	R	Y	\$2,885.00
DS.22.13	\$250,001 up to \$1,000,000	Plus Fee DS.17 to Fee DS.18.3, where applicable	\$6,098.00	R	Y	\$6,403.00
DS.22.14	Greater than \$1,000,000	\$11,568.00 Plus Fee DS.17 to Fee DS.18.3, where applicable Plus 0.1% estimated cost of development	POA	R	Y	POA
DS.23	Mandatory inspection prior to release of Complying Development Certificate		\$185.00	M	Y	\$220.00
DS.24	Modification of Complying Development Certificate – Minor (\$4.30 of EP&A Act 1979)	40% of the original fee	POA	M	Y	POA
DS.25	Modification of Complying Development Certificate – Major (\$4.30 of EP&A Act 1979)	65% of the original fee	POA	M	Y	POA
<b>To ensure that Council's prices for building certification services are competitive, Council will match the price of any genuine written quotation from a private certifier</b>						
<b>SUBDIVISION AND CIVIL WORKS</b>						
<b>DS.26 Development Application Fees</b>						
DS.26.1	New public road (See Clause 249(a)(i) EP&A Regulations 2000)	Plus \$65.00 per additional lot	\$665.00	S	X	\$665.00
DS.26.2	No new road (See Clause 249(a)(i) EP&A Regulations 2000)	Plus \$53.00 per additional lot	\$330.00	S	X	\$330.00
DS.26.3	Strata (See Clause 249(b) EP&A Regulations 2000)	Plus \$65.00 per additional lot	\$330.00	S	X	\$330.00
Proposed New Fee	Appointment and acceptance of Council as the Principal Certifying Authority	\$364.00 for first hour, then \$182.00 per hour or part thereof		M	Y	POA
DS.27	<b>Plan Checking – Construction Certificate (Civil Works) or Subdivision Construction Certificate</b>	<b>Plus Fees DS.34 – Fees DS.37 See Clause 6.4 EPA Act</b>				
<b>DS.27.1 Full width road construction</b>						
<b>DS.27.2 Residential, commercial &amp; industrial</b>						
DS.27.3	Minimum Charge	Or Fee DS.27.4, whichever is greater	\$836.00	M	Y	\$855.00
DS.27.4	Charge per linear metre	Per linear metre Or Fee DS.27.3, whichever is greater	\$21.00	M	Y	\$22.00
<b>DS.27.5 Rural Road</b>						
DS.27.6	Minimum Charge	Or Fee DS.27.7, whichever is greater	\$637.00	M	Y	\$651.00
DS.27.7	Charge per linear metre	Per linear metre Or Fee DS.27.6, whichever is greater	\$11.00	M	Y	\$12.00

Index	Fee Description	Conditions	2019/2020 Fees	Pricing Policy	GST	2020/2021 Fees
<b>DS.27.8</b>	<b>Half width road construction</b>					
<b>DS.27.9</b>	<b>Residential, commercial &amp; industrial</b>					
DS.27.10	Minimum Charge	Or Fee DS.27.11, whichever is greater	\$606.00	M	Y	\$620.00
DS.27.11	Charge per linear metre	Per linear metre Or Fee DS.27.10, whichever is greater	\$15.00	M	Y	\$16.00
<b>DS.27.12</b>	<b>Access Ways (includes crossings)</b>					
DS.27.13	Residential	\$364.00 for first hour, then \$182.00 per hour or part thereof	\$233.00	M	Y	POA
DS.27.14	Rural	\$364.00 for first hour, then \$182.00 per hour or part thereof	\$376.00	M	Y	POA
<b>DS.27.15</b>	<b>Drainage</b>					
DS.27.16	Minimum Charge	Or Fee DS.27.17, whichever is greater	\$275.00	M	Y	\$364.00
DS.27.17	Charge per linear metre (including pits and outlet)	Per linear metre Or Fee DS.27.16, whichever is greater	\$1.90	M	Y	\$5.00
<b>DS.28</b>	<b>Car Parking Areas</b>	<b>Maximum of 4 spaces For greater than 4 spaces - Fee DS.28 Plus Fee DS.30</b>	<b>\$226.00</b>	<b>M</b>	<b>Y</b>	<b>\$231.00</b>
<b>DS.29</b>	<b>On site stormwater detention</b>	<b>\$364.00 for first hour, then \$182.00 per hour or part thereof</b>	<b>\$353.00</b>	<b>M</b>	<b>Y</b>	<b>POA</b>
<b>DS.30</b>	<b>Certifiers' review (Engineering or Building) of works</b>	<b>\$364.00 for first hour, then \$182.00 per hour or part thereof</b>	<b>POA</b>	<b>M</b>	<b>Y</b>	<b>POA</b>
<b>DS.31</b>	<b>Amended Construction Certificate (Civil Works) or Subdivision Construction Certificate - Minor change to CC</b>	<b>25% of original CC Fee</b>	<b>POA</b>	<b>M</b>	<b>Y</b>	<b>POA</b>
<b>DS.32</b>	<b>Amended Construction Certificate (Civil Works) or Subdivision Construction Certificate - Major change to CC</b>	<b>50% of original CC Fee</b>	<b>POA</b>	<b>M</b>	<b>Y</b>	<b>POA</b>
<b>DS.33</b>	<b>Issue 88B signing of Plan (and related documents)</b>		<b>\$169.00</b>	<b>M</b>	<b>X</b>	<b>\$173.00</b>
<b>DS.34</b>	<b>Construction Inspection - Compliance Certificate (Civil Works) or Subdivision Works Inspections</b>	<b>Plus Fees DS.27 - Fees DS.30 See Clause 6.4 EPA Act</b>				
<b>DS.34.1</b>	<b>Full width road construction</b>					
<b>DS.34.2</b>	<b>Residential, commercial &amp; industrial</b>					
DS.34.3	Minimum Charge	Or Fee DS.34.4, whichever is greater	\$1,624.00	M	Y	\$1,660.00
DS.34.4	Charge per linear metre	Per linear metre Or Fee DS.34.3, whichever is greater	\$41.00	M	Y	\$42.00
<b>DS.34.5</b>	<b>Rural Road</b>					
DS.34.6	Minimum Charge	Or Fee DS.34.7, whichever is greater	\$1,268.00	M	Y	\$1,296.00
DS.34.7	Charge per linear metre	Per linear metre Or Fee DS.34.6, whichever is greater	\$18.00	M	Y	\$19.00
<b>DS.34.8</b>	<b>Half width road construction</b>					
<b>DS.34.9</b>	<b>Residential, commercial &amp; industrial</b>					
DS.34.10	Minimum Charge	Or Fee DS.34.11, whichever is greater	\$1,211.00	M	Y	\$1,238.00
DS.34.11	Charge per linear metre	Per linear metre Or Fee DS.34.10, whichever is greater	\$31.00	M	Y	\$32.00
<b>DS.34.12</b>	<b>Access Ways (includes crossings)</b>					
DS.34.13	Residential	\$364.00 for first hour, then \$182.00 per hour or part thereof	\$470.00	M	Y	POA
DS.34.14	Rural	\$364.00 for first hour, then \$182.00 per hour or part thereof	\$763.00	M	Y	POA

Index	Fee Description	Conditions	2019/2020 Fees	Pricing Policy	GST	2020/2021 Fees
<b>DS.34.15</b>	<b>Drainage</b>					
DS.34.16	Minimum Charge	Or Fee DS.34.17, whichever is greater	\$206.00	M	Y	\$211.00
DS.34.17	Charge per linear metre	Per linear metre Or Fee DS.34.16, whichever is greater	\$2.20	M	Y	\$2.25
DS.35	Car Parking Areas Compliance Certificate	Maximum of 4 spaces For greater than 4 spaces - Fee DS.35 Plus Fee DS.37	\$394.00	M	Y	\$403.00
DS.36	On-site stormwater detention		\$605.00	M	Y	\$618.00
DS.37	Certifiers' review (Engineering or Building) of works	\$364.00 for first hour, then \$182.00 per hour or part thereof	POA	M	Y	POA
DS.38	Re-inspection fee (where job not ready or deferred)	\$364.00 for first hour, then \$182.00 per hour or part thereof	\$287.00	M	Y	POA
<b>DS.39</b>	<b>Subdivision Certificate Fees</b>					
<b>DS.39.1</b>	<b>Subdivision Certificate</b>					
<b>DS.39.2</b>	<b>Torrens Title</b>					
DS.39.3	Torrens Title	Plus Fee DS.39.4 Plus Fees DS.65 - Fee DS.65.4 (where applicable)	\$369.00	M	X	\$377.00
DS.39.4	Charge Per Lot as shown on plan	Plus Fee DS.39.3 Plus Fees DS.65 - Fee DS.65.4 (where applicable)	\$185.00	M	X	\$189.00
Proposed New Fee	Reinspection for Linen - to be applied after inspection of plans/documents or if site inspection reveals incomplete documentation or works	50% of original fees		M	X	POA
<b>DS.39.6</b>	<b>Community Title</b>					
DS.39.7	Community Title	Plus Fee DS.39.7 Plus Fees DS.65 - Fee DS.65.4 (where applicable)	\$714.00	M	X	\$730.00
DS.39.8	Charge Per Lot as shown on plan	Plus Fee DS.39.6 Plus Fees DS.65 - Fee DS.65.4 (where applicable)	\$185.00	M	X	\$189.00
Proposed New Fee	Reinspection for Linen - to be applied after inspection of plans/documents or if site inspection reveals incomplete documentation or works	50% of original fees		M	X	POA
<b>DS.39.10</b>	<b>Strata title</b>					
DS.39.11	Strata title	Plus Fee DS.39.10 Plus Fee DS.40	\$590.00	M	X	\$603.00
DS.39.12	Charge Per Lot as shown on plan	Plus Fee DS.39.9 Plus Fee DS.40	\$185.00	M	X	\$189.00
DS.39.13	Mandatory inspection prior to release of Strata Certificate	\$364.00 for first hour, then \$182.00 per hour or part thereof	POA	M	X	POA
Proposed New Fee	Reinspection for Linen - to be applied after inspection of plans/documents or if site inspection reveals incomplete documentation or works	50% of original fees		M	X	POA
DS.40	Re-endorsement of previously approved plan/Subdivision Certificate		\$227.00	M	X	\$232.00
<b>DS.41</b>	<b>Performance Security Application &amp; Administration Fee</b>					
DS.41.1	Administration Fee - Security for works with a value of less than \$10,000		\$364.00	M	Y	\$372.00
DS.41.2	Administration Fee - Security for works with a value of \$10,000 or more		\$1,267.00	M	Y	\$1,295.00

Index	Fee Description	Conditions	2019/2020 Fees	Pricing Policy	GST	2020/2021 Fees
<b>ADDITIONAL APPLICATION FEES</b>						
<b>DS.42</b>	<b>Integrated Development</b>					
DS.42.1	Administration fee payable to Council in addition to DA Fee	See Clause 253 (1) EP&A Reg 2000	\$140.00	S	X	\$140.00
DS.42.2	Fee payable to each approval body in addition to DA fee	See Clause 253 (4) EP&A Reg 2000	\$320.00	S	X	\$320.00
<b>DS.43</b>	<b>Development Requiring Concurrence</b>					
DS.43.1	Administration fee payable to Council in addition to DA Fee	See Clause 252A (1) EP&A Reg 2000	\$140.00	S	X	\$140.00
DS.43.2	Fee payable to each concurrence authority in addition to DA Fee	See Clause 252A (5) EP&A Reg 2000	\$320.00	S	X	\$320.00
<b>DS.44</b>	<b>Designated Development</b>					
DS.44.1	Administration fee payable to Council in addition to DA Fee	See Clause 251 EP&A Reg 2000	\$920.00	S	X	\$920.00
DS.44.2	Residential Apartment Building	Payable for DA modification if referred to Design Review Panel see Clause 248 EP&A Reg 2000	\$3,000.00	S	X	\$3,000.00
<b>MODIFICATION AND REVIEW OF DEVELOPMENT CONSENT</b>						
<b>DS.45</b>	<b>Modification of Consent Section 4.55 EP&amp;A Act</b>	<b>See Clause 258 EP&amp;A Reg 2000</b>				
DS.45.1	Minor error, misdescription or miscalculation only (by Applicant) - Section 4.55 (1)		\$71.00	S	X	\$71.00
DS.45.2	Modification involving minimal environmental impact- Section 4.55 (1A) or Section 4.56 (1)	50% of original DA fee, OR \$645.00 (whichever is less), Plus Fee DS.6 Notification Fee where required	POA	S	X	POA
<b>DS.46</b>	<b>Modification not of minimal environmental impact- Section 4.55 (2) or Section 4.56 (1)</b>					
DS.46.1	Original DA fee less than \$100	50% of original DA fee, Plus Fee DS.6 Notification Fee where required	POA	S	X	POA
DS.46.2	Original DA fee \$100 or more, but no building, demolition or work	50% of original DA fee, Plus Fee DS.6 Notification Fee where required	POA	S	X	POA
DS.46.3	Dwelling \$100,000 or less	\$190.00 Plus Fee DS.6 Notification Fee where required	POA	S	X	POA
DS.46.4	Other Development up to \$5,000	\$55.00 Plus Fee DS.6 Notification Fee where required	POA	S	X	POA
DS.46.5	Other Development \$5,001 - \$250,000	\$85.00 Plus \$1.50 each \$1,000, Plus Fee DS.6 Notification Fee where required	POA	S	X	POA
DS.46.6	Other Development \$250,001 - \$500,000	\$500.00 Plus \$0.85 each \$1,000 above \$250,000 Plus Fee DS.6 Notification Fee where required	POA	S	X	POA
DS.46.7	Other Development \$500,001 - \$1,000,000	\$712.00 Plus \$0.50 each \$1,000 above \$500,000 Plus Fee DS.6 Notification Fee where required	POA	S	X	POA
DS.46.8	Other Development \$1,000,001 - \$10,000,000	\$987.00 Plus \$0.40 each \$1,000 above \$1,000,000 Plus Fee DS.6 Notification Fee where required	POA	S	X	POA



Index	Fee Description	Conditions	2019/2020 Fees	Pricing Policy	GST	2020/2021 Fees
DS.46.9	Other Development more than \$10,000,000	\$4,737.00 Plus \$0.27 each \$1,000 above \$10,000,000 Plus Fee DS.6 Notification Fee where required	POA	S	X	POA
DS.46.10	Residential Apartment Building – Modification of consent (See Clause 4.55 (2) of the EP&A Act and Clause 115 (3) of the EP&A Reg 2000)	\$760.00 Plus Fees DS.47.1 – DS.47.9, where applicable	POA	S	X	POA
Proposed New Fee	Specialist Technical Advice required in assessing an application, such as architecture, threatened species, noise, traffic, access and disability advice and major environmental impacts	100% of costs of each provision of advice		F	X	POA
<b>DS.47</b>	<b>Review of Determination DA – Under Section 8.2 of EP&amp;A Act 1979</b>	<b>See Clause 257 EP&amp;A Regulations 2000</b>				
DS.47.1	Does not involve erecting a building, demolition or work	50% of original DA fee, Plus Fee DS.6 Notification Fee where required	POA	S	X	POA
DS.47.2	Dwelling house \$100,000 or less	\$190.00 Plus Fee DS.6 Notification Fee where required	POA	S	X	POA
<b>DS.48</b>	<b>Review of Rejection of 8.2 Application</b>	<b>See Clause 257A EP&amp;A Regulations 2000</b>				
DS.48.1	Less than \$100,000.00		\$55.00	S	X	\$55.00
DS.48.2	More than \$100,000.00 and less than \$1,000,000.00		\$150.00	S	X	\$150.00
DS.48.3	More than \$1,000,000.00		\$250.00	S	X	\$250.00
<b>DS.49</b>	<b>Other Development based on estimated value</b>					
DS.49.1	Up to \$5,000		\$55.00	S	X	\$55.00
DS.49.2	\$5,001 – \$250,000	\$85.00 Plus \$1.50 each \$1,000 above \$5,000	POA	S	X	POA
DS.49.3	\$250,001 – \$500,000	\$500.00 Plus \$0.85 each \$1,000 above \$250,000	POA	S	X	POA
DS.49.4	\$500,001 – \$1,000,000	\$712.00 Plus \$0.50 each \$1,000 above \$500,000	POA	S	X	POA
DS.49.5	\$1,000,001 – \$10,000,000	\$987.00 Plus \$0.40 each \$1,000 above \$1,000,000	POA	S	X	POA
DS.49.6	More than \$10,000,000	\$4,737.00 Plus \$0.27 each \$1,000 above \$10,000,000	POA	S	X	POA
<b>DS.50</b>	<b>Review of Modification Determination – under Section 8.9 of EP&amp;A Act 1979</b>	<b>See Clause 258A EP&amp;A Regulations 2000</b>				
DS.50.1	Review where modification application refused or conditions imposed	50% of original DA fee, Plus Fee DS.6 Notification Fee	POA	S	X	POA
<b>DS.51</b>	<b>Amend Development, Section 4.55 or Section 8.2 application prior to determination</b>					
DS.51.1	Administration fee	10% of DA Fee Plus Fee DS.6 Notification Fee where required	POA	M	X	POA
Proposed New Fee	Application to extend Development Consent under Section 4.54 of the EP&A Act 1997	\$325.00 Plus \$665.00 if notice is required under Section 4.55(2) or Section 4.56(1) of the EP&A Act 1997		M	X	POA

Index	Fee Description	Conditions	2019/2020 Fees	Pricing Policy	GST	2020/2021 Fees
<b>CERTIFICATES AND DOCUMENTS</b>						
<b>DS.53</b>	<b>Certificates/Reports</b>					
<b>DS.53.1</b>	<b>S10.7 Planning Certificate</b>	<b>See Clause 259 of EP&amp;A Regulations 2000</b>				
DS.53.2	S10.7 (2) Planning Certificate		\$53.00	S	X	\$53.00
DS.53.4	S10.7 (5) Planning Certificate	Certificate where advice is provided under Section 107 (5) of the Act	\$133.00	S	X	\$133.00
DS.53.5	Certified copy of S10.7 Planning Certificate	Plus Fee DS.53.6 where applicable	\$53.00	S	X	\$53.00
DS.53.6	Fax or postage of certified copy of S10.7 (2) or S10.7 (5) Planning Certificate		\$17.45	F	X	\$17.90
<b>DS.54</b>	<b>S6.23 (2) Building Certificates</b>	<b>See Clause 260 of EP&amp;A Regulations 2000</b>				
DS.54.1	Class 1 (fee per dwelling) & Class 10 Buildings		\$250.00	S	X	\$250.00
DS.54.2	Additional Inspections		\$90.00	S	X	\$90.00
<b>DS.55</b>	<b>Class 2-9 Buildings</b>					
DS.55.1	Not Exceeding 200 square metres		\$250.00	S	X	\$250.00
DS.55.2	Exceeding 200 square metres but not exceeding 2,000 square metres	\$250.00 Plus \$0.50 per m2, over 200m2	POA	S	X	POA
DS.55.3	Exceeding 2,000 square metres	\$1,165.00 Plus \$0.075 per m2, over 2,000m2	POA	S	X	POA
<b>DS.56</b>	<b>Unapproved buildings as described in Clause 260 (3A), (3B) &amp; (3C) of EP&amp;A Regulations 2000</b>		<b>POA</b>	<b>S</b>	<b>X</b>	<b>POA</b>
DS.56.1	Copy of Building Certificate	See Clause 261 EP&A Regulations 2000	\$13.00	S	X	\$13.00
DS.57	Drainage Diagram		\$23.30	S	X	\$23.30
DS.58	Sewer Reference Sheet	where Drainage Diagram is unavailable	\$20.00	F	X	\$20.00
DS.59	Map Extract Certificate	See Clause 262 EP&A Regulations 2000	\$53.00	S	X	\$53.00
DS.60	Registration of all Part 4A or Complying Development Certificates (incl. Construction, Compliance, Occupation and Subdivision Certificates)	See Clause 263 EP&A Regulations 2000	\$36.00	S	X	\$36.00
DS.61	Submission of Annual Fire Safety Statement		\$95.00	F	X	\$150.00
Proposed New Fee	Annual Fire Safety Statement Schedule			F	X	\$137.10
<b>DS.63</b>	<b>Swimming Pools Act</b>					
DS.63.1	Application for Exemption	See Part 4, Clause 13 (1) Swimming Pools Regulation 2008	\$70.00	S	X	\$250.00
DS.63.2	Swimming Pool Safety Inspection by accredited certifier - first inspection	See Clause 19 (a) Swimming Pools Regulation 2008	\$150.00	S	X	\$150.00
DS.63.3	Swimming Pool Safety Inspection by accredited certifier - follow up inspection	See Clause 19 (b) Swimming Pools Regulation 2008	\$100.00	S	X	\$100.00
Proposed New Fee	First inspection where Certificate of Compliance ceased to be valid	See Clause 19 (c) Swimming Pools Regulation 2008		S	X	\$150.00
Proposed New Fee	Subsequent inspections where Certificate of Compliance ceased to be valid	See Clause 19 (d) Swimming Pools Regulation 2008		S	X	\$100.00
DS.63.6	Register a swimming pool		\$10.00	S	X	\$10.00
DS.63.7	Provision of Pool Register information - To owner or tenant or their agent only	See Clause 25 Swimming Pools Regulation 2008	\$10.00	S	X	\$10.00
DS.63.8	Swimming Pool Resuscitation Sign		\$27.50	M	Y	\$27.50

Index	Fee Description	Conditions	2019/2020 Fees	Pricing Policy	GST	2020/2021 Fees
<b>DS.64</b>	<b>S88G Certificate</b>	<b>See Clause 43 Conveyancing (General) Regulations 2013</b>				
DS.64.1	S88G Certificate - no inspection required	See Clause 43(B) Conveyancing (General) Regulations 2013	\$10.00	S	X	\$10.00
DS.64.2	S88G Certificate - inspection required	See Clause 43(A) Conveyancing (General) Regulations 2013	\$35.00	S	X	\$35.00
<b>DS.65</b>	<b>Endorsement of Legal Documents relating to development and subdivision</b>					
DS.65.1	Section 88B		\$218.00	M	X	\$223.00
DS.65.2	Section 88E, positive covenant and restrictions-as-to-user (RATU)		\$218.00	M	X	\$223.00
DS.65.3	Endorsement of amended 88B or 88E		\$218.00	M	X	\$223.00
DS.65.4	Endorsement of Legal Documents by Council Resolution and Seal (where required)		\$539.00	M	X	\$551.00
<b>DS.66</b>	<b>Maps, Plans &amp; Documents</b>					
<b>DS.66.1</b>	<b>Copies of Building Plans</b>					
DS.66.2	Customer printing approved plans from DA Tracker		Free	N		Free
DS.66.3	Copy of Approved Plans (per DA or CC approval) - Class 1 and 10		\$88.00	M	X	\$90.00
DS.66.4	Copy of Approved Plans (per DA or CC approval) - Class 2 - 9		\$167.00	M	X	\$171.00
<b>DS.67</b>	<b>Other Plans</b>					
DS.67.1	B1 sheet		\$14.00	M	X	\$14.50
DS.67.2	A1 sheet		\$12.00	M	X	\$12.50
DS.67.3	A2 sheet		\$6.40	M	X	\$6.50
DS.67.4	A3 sheet		\$1.80	M	X	\$1.90
DS.67.5	A4 sheet		\$0.95	M	X	\$1.00
<b>DS.68</b>	<b>Photocopies</b>					
DS.68.1	Black & white - A4	Per copy	\$0.90	F	X	\$0.92
DS.68.2	Black & white - A3	Per copy	\$1.80	F	X	\$1.84
DS.68.3	Studies, reports & other documents	Cost Plus 50%	POA	M	X	POA
<b>DS.69</b>	<b>Administration Fees for Withdrawn Applications and Certificates</b>					
DS.69.1	Administration Fee: Cancelled or withdrawn applications for certificates, diagrams, etc. (deducted from refund)		\$39.00	M	Y	\$40.00
DS.69.2	Administration Fee: Cancelled or withdrawn applications for DA, CC (building and engineering), S96, S8.2 applications (deducted from refund)		\$77.00	M	Y	\$79.00
<b>DS.70</b>	<b>Refunds for Withdrawn Applications and Certificates- (DA, CC, CDC, SC, S4.55, S8.2 only)</b>					
DS.70.1	Withdrawn within 3 days of lodgement - 100% of DA	100% of DA Fee, Admin, Scanning	POA	M	X	POA
DS.70.2	Withdrawn/Refund (prior to assessment) - 50% of DA Fee (excluding Scanning, Admin Fee and PlanFirst levy)	50% of DA Fee only	POA	M	X	POA

Index	Fee Description	Conditions	2019/2020 Fees	Pricing Policy	GST	2020/2021 Fees
DS.70.3	Withdrawn/Refund (after 7 day letter issued) - the amount will be assessed based on the work performed by Council	Based on work done and staff time	POA	M	X	POA
<b>MISCELLANEOUS FEES</b>						
DS.71	Flood level advice - Basic	Letter confirming 1:100 level only	\$116.00	M	Y	\$175.00
DS.72	Flood level advice - Detailed	Letter confirming 1:100 level, likely velocity, site specific matters etc.	\$577.00	M	Y	\$590.00
DS.73	Flood level advice - CDC	Letter confirming 1:100 level, likely velocity, site specific matters etc.	\$577.00	M	Y	\$590.00
DS.74	Fees, Charges or Penalties permitted under legislation other than LGA	As specified in relevant legislation	POA	S	X	POA
<b>DS.75</b>	<b>Applications under Section 68 of the Local Government Act</b>					
DS.75.1	Solid fuel heater Approval	S68 Activity under the Local Govt Act 1993	\$238.00	R	X	\$245.00
DS.75.2	Amusement devices	S68 Activity under the Local Govt Act 1993	\$63.00	M	X	\$65.00
Proposed New Fee	Application and Inspection of installations on Caravan Parks	S68 Activity under the Local Govt Act 1993		R	X	\$571.00
Proposed New Fee	Reinspection required of installations on Caravan Parks	S68 Activity under the Local Govt Act 1993		R	X	\$190.00
DS.75.5	Application and Inspection of a structure associated with manufactured or relocatable home and completion certificate	S68 Activity under the Local Govt Act 1993	\$558.00	R	X	\$571.00
DS.75.6	Reinspection of a structure associated with manufactured or relocatable home and completion certificate	S68 Activity under the Local Govt Act 1993	\$185.00	R	X	\$190.00
DS.75.7	Other Section 68 Applications		\$238.00	R	X	\$240.00
<b>WRITTEN ADVICE</b>						
DS.77	Written advice regarding Development Consent	\$137.10 per hour or part thereof (Minimum Fee \$137.10)	POA	P	Y	POA
DS.78	Written advice regarding Building Consent	\$137.10 per hour or part thereof (Minimum Fee \$137.10)	POA	P	Y	POA
DS.79	Response to written request involving interpretation or clarification of information/documents	\$137.10 per hour or part thereof (Minimum Fee \$137.10)	POA	P	Y	POA
DS.80	Written advice regarding contaminated land enquiries	\$137.10 per hour or part thereof (Minimum Fee \$137.10)	POA	P	Y	POA
DS.81	Written advice regarding exempt subdivision development	\$137.10 per hour or part thereof (Minimum Fee \$137.10)	POA	P	Y	POA
DS.82	Prelodgement Meetings - General	Per hour (Minimum Fee \$590.00) Includes one initial and one follow up meeting. All subsequent meetings will be charged.	POA	P	Y	POA
DS.83	Prelodgement Meetings - Major	Per hour (Minimum Fee \$885.00) Includes one initial and one follow up meeting. All subsequent meetings will be charged.	POA	P	Y	POA
Proposed New Fee	Review of Revised Proposal - General	Per hour (Minimum Fee \$433.00)		P	Y	\$433.00
Proposed New Fee	Review of Revised Proposal - Major	Per hour (Minimum Fee \$705.00)		P	Y	\$705.00
Proposed New Fee	Written confirmation of Heritage Works Exemption requests under Clause 5.10(3) of HLEP 2012	Per hour (Minimum Fee \$400.00)		P	X	\$400.00
DS.87	Enquiries using the Electronic Housing Code		Free	N		Free

Index	Fee Description	Conditions	2019/2020 Fees	Pricing Policy	GST	2020/2021 Fees
<b>STRATEGIC PLANNING SERVICES</b>						
<b>ADDITIONAL APPLICATION FEES</b>						
<b>SP.1</b>	<b>Application to Prepare Local Environmental Plans (LEP's) or Preparation/Amendment of Development Control Plan (DCP)</b>					
SP.1.1	Planning proposals relating to Section 73A of the Environment Planning and Assessment Act 1979 matters		\$2,410.85	M	X	\$2,463.90
SP.1.2	Planning proposal – Reclassification of land only	\$18,404.00, Plus the cost of specialist advice and studies required Refund of 90% of fee if applicant withdraws prior to Council determination. Refund of 50% of fee if Council resolves not to proceed to Gateway Determination. Refund of 40% of fee if Gateway Determination is not to proceed. In all other circumstances, there will be no refund	POA	M	X	POA
SP.1.3	Planning proposal – Minor – relating to LEP Definitions, Clauses, Heritage Listings or minor additional permitted uses within an existing zone	\$11,503.00, Plus the cost of specialist advice and studies required Refund of 90% of fee if applicant withdraws prior to Council determination. Refund of 50% of fee if Council resolves not to proceed to Gateway Determination. Refund of 40% of fee if Gateway Determination is not to proceed. In all other circumstances, there will be no refund	POA	M	X	POA
SP.1.4	Planning proposal – Major – relating to a change of zoning and/or minimum allotment size provisions (and development yield is below 20 lots)	\$28,756.00, Plus the cost of specialist advice and studies required Refund of 90% of fee if applicant withdraws prior to Council determination. Refund of 50% of fee if Council resolves not to proceed to Gateway Determination. Refund of 40% of fee if Gateway Determination is not to proceed. In all other circumstances, there will be no refund	POA	M	X	POA
SP.1.5	Planning proposal – Significant – relating to a significant change of zoning and/or other provisions (and development yield exceeds 20 lots and/or development cost is more than \$10 million)	\$57,514.00, Plus the cost of specialist advice and studies required Refund of 90% of fee if applicant withdraws prior to Council determination. Refund of 50% of fee if Council resolves not to proceed to Gateway Determination. Refund of 40% of fee if Gateway Determination is not to proceed. In all other circumstances, there will be no refund	POA	M	X	POA
SP.1.6	Preparation or variation to DCP – Minor – changes to existing DCP (eg. Minor changes to wording, diagrams)	Quotation on application – written response will be quoted at professional rate per hour (as per Fee FS.1)	POA	M	X	POA
SP.1.7	Preparation or variation to DCP – Major – involving significant changes (eg. New DCP chapter)	Quotation on application – written response will be quoted at professional rate per hour for senior staff (as per Fee FS.1)	POA	M	X	POA

Index	Fee Description	Conditions	2019/2020 Fees	Pricing Policy	GST	2020/2021 Fees
<b>SP.2</b>	<b>Advertising of Planning Proposals and DCP Variations</b>					
SP.2.1	Advertising for all applications (payable in addition to fee for planning proposal and/or DCP variation fee)	Plus Fees SP.1.1 – SP.1.7 Plus Fees SP.2.2 – SP.2.4	\$445.00	P	X	\$455.00
SP.2.2	Requiring adjoining owners letters only (up to 20 properties)		\$192.00	M	X	\$197.00
SP.2.3	Requiring adjoining owners letters only (21 to 100 properties)		\$403.00	M	X	\$412.00
SP.2.4	Requiring adjoining owners letters only (more than 100 properties)		\$544.00	M	X	\$556.00
Proposed New Fee	Works-in-Kind					
Proposed New Fee	Works-in-Kind Proposal Fees					
Proposed New Fee	For each full Section 7.11 work listed in a contributions plan			F	X	\$264.00
Proposed New Fee	For each part of a Section 7.11 work listed in a contributions plan			F	X	\$530.00
Proposed New Fee	Works-in-Kind Supervision Fees					
Proposed New Fee	Works-in-Kind Supervision Fee	The lessor of 3% of the value of each full or part Section 7.11 work listed in a contributions plan; Plus \$60,000 for each full or part Section 7.11 work listed in a contributions plan		F	X	POA
<b>CERTIFICATES AND DOCUMENTS</b>						
<b>SP.4</b>	<b>Hawkesbury Development Control Plan</b>					
SP.4.1	Hard Copy – DCP & Appendices	See Clause 19 EP&A Reg 2000	\$140.20	M	X	\$143.30
SP.4.2	Hard Copy – DCP only	See Clause 19 EP&A Reg 2000	\$99.40	M	X	\$101.60
SP.4.3	Hard Copy – Appendices only	See Clause 19 EP&A Reg 2000	\$71.40	M	X	\$72.95
SP.4.4	CD Rom	See Clause 19 EP&A Reg 2000	\$34.40	M	X	\$35.15
SP.4.5	Download from www.hawkesbury.nsw.gov.au	See Clause 19 EP&A Reg 2000	Free	N		Free
<b>SP.5</b>	<b>Local Environmental Plan 1989 or 2012</b>					
SP.5.1	Written document		\$16.65	M	X	\$17.00
SP.5.2	Download LEP 1989 maps from www.hawkesbury.nsw.gov.au		Free	N		Free
SP.5.3	Coloured map set (LEP 1989 only)		\$462.60	M	X	\$472.80
SP.5.4	Single colour map (LEP 1989 only)		\$61.15	M	X	\$62.50
SP.5.5	Download LEP 2012 maps from www.hawkesbury.nsw.gov.au		Free	N		Free
SP.5.6	Coloured map set (LEP 2012 only)		POA	M	X	POA
SP.5.7	Single colour map (LEP 2012 only)		POA	M	X	POA
<b>SP.6</b>	<b>Development Contribution Plan (S94 Plan and S94a Plan)</b>					
SP.6.1	Hardcopy of Plan	See Clause 38 EP&A Reg 2000	\$9.25	M	X	\$9.25
SP.6.2	Internet download	See Clause 38 EP&A Reg 2000	Free	N		Free
<b>SP.7</b>	<b>Planning Studies</b>					
<b>SP.7.1</b>	<b>Hawkesbury Residential Land Strategy</b>					
SP.7.2	Written document		\$20.00	M	X	\$20.50

Index	Fee Description	Conditions	2019/2020 Fees	Pricing Policy	GST	2020/2021 Fees
SP.7.3	Download from www.hawkesbury.nsw.gov.au		Free	N		Free
<b>SP.7.4</b>	<b>Hawkesbury Employment Land Strategy</b>					
SP.7.5	Written document		\$22.00	M	X	\$22.50
SP.7.6	Download from www.hawkesbury.nsw.gov.au		Free	N		Free
<b>SP.7.7</b>	<b>Hawkesbury Floodplain Risk Management Study and Plan</b>					
SP.7.8	Written document		\$50.00	M	X	\$51.10
SP.7.9	Download from www.hawkesbury.nsw.gov.au		Free	N		Free
<b>MISCELLANEOUS FEES</b>						
<b>SP.8</b>	<b>Infrastructure Contribution Payment Rates (under Section 94/94a Plans)</b>	<b>Refers to Sections 7.11 and 7.12 of the Environmental Planning and Assessment Amendment Act 2017 (NSW)</b>				
SP.8.1	Provision of local infrastructure including, but not limited to, car parks, community facilities, land acquisition, park improvements, plan administration, recreation facilities, road works, stormwater drainage	As per Section 94/94a Plan, Adopted by Council, indexed accordingly	POA	F	X	POA
<b>SP.9</b>	<b>Drainage Works</b>	<b>S64 Local Government Act 1993</b>				
SP.9.1	Drainage Catchment 1	Per m2 of site area	POA	F	X	POA
SP.9.2	Drainage Catchment 2	Per m2 of site area	POA	F	X	POA
SP.9.3	Drainage Catchment 3	Per m2 of site area	POA	F	X	POA
SP.9.4	Drainage Catchment 4	Per m2 of site area	POA	F	X	POA
SP.9.5	Drainage Catchment 5	Per m2 of site area	POA	F	X	POA
SP.9.6	Drainage Catchment 6	Per m2 of site area	POA	F	X	POA
<b>CONSTRUCTION AND MAINTENANCE</b>						
<b>CONSTRUCTION AND MAINTENANCE</b>						
<b>CM.1</b>	<b>Road Opening Permit</b>		<b>\$230.75</b>	<b>F</b>	<b>X</b>	<b>\$235.85</b>
<i>Restoration charges below must be paid in addition to the Road Opening Permit. Unless otherwise stated, all charges are per m<sup>2</sup> and minimum area charged is 2m<sup>2</sup></i>						
<i>Also, any work performed adjacent to a state road or town centre, will incur an additional charge for traffic control to RMS standards, based on actual cost plus 5%</i>						
<b>CM.2</b>	<b>Driveways- Restoration</b>					
<b>CM.2.1</b>	<b>Concrete</b>					
CM.2.2	Residential driveways 100mm thick	Per m2 (Minimum area 2m2)	\$317.35	F	X	\$324.35
CM.2.3	Industrial driveways 150mm thick concrete	Per m2 (Minimum area 2m2)	\$386.45	F	X	\$394.95
<b>CM.2.4</b>	<b>Pavers</b>					
CM.2.5	Returned to Council's Works Depot in good order	Per m2 (Minimum area 2m2)	\$412.55	F	X	\$421.65
CM.2.6	Where Council is required to supply pavers	Per m2 (Minimum area 2m2)	\$496.80	F	X	\$507.75
CM.2.7	Bitumen surfaces/paths	Per m2 (Minimum area 2m2)	\$193.90	F	X	\$198.15
CM.2.8	Formed paths - earth, grassed or gravel	Per m2 Up to 15m2 (Minimum area 2m2)	\$155.80	F	X	\$159.25



Index	Fee Description	Conditions	2019/2020 Fees	Pricing Policy	GST	2020/2021 Fees
CM.2.9	Formed paths - earth, grassed or gravel	For areas greater than 15m2, the first 15m2 is charged as per Fee CM.2.8, Plus \$29.47 per m2 thereafter	POA	F	X	POA
CM.2.10	Non-Formed paths (All rural areas)	Per m2 (Minimum area 2m2)	\$14.30	F	X	\$14.60
<b>CM.2.11</b>	<b>Driveway Inspections Fees (Residential)</b>					
CM.2.12	First 2 inspections		\$150.00	F	X	\$153.30
CM.2.13	Subsequent inspections		\$80.90	F	X	\$82.70
<b>CM.2.14</b>	<b>Driveway Inspections Fees (Commercial/Industrial)</b>					
CM.2.15	Inspection - Commercial/Industrial		\$311.55	F	X	\$318.40
<b>CM.3</b>	<b>Footpaths - Restoration</b>					
CM.3.1	Concrete path	Per m2 (Minimum area 2m2)	\$274.45	F	X	\$280.50
CM.3.2	Concrete with bitumen/asphalt surface paths	Per m2 (Minimum area 2m2)	\$289.40	F	X	\$295.75
<b>CM.4</b>	<b>Kerbing and Guttering - Restoration</b>	<b>Per linear metre</b>				
CM.4.1	Concrete kerb and gutter	Per metre (Minimum length 2m)	\$362.70	M	X	\$370.70
<b>CM.5</b>	<b>Roads - Restoration</b>					
CM.5.1	Formed roads (earth or gravel)	Per m2 (Minimum area 2m2)	\$214.80	M	X	\$219.55
<b>CM.5.2</b>	<b>Bitumen or asphalt surface (max 23mm thick A.C.)</b>					
CM.5.3	Per opening up to 50m2	Per m2 (Minimum area 2m2)	\$289.50	M	X	\$295.85
CM.5.4	Per opening after the first 50m2	Fee CM.5.3 per m2 Plus \$228.72 per m2 thereafter	POA	M	X	POA
<b>CM.5.5</b>	<b>Asphaltic concrete pavement (deep lift)</b>					
CM.5.6	Per opening up to 35m2 (Minimum 2m2)	Per m2 Up to 35m2 (Minimum area 2m2)	\$383.85	M	X	\$392.30
CM.5.7	Per opening after the first 35m2	For areas greater than 35m2, the first 35m2 is charged as per Fee CM.5.6 Plus \$334.04 per m2 thereafter	POA	M	X	POA
CM.5.8	Concrete pavement roads	Per m2 (Minimum area 2m2)	POA	M	X	POA
<b>CM.6</b>	<b>Kerbing and Guttering - New Construction</b>					
CM.6.1	Kerbing and guttering construction					
CM.6.2	50% of the cost of the work	As per Contractors' charges	POA	F	Y	POA
CM.6.3	25% for side boundary on corner block	As per Contractors' charges	POA	F	Y	POA
<b>CM.7</b>	<b>Private Works / Advertising Signs</b>					
<b>CM.7.1</b>	<b>Industrial Area Advertising Boards</b>					
CM.7.2	Name & Address only		\$187.20	R	X	\$191.30
CM.7.3	Annual charge for maintaining Name and Address only sign		\$130.75	R	X	\$133.65
CM.7.4	Name, Address with Logo		\$279.05	R	X	\$285.20
CM.7.5	Annual charge for maintaining Name, Address with Logo sign		\$196.05	R	X	\$200.35

Index	Fee Description	Conditions	2019/2020 Fees	Pricing Policy	GST	2020/2021 Fees
<b>CM.8</b>	<b>Traffic Control Barrier Fee</b>					
CM.8.1	Barricades on footways, emergency barricades and lights & temporary footway crossings		POA	F	X	POA
<b>IRRIGATION LICENCE FEE</b>						
<b>CM.9</b>	<b>Permit to Irrigate Fee</b>		<b>\$411.30</b>	<b>M</b>	<b>X</b>	<b>\$420.35</b>
CM.9.1	Annual Licence Fee		\$173.10	M	X	\$176.90
<b>OTHER FEES</b>						
<b>CM.10</b>	<b>Road Occupancy</b>					
CM.10.1	Permit to occupy road/footpath for Event purposes – must be accompanied by a Traffic Management Plan	Per day or part thereof	POA	M	X	POA
CM.10.2	Permit to occupy road/footpath, to stand crane/vehicle or for any other construction purposes on Regional/ Local Roads in Non-Commercial areas – must be accompanied by a Traffic Management Plan, if required	Per week or part thereof	\$230.75	M	X	\$235.85
CM.10.3	Permit to occupy road/footpath, to stand crane/vehicle or for any other construction purposes on Regional/ Local Roads in Commercial areas – must be accompanied by a Traffic Management Plan, if required	Per day or part thereof	\$230.75	M	X	\$235.85
CM.10.4	Permit to occupy road/footpath, to stand crane/vehicle or for any other construction purposes on Roads and Maritime Services (RMS) controlled roads	Applications must be approved by RMS prior to consideration by Council	POA	M	X	POA
CM.10.5	Construction Establishment Fee		\$923.00	M	X	\$943.30
CM.10.6	Construction Zone	Per Week Per 12.5m (truck length)	\$115.45	M	X	\$118.00
<b>CM.11</b>	<b>Sale of Tender Documents</b>					
CM.11.1	Sale of Tender documents (printing, paper, expertise, overheads)		POA	R	Y	POA
<b>CM.12</b>	<b>Road Closures</b>					
CM.12.1	Assess Traffic Management Plan		POA	F	X	POA
<b>DESIGN AND MAPPING SERVICES</b>						
<b>SALES</b>						
<b>DM.1</b>	<b>Sale of Maps</b>	<b>Supplied from Geographical Information System</b>				
<b>DM.1.1</b>	<b>Category 1: Maps displaying cadastral data, creeks, rivers and contours</b>	<b>Prices for 1–10 sheets Price for 11 copies or more on application</b>				
DM.1.2	A0 sheet		\$60.50	F	X	\$61.80
DM.1.3	A1 sheet		\$57.65	F	X	\$58.90
DM.1.4	A2 sheet		\$37.70	F	X	\$38.50
DM.1.5	A3 sheet		\$28.15	F	X	\$28.75
DM.1.6	A4 sheet		\$20.45	F	X	\$20.90
<b>DM.1.7</b>	<b>Category 2: Maps displaying aerial photography, slope data, vegetation or data requiring manipulation.</b>	<b>Prices for 1–10 sheets Price for 11 copies or more on application</b>				
DM.1.8	A0 sheet		\$106.05	F	X	\$108.35

Index	Fee Description	Conditions	2019/2020 Fees	Pricing Policy	GST	2020/2021 Fees
DM.1.9	A1 sheet		\$100.80	F	X	\$103.00
DM.1.10	A2 sheet		\$85.35	F	X	\$87.20
DM.1.11	A3 sheet		\$58.50	F	X	\$59.75
DM.1.12	A4 sheet		\$52.80	F	X	\$53.95
<b>DM.1.13</b>	<b>Sale of Tender Documents</b>					
DM.1.14	Sale of Tender Documents (printing, paper, expertise, overheads)	At cost	POA	F	Y	POA
<b>ROAD NAMING – NEW ROAD</b>						
<b>DM.2</b>	<b>Road Naming Application Fee</b>	<b>Naming of newly created Public and Private Roads – The Fee is for up to and including 5 roads (road names) per application within the one site. More than 5 road names will be priced in multiple blocks of 5 road names. The Fee excludes the sign and erection of the sign.</b>	<b>\$840.00</b>	<b>F</b>	<b>X</b>	<b>\$860.00</b>
<b>PARKS AND RECREATION – HAWKESBURY SPORTS COUNCIL</b>						
<b>PLAYER FEE</b>						
SC.1	Registered Player Fee	Per player	\$7.20	E	Y	\$7.20
<b>GROUND AND FACILITY FEES</b>						
SC.2	Basic Ground booking fee	Per field Per discipline season	\$765.00	E	Y	\$780.00
SC.3	Casual Ground Hire	Full day	\$211.00	E	Y	\$211.00
<b>BENSONS SPORTS FIELDS</b>						
SC.4	Casual Turf Wicket Hire	Not including preparation fee	\$395.00	E	Y	\$395.00
SC.5	Casual Turf Wicket Preparation Fee		\$235.00	E	Y	\$235.00
SC.6	Casual Synthetic Wicket Hire		\$211.00	E	Y	\$211.00
SC.7	Casual Bensons Other Ground Hire		\$211.00	E	Y	\$211.00
<b>OWEN EARLE OVAL</b>						
SC.8	Owen Earle Oval	Not including preparation fee	\$513.00	E	Y	\$513.00
SC.9	Owen Earle Turf Wicket Preparation		\$270.00	E	Y	\$270.00
<b>CANTEEN HIRE FEES</b>						
SC.10	Per discipline season		\$400.00	E	Y	\$400.00
SC.11	Casual Hire	Per day Plus Fee SC.12	\$170.00	E	Y	\$170.00
SC.12	Casual Hire – Refundable deposit		\$125.00	E	X	\$125.00
<b>CALL OUT FEES</b>						
SC.13	After hours call out fee for failing to secure buildings or turn off lights		\$160.00	E	Y	\$160.00
<b>FLOODLIGHTING/ELECTRICITY CHARGES</b>						
<b>SC.14</b>	<b>Casual hire</b>	<b>Per hour</b>	<b>\$52.00</b>	<b>E</b>	<b>Y</b>	<b>\$52.00</b>
SC.14.1	1 night	Per week, Per season	\$250.00	E	Y	\$287.50
SC.14.2	2 nights	Per week, Per season	\$490.00	E	Y	\$563.50
SC.14.3	3 nights	Per week, Per season	\$630.00	E	Y	\$644.00

Index	Fee Description	Conditions	2019/2020 Fees	Pricing Policy	GST	2020/2021 Fees
SC.14.4	4 nights	Per week, Per season	\$845.00	E	Y	\$864.00
SC.14.5	5 nights	Per week, Per season	\$1,050.00	E	Y	\$1,074.00
SC.14.6	6 nights	Per week, Per season	\$1,300.00	E	Y	\$1,330.00
SC.14.7	7 nights	Per week, Per season	\$1,500.00	E	Y	\$1,533.00
KEYS						
SC.15	Refundable key deposit	Per key	\$25.00	E	X	\$25.00
SC.16	Replacement keys		\$25.00	E	Y	\$25.00
	<b>Each user is required to pay \$25 per key per season. The deposit will be refunded upon the return of the key at the completion of the season</b>					
	<b>To assist in the ground &amp; facility security, every effort will be made to limit the number of keys issued to each ground user. Users are required to return keys at the end of each season</b>					
	<b>Additional or replacement keys, over and above the original key, will only be granted upon written application from the club, justifying why the key is required</b>					
	<b>Associations using various fields must arrange for access to grounds through the home team of each particular ground</b>					
SECURITY/CLEANING BOND/ADMINISTRATION FEE						
SC.17	Casual bookings refundable security deposit					
SC.17.1	Small Events		\$260.00	E	X	\$266.00
SC.17.2	Large Events		\$1,070.00	E	X	\$1,094.00
SC.18	Casual Administration fee		\$160.00	E	Y	\$164.00
TENNIS AND NETBALL COURT HIRE						
SC.19	North Richmond Tennis Courts					
SC.19.1	Permanent Bookings					
SC.19.2	Per night hour		\$20.00	E	Y	\$21.00
SC.19.3	Per day hour		\$12.00	E	Y	\$12.50
SC.19.4	Casual Bookings					
SC.19.5	Per night hour		\$100.00	E	Y	\$102.00
SC.19.6	Per day hour		\$40.00	E	Y	\$40.00
SCHOOL HIRERS						
SC.20	Primary School	Per field, Per school year	\$350.00	E	Y	\$402.50
SC.21	High School	Per field, Per school year	\$520.00	E	Y	\$598.00
SC.22	Tennis Courts	Per court, Per school year	\$130.00	E	Y	\$149.50
SC.23	Netball Courts	Per court, Per school year	\$130.00	E	Y	\$149.50
SC.24	Primary School Sports Association (P.S.S.A.)	Per competitor, Per sport	\$3.30	E	Y	\$3.80
SC.25	School carnival and/or school event hire – Primary School	Per day	\$150.00	E	Y	\$172.50
SC.26	School carnival and/or school event hire – High School	Per day	\$200.00	E	Y	\$230.00

Index	Fee Description	Conditions	2019/2020 Fees	Pricing Policy	GST	2020/2021 Fees
<b>EVENT BIN HIRE</b>						
SC.27	Supply, Hire & Emptying of Bins	Per bin, Per day	\$25.00	E	Y	\$26.00
<b>COMMERCIAL ORGANISATIONS – HIRE FEES</b>						
SC.28	Commercial hire fees for organisations	Charged at the above rates Plus 25% commercial levy	POA	E	Y	POA
<b>WET WEATHER TRAINING FACILITY</b>						
SC.29	Large area – day hire (no floodlighting)	Per hour	\$40.00	E	Y	\$41.00
SC.30	Small area – day hire (no floodlighting)	Per hour	\$20.00	E	Y	\$20.50
SC.31	Large area – night hire with floodlighting	Per hour	\$100.00	E	Y	\$102.50
SC.32	Small area – night hire with floodlighting	Per hour	\$50.00	E	Y	\$51.50
<b>PARKS AND RECREATION – MCMAHONS PARK</b>						
<b>PLAYER FEE</b>						
MP.1	Registered Player Fee	Per player	\$7.20	E	Y	\$7.20
<b>GROUND AND FACILITY FEES</b>						
<b>MP.2 Basic Ground booking fee</b>						
MP.2.1	Sports Oval per discipline season		\$765.00	E	Y	\$780.00
MP.2.2	Community Groups – per discipline season	Community groups, personal trainers, fitness groups etc Season is considered to be 6 months Does not include hire of lights	\$298.00	E	Y	\$304.00
<b>MP.3 Casual Ground Hire</b>						
MP.3.1	Full day		\$211.00	E	Y	\$211.00
<b>MP.4 Canteen Hire</b>						
MP.4.1	Per Discipline/Season		\$280.00	E	Y	\$286.00
MP.4.2	Per day		\$170.00	E	Y	\$170.00
<b>FLOODLIGHTING/ELECTRICITY CHARGES</b>						
MP.5	Casual hire	Per hour	\$52.00	E	Y	\$52.00
MP.6	1 night	Per week, per season	\$250.00	E	Y	\$287.50
MP.7	2 nights	Per week, per season	\$490.00	E	Y	\$563.50
MP.8	3 nights	Per week, per season	\$630.00	E	Y	\$644.00
MP.9	4 nights	Per week, per season	\$845.00	E	Y	\$864.00
MP.10	5 nights	Per week, per season	\$1,050.00	E	Y	\$1,074.00
<b>KEYS</b>						
MP.11	Refundable deposit	Per key	\$50.00	E	X	\$50.00
<b>CALL OUTS</b>						
MP.12	Failing to switch off floodlighting		\$160.00	E	Y	\$160.00
MP.13	Failing to secure Canteen/Hall building		\$169.00	E	Y	\$173.00
<b>SECURITY/CLEANING BOND</b>						
MP.14	Casual Bookings refundable security deposit	Minimum charge				

Index	Fee Description	Conditions	2019/2020 Fees	Pricing Policy	GST	2020/2021 Fees
MP.14.1	Small Events		\$260.00	E	X	\$266.00
MP.14.2	Large Events		\$1,070.00	E	X	\$1,094.00
<b>CASUAL SCHOOL HIRE</b>						
MP.15	Primary School – 1 day per week	Per term	\$77.00	E	Y	\$78.00
MP.16	Primary School – 2 days per week	Per term	\$96.00	E	Y	\$98.00
MP.17	High School		POA	E	Y	POA
<b>SCHOOL ATHLETICS CARNIVALS</b>						
MP.18	Ground hire	Includes limited range of sporting equipment. Must be returned in the same condition	\$138.00	E	Y	\$141.00
MP.19	Canteen/Hall hire		\$74.00	E	Y	\$75.00
MP.20	Ground marking		\$87.00	E	Y	\$89.00
<b>PARKS AND RECREATION – HAWKESBURY OASIS AQUATIC CENTRE</b>						
<b>AQUATICS</b>						
<b>LC.1</b>	<b>General</b>					
LC.1.1	Adult		\$6.10	E	Y	\$6.30
LC.1.2	Child		\$4.40	E	Y	\$4.50
LC.1.3	Concession		\$4.40	E	Y	\$4.50
LC.1.4	Family		\$19.80	E	Y	\$20.50
LC.1.5	Spectators		\$2.20	E	Y	\$2.30
<b>LC.2</b>	<b>Vouchers</b>	<b>10 visit passes</b>				
LC.2.1	Adult		\$51.90	E	Y	\$54.00
LC.2.2	Child		\$38.00	E	Y	\$39.00
LC.2.3	Pensioner		\$38.00	E	Y	\$39.00
<b>LC.3</b>	<b>Spa, Sauna, Steamroom</b>	<b>Including swim</b>				
LC.3.1	Casual		\$9.60	E	Y	\$10.00
LC.3.2	Concession		\$6.60	E	Y	\$6.80
LC.3.3	After activity spa		\$8.20	E	Y	\$8.50
<b>LC.4</b>	<b>10 visit spa</b>					
LC.4.1	Casual		\$85.00	E	Y	\$87.00
LC.4.2	Concession		\$58.00	E	Y	\$60.00
LC.5	Birthday parties	Rate per catered person, Plus Fee LC.7	\$28.00	E	Y	\$30.00
LC.6	Birthday parties – Non-catered person	Rate per non-catered person, Plus Fee LC.7	\$18.00	E	Y	\$20.00
LC.7	Birthday parties where number of children exceeds 14	Flat rate	\$60.00	E	Y	\$75.00
LC.8	Fun Days	Range from \$6.50 – \$10.00, based on type of activity	POA	E	Y	POA
<b>LC.9</b>	<b>Aquatic Facility Hire</b>					
<b>LC.9.1</b>	<b>Carnivals</b>					
LC.9.2	Pool hire – 50 metre pool	Per hour	\$100.00	E	Y	\$47.00
LC.9.3	Pool hire – 25 metre pool	Per hour	\$80.00	E	Y	\$40.90

Index	Fee Description	Conditions	2019/2020 Fees	Pricing Policy	GST	2020/2021 Fees
LC.9.4	Student		\$4.00	E	Y	\$4.10
LC.9.5	Facilities					
LC.9.6	Inflatable	Per 30 minutes Minimum 1 hour booking	\$56.00	E	Y	\$60.00
LC.9.7	Water Slide	Per 30 minutes Minimum 1 hour booking	\$35.00	E	Y	\$40.00
LC.9.8	Lagoon	Per hour	\$30.00	E	Y	\$35.00
LC.9.9	Crèche Hire	Per hour	\$60.00	E	Y	\$65.00
LC.9.10	Aerobics room hire	Per hour	\$60.00	E	Y	\$65.00
<b>LC.9.11</b>	<b>Lane Hire</b>					
LC.9.12	Lane hire 25m	Per hour	\$40.00	E	Y	\$41.00
LC.9.13	Lane hire 50m	Per hour	\$46.00	E	Y	\$48.00
<b>LC.10</b>	<b>Learn to Swim Lessons</b>	<b>Personal Aquatic Survival Skills</b>				
LC.10.1	Infants		\$15.50	E	F	\$16.50
LC.10.2	Pre School and School Age		\$15.50	E	F	\$16.50
LC.10.3	Private Swimming Lesson	30 minutes	\$47.50	E	F	\$50.00
LC.10.4	School lesson Swim		\$7.60	E	F	\$8.00
LC.10.5	Holiday Program	5 lessons a week	\$74.00	E	F	\$80.00
<b>LC.11</b>	<b>Squad</b>	<b>Including Swimwest squad participants Swimwest to provide coaching</b>				
LC.11.1	Gold/Silver PLUS Squad Swim Pass	3 monthly pass	\$365.00	E	Y	\$375.00
LC.11.2	Gold/Silver PLUS Squad Swim Pass	Per fortnight, by direct debit	\$54.00	E	Y	\$55.00
LC.11.3	Bronze Squad Swim Pass	3 monthly pass	\$280.00	E	Y	\$386.00
LC.11.4	Bronze Squad Swim Pass	Per fortnight, by direct debit	\$41.00	E	Y	\$42.00
LC.11.5	Mini Squad Swim Pass	3 monthly pass	\$240.00	E	Y	\$245.00
LC.11.6	Mini Squad Swim Pass	Per fortnight, by direct debit	\$35.00	E	Y	\$36.00
LC.11.7	Casual Squads		\$16.00	E	Y	\$16.00
LC.11.8	Silver Squad ONLY Swim Pass	3 monthly pass	\$320.00	E	Y	\$327.00
LC.11.9	Silver Squad ONLY Swim Pass	Per fortnight, by direct debit	\$48.00	E	Y	\$49.00
<b>LC.12</b>	<b>Pool Membership</b>	<b>Includes spa and sauna</b>				
LC.12.1	12 Months	Single upfront membership	\$560.00	E	Y	\$580.00
LC.12.2	Single	Per fortnight, by direct debit	\$25.00	E	Y	\$26.00
<b>LC.13</b>	<b>Water Polo</b>					
LC.13.1	Water Polo Registration	Per season	\$85.00	E	Y	\$85.00
LC.13.2	Water Polo Game Fee	Weekly game/entry fee	\$4.30	E	Y	\$4.50
LC.13.3	Flipper Ball Registration	Per season	\$55.00	E	Y	\$55.00
<b>HEALTH AND FITNESS MEMBERSHIP</b>						
<b>LC.14</b>	<b>Membership</b>					
LC.14.1	12 months – New		\$976.00	E	Y	\$997.00
LC.14.2	12 months Renewal	Paid in full	\$858.00	E	Y	\$877.00
LC.14.3	12 months – Off Peak		\$734.00	E	Y	\$750.00



Index	Fee Description	Conditions	2019/2020 Fees	Pricing Policy	GST	2020/2021 Fees
LC.14.4	Student Membership	Per fortnight, by direct debit Student verification required eg. Student Card	\$31.00	E	Y	\$32.00
LC.14.5	Easy pay - 12 month minimum term	Per fortnight, by direct debit	\$34.00	E	Y	\$35.00
LC.14.6	Easy pay - Peak	Per fortnight, by direct debit	\$41.00	E	Y	\$42.00
LC.14.7	Easy Pay - Off Peak	Per fortnight, by direct debit	\$31.00	E	Y	\$32.00
LC.14.8	PrYme Adults - per fortnight		\$25.00	E	Y	\$26.00
LC.14.9	PrYme Adults - per 6 months		\$290.00	E	Y	\$295.00
LC.14.10	PrYme - Casual		\$7.40	E	Y	\$7.50
LC.14.11	Joining Fee		\$80.00	E	Y	\$81.80
LC.14.12	Rehabilitation - 3 months		\$400.00	E	Y	\$410.00
LC.14.13	Corporate membership		\$740.00	E	Y	\$756.00
LC.14.14	Corporate membership (fortnight by direct debit)		\$31.00	E	Y	\$32.00
LC.14.15	Aqua-aerobics		\$11.60	E	Y	\$12.00
LC.14.16	Teen Gym Membership	Per fortnight	\$25.00	E	Y	\$25.00
LC.14.17	Personal training - Per Hour		\$67.00	E	Y	\$70.00
LC.14.18	Personal training - Per Hour (direct debit)		\$60.00	E	Y	\$65.00
LC.14.19	Personal training - 10 visit pack	Hourly sessions	\$600.00	E	Y	\$600.00
LC.14.20	PT Starter Pack	3 one hour sessions First time users only	\$150.00	E	Y	\$190.00
<b>LC.15</b>	<b>Casual</b>					
LC.15.1	Casual gym	Includes swim	\$20.00	E	Y	\$20.00
LC.15.2	Casual aerobics	Includes swim	\$20.00	E	Y	\$20.00
LC.15.3	Boot Camp	6 Weeks, 3 hourly sessions per week	\$160.00	E	Y	\$160.00
LC.15.4	Casual Kids Boot Camp	Hourly session Children aged between 5 and 11 years	\$10.50	E	Y	\$10.50
<b>LC.16</b>	<b>Crèche</b>					
LC.16.1	Crèche (member)	Per hour	\$2.50	E	Y	\$3.00
LC.16.2	Crèche (non member)	Per hour	\$4.80	E	Y	\$5.00
LC.16.3	Multi-Visit Pass	20 visits	\$42.00	E	Y	\$50.00
<b>PARKS AND RECREATION - RECREATION</b>						
<b>PARK BOOKINGS</b>						
<b>PR.1</b>	<b>Non Exclusive use events</b>					
<b>PR.1.1</b>	<b>Administration/Booking Fee</b>					
<b>PR.1.2</b>	<b>Events in Parks</b>	<b>Included but not limited to the following activities: Weddings, Events, Parties, Large gatherings, Markets or Activities involving temporary structures</b>				
PR.1.3	Small to Medium Events	Up to 200 people Excluding War Memorial Events	\$68.00	P	Y	\$91.45
PR.1.4	Large Events	Over 200 people	\$113.00	F	Y	\$116.00
PR.1.5	Personal trainers/Boot camps	Per season Summer (September - March), Winter (April - August)	\$812.00	F	Y	\$830.00

Index	Fee Description	Conditions	2019/2020 Fees	Pricing Policy	GST	2020/2021 Fees
PR.1.6	Personal trainers/Boot camps/Other Commercial users	Casual hourly rate	\$26.00	F	Y	\$27.00
PR.1.7	Wedding at McQuade Park	Per hour (Maximum 2 hours) Includes Booking Fee	\$120.00	F	Y	\$125.00
<b>PR.1.8</b>	<b>Refundable Bond</b>					
PR.1.9	Sporting/Community event	Minimum fee	\$200.00	P	X	\$200.00
PR.1.10	Corporate/Business event	Minimum fee	\$1,000.00	P	X	\$1,000.00
<b>PR.2</b>	<b>Exclusive use events</b>	<b>Exclusive use is where the activity/ event takes over the whole or part of a park and restricts usage to that area</b>				
<b>PR.2.1</b>	<b>Administration/Booking Fee</b>					
<b>PR.2.2</b>	<b>Community organisation event (not for profit)</b>	<b>Where the event is no more than 3 consecutive days</b>				
PR.2.3	Set up – Prior to Event	Per day	\$340.00	P	Y	\$350.00
PR.2.4	Event days	Per day	\$900.00	P	Y	\$920.00
PR.2.5	Removal/Clean up – Post Event	Per day	\$340.00	P	Y	\$350.00
<b>PR.2.6</b>	<b>Corporate/Business organisation event</b>	<b>Where the event is no more than 3 consecutive days</b>				
PR.2.7	Set up – Prior to Event	Per day	\$585.00	F	Y	\$600.00
PR.2.8	Event days	Per day	\$1,155.00	F	Y	\$1,200.00
PR.2.9	Removal/Clean up – Post Event	Per day	\$580.00	F	Y	\$600.00
<b>PR.2.10</b>	<b>Community/Corporate/Business organisation event</b>	<b>Where the event is more than 3 consecutive days</b>	<b>POA</b>	<b>F</b>	<b>Y</b>	<b>POA</b>
	<b>Exclusive use events</b> <b>For areas less than 1000m2 or less than 40% of the park, a reduced fee of 50% applies</b>					
<b>PR.2.11</b>	<b>Refundable Bond</b>					
PR.2.12	Sporting/Community event	Minimum fee	\$200.00	P	X	\$200.00
PR.2.13	Corporate/business event	Minimum fee	\$1,000.00	P	X	\$1,000.00
<b>PR.3</b>	<b>Events Services</b>					
<b>PR.3.1</b>	<b>Electricity</b>					
PR.3.2	Corporate/business organisation	Per day	\$100.00	P	Y	\$105.00
<b>PR.3.3</b>	<b>Garbage Service</b>					
<b>PR.3.4</b>	<b>Delivery &amp; Pick-up of bins</b>	<b>For Events held in Council owned parks only</b>				
PR.3.5	1 to 10 bins		\$381.00	F	Y	\$390.00
PR.3.6	11 to 25 bins		\$762.00	F	Y	\$780.00
PR.3.7	Emptying Fee	Per bin	\$17.50	F	Y	\$18.00
PR.3.8	Replacement bin due to vandalism or theft		\$110.00	F	Y	\$113.00
PR.3.9	Toilet cleaning	Prior to event	\$91.00	P	Y	\$95.00
<b>PR.4</b>	<b>Casual Use of Parks and Reserves</b>					
<b>PR.4.1</b>	<b>Park Access</b>					
PR.4.2	Establishment fee for use of parks as compounds by Contractors		\$270.00	F	X	\$275.00
PR.4.3	Rental per week for compound site	Per m2	\$1.30	F	X	\$1.30
PR.4.4	Parks access administration fee		\$68.00	F	X	\$91.45

Index	Fee Description	Conditions	2019/2020 Fees	Pricing Policy	GST	2020/2021 Fees
<b>PR.4.5</b>	<b>Use of Parks and Reserves by Hot Air Balloons</b>					
PR.4.6	Annual administration booking fee		\$68.00	P	Y	\$91.45
PR.4.7	Fee per launch, landing or tether	For annual bookings	\$28.00	R	Y	\$29.00
PR.4.8	Casual hire fee	Per launch, landing or tether	\$123.00	R	Y	\$126.00
<b>PR.4.9</b>	<b>Circuses/Fairs/Carnivals and other similar size events</b>					
PR.4.10	Set up/Removal/Non-Show days	Per day	\$580.00	F	Y	\$600.00
PR.4.11	Show days		\$1,156.00	F	Y	\$1,200.00
<b>PR.4.12</b>	<b>Markets and Fetes (Excluding Windsor Mall)</b>	Rate per day				
PR.4.13	Application Fee - Community		\$106.00	F	Y	\$110.00
PR.4.14	Application Fee - Commercial		\$530.00	F	Y	\$542.00
PR.4.15	Commercial Markets - Richmond Park	Per day within designated area	\$620.00	F	Y	\$635.00
PR.4.16	Other Markets		POA	F	Y	POA
<b>PR.4.17</b>	<b>Use of park to access private property for building/landscape works</b>					
PR.4.18	Administration fee		\$68.00	P	X	\$91.45
PR.4.19	Inspection fee		\$130.00	F	X	\$135.00
PR.4.20	Refundable Bond	Minimum	\$2,000.00	P	X	\$2,000.00
<b>PR.5</b>	<b>Use of park by Registered Food Vans</b>					
PR.5.1	Registered Food Van	Per van, per day	POA	F	Y	POA
Proposed New Fee	Registered Food Van	Per van, for a 6 month period at a fixed location		F	Y	POA
<b>CAMPING FEES - UPPER COLO</b>						
<b>PR.6</b>	<b>Fee per person per night</b>	<b>Prepaid</b>				
PR.6.1	Adult/Child over 5 years	Children aged 17 years and under must be supervised by an adult 18 years and above	\$12.00	F	Y	\$12.00
PR.6.2	Children under 5 years of age		Free	N		Free
PR.6.3	Family	2 adults and 2 children - children aged between 5 and 12 years	\$34.00	P	Y	\$34.00
PR.6.4	Group	Per person Minimum 50 people	POA	F	Y	POA
PR.6.5	Cancellation Fee - More than 7 days prior to arrival	50% of fee paid Or \$50.00 minimum If the amount paid is less than \$50.00, whole payment will be forfeited	POA	P	Y	POA
PR.6.6	Cancellation Fee - Within 7 days of arrival	100% of fee paid	POA	P	Y	POA
<b><i>Campers can cancel and re-book their stay, at no additional charge, provided the booking date is within 6 months of the original reservation</i></b>						
<b>PR.7</b>	<b>Fee per person per night</b>	<b>Not Prepaid</b>				
PR.7.1	Adult/Child over 5 years	Children aged 17 years and under must be supervised by an adult 18 years and above	\$20.00	R	Y	\$20.00
PR.6.2	Children under 5 years of age		Free	N		Free

Index	Fee Description	Conditions	2019/2020 Fees	Pricing Policy	GST	2020/2021 Fees
<b>TREE PRESERVATION</b>						
<b>PR.7</b>	<b>Street Trees</b>					
PR.7.1	Administration fee for removal of street trees in township	On Council Land	\$68.00	R	X	\$91.45
PR.7.2	Compensation for removal of tree on Council Land	Arising from approved development	\$460.00	F	X	\$470.00
<b>PR.7.3</b>	<b>Permit Application for Tree Removal</b>	<b>Modifications to an application must be lodged as a new application. Permit is issued for a 12 month period – expired permits are subject to a new application, fees apply</b>				
PR.7.4	1 to 3 Trees		\$113.00	F	X	\$115.00
PR.7.5	4 to 6 Trees		\$133.00	F	X	\$136.00
PR.7.6	7 to 10 Trees		\$154.00	F	X	\$157.00
PR.7.7	11 to 20 Trees		\$185.00	F	X	\$190.00
PR.7.8	20 to 25 Trees		\$236.00	F	X	\$242.00
PR.7.9	More than 25 Trees and/or clearing of native vegetation or bushland	This includes the clearing of trees as well as other native vegetation (Not part of a development)	POA	F	X	POA
PR.7.10	Written consent for tree removal	Per hour or part thereof (Min \$137.10)	POA	F	X	POA
<b>CEMETERY FEES</b>						
<b>PR.8</b>	<b>Richmond Lawn Cemetery/ Wilberforce Cemetery/Pitt Town Cemetery</b>					
<b>PR.8.1</b>	<b>Plot Fees</b>					
PR.8.2	Burial Plot (a perpetual interment right)	Includes perpetual maintenance	\$3,800.00	F	Y	\$3,990.00
PR.8.3	Surcharge for Non-Residents (new sites)	Does not include plot fee Plus Fee PR.8.2	\$1,700.00	F	Y	\$1,750.00
PR.8.4	Perpetual Maintenance	For plots purchased prior to July 2014	\$920.00	F	Y	\$940.00
PR.8.5	Interment Fee	First or second interment Plus Fee PR.8.6, where applicable	\$1,540.00	F	Y	\$1,600.00
PR.8.6	Interments on weekends/public holidays	Plus Fee PR.8.5	\$647.00	F	Y	\$661.00
PR.8.7	Fixing in concrete of inscribed bronze plaque		\$426.00	F	Y	\$777.00
PR.8.8	Additional inscription on existing stainless steel plaques		\$268.00	F	Y	\$274.00
PR.8.9	Monument/headstone permit	For monumental application for installation and/or repairs for headstone or plaque	\$205.00	F	X	\$210.00
<b>PR.8.10</b>	<b>Associated Fees</b>					
Amended	Transfer of a Burial Licence	\$91.45, Plus Fee PR.8.3, where applicable (where transfer is to a resident outside the Hawkesbury LGA)	\$70.00	F	Y	POA
PR.8.12	Administration fee for relinquishing/ reversing purchase of cemetery plots/ niches	10% of plot cost	POA	F	Y	POA
PR.8.13	Placement of War Office plaque at Richmond Lawn Cemetery		\$160.00	F	Y	\$160.00
PR.8.14	Administration fee – Exhumation of remains		\$133.75	F	Y	\$137.10
PR.8.15	Exhumation of remains	As per Contractors' charges Plus Fee PR.8.14	POA	F	Y	POA

Index	Fee Description	Conditions	2019/2020 Fees	Pricing Policy	GST	2020/2021 Fees
<b>PR.8.16</b>	<b>Columbarium Walls/Rose Garden/Magnolia Garden/Burial Plots</b>					
PR.8.17	Niche in Columbarium, Magnolia Garden, Rose Garden or Burial Plot (including interment right)	Maximum of 2 ashes in a burial plot	\$640.00	F	Y	\$655.00
PR.8.18	Ashes placed in coffin	Per Urn Maximum of 2 ashes in a burial plot	\$280.00	F	Y	\$286.00
PR.8.19	Interment in the Magnolia Garden	First or second interment	\$320.00	F	Y	\$327.00
PR.8.20	Bronze plaque on sandstone base	Maximum 8 lines	\$435.00	F	Y	\$445.00
PR.8.22	Laser cut steel plaque on sandstone base	Maximum 8 lines	\$290.00	F	Y	\$296.00
PR.8.23	Insignias		POA	F	Y	POA
PR.8.24	Niche in Columbarium - new Wilberforce Wall	New sandstone niche	\$360.00	F	Y	\$368.00
PR.8.25	Interment into niche wall and sealing - new Wilberforce Wall	Includes interment and securing of new plaque	\$320.00	F	Y	\$327.00
PR.8.26	Bronze plaque to niche wall - new Wilberforce Wall	Maximum 8 lines	\$760.00	F	Y	\$777.00
PR.8.27	Probe of Grave	All cemeteries	\$515.00	F	X	\$526.00
PR.8.28	Repair of Monumental Graves	All cemeteries Plus Fee PR.8.27	POA	F	X	POA
<b>PR.9</b>	<b>Lower Portland Cemetery</b>					
<b>PR.9.1</b>	<b>Plot Fees</b>					
PR.9.2	Single Plot		\$925.00	E	Y	\$950.00
PR.9.3	Single Niche		\$565.00	E	Y	\$575.00
<b>PR.9.4</b>	<b>Interment Fees</b>					
PR.9.5	Interment Fee		\$110.00	E	Y	\$125.00
<b>PR.10</b>	<b>St Albans Cemetery</b>					
<b>PR.10.1</b>	<b>Plot Fees</b>					
PR.10.2	Single Plot - Resident		POA	E	Y	POA
PR.10.3	Single Plot - Non Resident		\$4,000.00	E	Y	\$4,000.00
<b>PR.10.4</b>	<b>Interment Fees</b>					
PR.10.5	Interment - Resident		POA	E	Y	POA
PR.10.6	Interment - Non Resident		\$1,500.00	E	Y	\$1,500.00
Proposed New Fee	Installation of a brass plaque and sandstone base			E	Y	\$500.00
<b>MISCELLANEOUS</b>						
<b>PR.11</b>	<b>Banners</b>					
PR.11.1	Application Fee	Per banner Covers a period of 2 weeks	\$25.00	P	X	\$26.00
PR.11.2	Removal of overdue banner		\$135.00	F	X	\$138.00
PR.11.3	Refundable key bond		\$30.00	P	X	\$30.00
PR.11.4	Late return of key		\$14.00	P	X	\$15.00
<b>PR.12</b>	<b>Community Nursery</b>					
	<b>If a Pre grow or forward order is cancelled, Council will endeavour to on-sell any stock that is commonly grown and held by the Nursery. Where Council is unable to do this, the client will be charged 100% of the quoted price</b>					

Index	Fee Description	Conditions	2019/2020 Fees	Pricing Policy	GST	2020/2021 Fees
<b>PR.12.1</b>	<b>Hycos cells</b>					
PR.12.2	1 to 40	Each	\$1.10	P	Y	\$1.20
<b>PR.12.3</b>	<b>Tubestock</b>					
PR.12.4	Tubestock – Approx 50mm x 50mm x 120mm – 1 to 20	Each	\$2.20	P	Y	\$2.40
PR.12.5	Tubestock – Approx 50mm x 50mm x 120mm – 21 or more	Each	\$1.80	P	Y	\$1.85
Proposed New Fee	Tubestock – Approx 50mm x 50mm x 120mm – 1000 or more	Each		P	Y	\$1.70
PR.12.7	Tubestock – 50mm x 50mm x 120mm	End of line or overgrown stock	POA	P	Y	POA
PR.12.8	Tubestock – 50mm x 50mm x 120mm	Sale of stock at Community Events	POA	P	Y	POA
PR.12.9	Super Tube – Approx 65mm x 65mm x 160mm		\$2.80	P	Y	\$3.10
PR.12.10	Long stem– Approx 50mm x 50mm x 120mm		\$2.80	P	Y	\$3.10
PR.12.11	2" Pot – 1 to 20	Each	\$1.20	P	Y	\$1.30
PR.12.12	6" Pot	Each	\$6.60	P	Y	\$7.20
PR.12.13	8" Pot	Each	\$8.80	P	Y	\$9.60
PR.12.14	12" Pot	Each	\$30.00	P	Y	\$33.00
PR.12.15	Tube return	Return 25 undamaged tubes to receive 1 free plant	Free	N		Free
PR.12.16	Tray Deposits		\$3.30	P	X	\$3.60
<b>PR.12.17</b>	<b>Grow cells</b>					
PR.12.18	Small grow cells – Approx 20mm x 20mm x 20mm	Each	\$0.25	P	Y	\$0.30
PR.12.19	Large grow cells – Approx 30mm x 30mm x 30mm	Each	\$0.45	P	Y	\$0.50
<b>PR.12.20</b>	<b>Planting Accessories</b>					
PR.12.21	Bamboo canes 11-13mm x 750mm	Each	\$0.30	F	Y	\$0.35
PR.12.22	Frost bag tree sleeves 450mm x 350mm	Each	\$0.55	F	Y	\$0.55
PR.12.23	Delivery for plants or planting accessories	Price per courier Plus 10% administration fee	POA	F	Y	POA
Proposed New Fee	Plant or Tree Bioguard	435mm, 16mm diameter		F	Y	\$80.00
Proposed New Fee	Contract Growing	Payment required in stages– Stage 1 – 30% of total cost Stage 2 – 30% of total cost Stage 3 – remaining 40% of total cost		F	Y	POA
Proposed New Fee	Holding Fee	After 30 days, uncollected purchases will incur an additional charge of 10% of the total cost of the original order, Per month, until collected		F	Y	POA
<b>PR.13</b>	<b>Film and Television</b>					
PR.13.1	Filming Application	Fees on application as per Local Government Filming Protocol Education facilities/students are exempt	POA	E	X	POA
PR.13.2	Filming Inspection	Fees on application as per Local Government Filming Protocol	POA	E	X	POA
<b>PR.14</b>	<b>Opening of Gates</b>					
PR.14.1	Minimum charge	Cost of staff/contractors to open the gates	\$155.00	F	Y	\$200.00

Index	Fee Description	Conditions	2019/2020 Fees	Pricing Policy	GST	2020/2021 Fees
<b>PR.15</b>	<b>Sale of Tender Documents</b>					
PR.15.1	Sale of Tender documents (printing, paper, expertise, overheads)		POA	P	Y	POA
<b>PR.16</b>	<b>Stage Hire</b>					
PR.16.1	Community Events		\$435.00	P	Y	\$445.00
PR.16.2	Private/Business Events		\$620.00	F	Y	\$635.00
PR.16.3	Skate Ramp Hire		POA	F	Y	POA
<b>PR.17</b>	<b>Supply of Keys</b>					
PR.17.1	Supply of keys to Community Groups and Sports Bodies		\$30.00	F	Y	\$35.00
PR.17.2	Bond - Refundable deposit for keys on loan		\$40.00	P	X	\$40.00
<b>RICHMOND POOL</b>						
<b>PR.18</b>	<b>Admission Charges</b>					
PR.18.1	Adults		\$4.90	P	Y	\$5.00
PR.18.2	Pensioners, seniors, children & students		\$3.70	P	Y	\$3.80
PR.18.3	Accompanying parents/carers		\$1.00	P	Y	\$1.00
PR.18.4	School Accredited Learn to Swim Programs		\$2.25	P	Y	\$2.30
PR.18.5	Family - 2 adults and 3 children	Additional children incur entry charge	\$17.20	P	Y	\$17.60
PR.18.6	Exclusive use of the pool - Half day	On approval	POA	P	Y	POA
PR.18.7	Exclusive use of the pool - Full day	On approval	POA	P	Y	POA
<b>PR.19</b>	<b>Entry Card</b>	<b>20 passes</b>				
PR.19.1	Adult		\$68.60	P	Y	\$70.00
PR.19.2	Child/Concession		\$51.80	P	Y	\$53.20
<b>PR.20</b>	<b>Carnivals</b>	<b>Including school carnivals</b>				
PR.20.1	Half Day Carnival		\$191.00	P	Y	\$195.00
PR.20.2	Full Day Carnival		\$281.00	P	Y	\$288.00
<b>PR.21</b>	<b>Learn to Swim</b>					
<b>PR.21.1</b>	<b>Learn to Swim class</b>					
PR.21.2	Learn to Swim class	Per person	\$12.30	P	F	\$12.60
PR.21.3	Private Learn to Swim Lesson		\$36.90	P	F	\$37.80
PR.21.4	Family Learn to Swim class	When full school term or full 2 week intensive program (minimum 9) are purchased, the 2nd child and subsequent children in the family receive \$10.00 off the full term/intensive fee	POA	P	F	POA
PR.21.5	Lane Hire	Per hour	\$30.00	P	Y	\$31.00
PR.21.6	Staying Active Group Fitness	Per person	\$7.50	P	Y	\$7.70
Proposed New Fee	Staying Active Group Fitness - 10 pass			P	Y	\$65.00
PR.21.8	School survival class	Per child (Minimum 50 children)	\$7.70	P	F	\$7.90
<b>PR.22</b>	<b>Season pass</b>					
PR.22.1	Adult		\$273.00	P	Y	\$280.00



Index	Fee Description	Conditions	2019/2020 Fees	Pricing Policy	GST	2020/2021 Fees
PR.22.2	Child		\$197.00	P	Y	\$201.00
PR.22.3	Platinum Family Entry Pass	Unlimited family entry for the Summer season including RSC Squads and limited Learn to Swim bookings	\$999.00	P	Y	\$1,021.00
<b>PR.23</b>	<b>Squad Training</b>					
PR.23.1	Casual visit		\$12.30	P	Y	\$12.60
PR.23.2	10 visit Squad pass	10 visits (RSC Squads) to be used throughout Summer season	\$86.10	P	Y	\$88.20
PR.23.3	Monthly Squad pass	Unlimited Squad swim entry (RSC Squads) for calendar month	\$98.40	P	Y	\$100.80
Proposed New Fee	Season Squad pass (Individual)			P	Y	\$403.20
<b>PR.24</b>	<b>Birthday Parties/Functions</b>					
PR.24.1	Hire of Club Room		POA	P	Y	POA
<b>TENNIS COURT HIRE</b>						
<b>PR.25</b>	<b>Non Commercial Hire for the following tennis courts</b>					
<b>PR.25.1</b>	<b>Blaxland's Ridge</b>					
PR.25.2	Day Hire	Per court per hour, or part thereof	\$8.00	P	Y	\$8.00
PR.25.3	Night Hire	Per court per hour, or part thereof	\$12.00	P	Y	\$12.00
<b>PR.25.4</b>	<b>Colo Heights</b>					
PR.25.5	Day Hire	Per court per hour, or part thereof	\$8.00	P	Y	\$8.00
PR.25.6	Night Hire	Per court per hour, or part thereof	\$12.00	P	Y	\$12.00
<b>PR.25.7</b>	<b>Freeman's Reach</b>					
PR.25.8	Day Hire	Per court per hour, or part thereof	\$8.00	P	Y	\$8.00
PR.25.9	Night Hire	Per court per hour, or part thereof	\$12.00	P	Y	\$12.00
<b>PR.25.10</b>	<b>Maraylya</b>					
PR.25.11	Day Hire	Per court per hour, or part thereof	\$8.00	P	Y	\$8.00
PR.25.12	Night Hire	Per court per hour, or part thereof	\$12.00	P	Y	\$12.00
<b>PR.25.13</b>	<b>Pitt Town</b>					
PR.25.14	Day Hire	Per court per hour, or part thereof	\$8.00	P	Y	\$10.00
PR.25.15	Night Hire	Per court per hour, or part thereof	\$12.00	P	Y	\$12.00
<b>PR.25.16</b>	<b>St Albans</b>					
PR.25.17	Day Hire	Per court per hour, or part thereof	\$8.00	P	Y	\$10.00
PR.25.18	Night Hire	Per court per hour, or part thereof	\$12.00	P	Y	\$14.00
PR.25.19	Tennis Shed hire		POA	P	Y	POA
<b>PR.25.20</b>	<b>Windsor - McQuade Park</b>					
PR.25.21	Day Hire	Per hour	\$9.00	P	Y	\$9.00
PR.25.22	Night Hire	Per hour	\$12.00	P	Y	\$12.00
PR.25.23	Club Members/Regular Users	Minimum 10 consecutive bookings (For use on any of Council's courts)	POA	P	Y	POA
PR.25.24	Commercial Hire for tennis courts	Charged at the above rates plus 25% commercial levy	POA	P	Y	POA

Index	Fee Description	Conditions	2019/2020 Fees	Pricing Policy	GST	2020/2021 Fees
<b>BOWEN MOUNTAIN PARK HALL</b>						
<b>PR.26</b>	<b>Bowen Mountain Park Hall hire</b>					
PR.26.1	Day/Night Hire		\$80.00	E	Y	\$100.00
PR.26.3	Hire – per hour	Kitchen not being used	\$20.00	E	Y	\$25.00
PR.26.4	Refundable Bond		\$100.00	E	X	\$100.00
<b>WASTE MANAGEMENT – SEWER AND WASTE</b>						
<b>COUNCIL SEWER CATCHMENTS AREA CHARGES</b>						
<b>WM.1</b>	<b>Developers Charges S.64</b>					
<b>WM.1.1</b>	<b>Residential</b>					
WM.1.2	Contribution for Pump Station carrier main and amplification of reticulation system	Per Lot Or as per adopted S64 Plan, indexed accordingly	POA	F	X	POA
WM.1.3	Contribution for treatment works	Per Lot Or as per adopted S64 Plan, indexed accordingly	POA	F	X	POA
<b>WM.1.4</b>	<b>Industrial</b>					
WM.1.5	Mulgrave	Per gross Ha Or as per Adopted S64 Plan, indexed accordingly	POA	F	X	POA
WM.1.6	Fairey Road	Per gross Ha Or as per Adopted S64 Plan, indexed accordingly	POA	F	X	POA
WM.1.7	Properties in serviced areas not previously subject to contribution	Per gross Ha Or as per Adopted S64 Plan, indexed accordingly	POA	F	X	POA
WM.1.8	Additional lots created on other services areas	Per gross Ha Or as per Adopted S64 Plan, indexed accordingly	POA	F	X	POA
WM.1.9	Commercial (floor area)	Per square metre for additional development Or as per Adopted S64 Plan, indexed accordingly	POA	F	X	POA
<b>WM.1.10</b>	<b>Residential Flat Buildings</b>	<b>Strata &amp; Torrens</b>				
WM.1.11	1 Bedroom	No charge for first residential flat Per additional flat Or as per Adopted S64 Plan, indexed accordingly, one third of (Fee WM.1.2 plus Fee WM.1.3)	POA	F	X	POA
WM.1.12	2 Bedroom	No charge for first residential flat Per additional flat Or as per Adopted S64 Plan, indexed accordingly, two thirds of (Fee WM.1.2 plus Fee WM.1.3)	POA	F	X	POA
WM.1.13	3 Bedroom	No charge for first residential flat Per additional flat Or as per Adopted S64 Plan, indexed accordingly, equal to (Fee WM.1.2 plus Fee WM.1.3)	POA	F	X	POA
WM.1.14	Duplex/Villas (Strata/Torrens Title)	Per Duplex/Villa Or as per Adopted S64 Plan, indexed accordingly	POA	F	X	POA
<b>WM.1.15</b>	<b>Examination of Plans and Specifications including inspections</b>	<b>Pursuant to Section 307 Compliance Certificate</b>				
WM.1.16	Lodgement of Section 305 application	50% of minimum charge, as per Fee WM.1.17	\$140.20	F	X	\$143.30

Index	Fee Description	Conditions	2019/2020 Fees	Pricing Policy	GST	2020/2021 Fees
WM.1.17	Assessment for Construction Certificate (Section 305 application)	Minimum Charge \$286.60 (includes two hours assessment time) Plus \$143.30 per hour Less Fee WM.1.16, where applicable	POA	F	X	POA
WM.1.18	Minor Works (Section 306 application)	Minimum Charge \$429.90 (includes three hours assessment time and one inspection) Plus \$143.30 per hour; Or Fee WM.1.20, whichever is greater	POA	F	X	POA
WM.1.19	Major Works (Section 306 application)	Minimum Charge \$429.90 (includes three hours assessment time and one inspection) Plus \$143.30 per hour; Or Fee WM.1.20, whichever is greater	POA	F	X	POA
WM.1.20	Per linear metre	\$2.84 Per linear metre	POA	F	X	POA
WM.1.21	Additional junctions on same application		\$92.35	F	X	\$94.40
WM.1.22	Special Inspection		\$151.25	F	X	\$154.60
<b>S64 PITT TOWN DEVELOPMENT AREA – SEWERAGE INFRASTRUCTURE</b>						
WM.2	Pump station T – Pitt Town	Per additional allotment as per Adopted S64 Plan, indexed accordingly	POA	F	X	POA
WM.3	Rising Main T – Pitt Town to McGraths Hill	Per additional allotment as per Adopted S64 Plan, indexed accordingly	POA	F	X	POA
WM.4	Fernadell carrier – Pitt Town	Per additional allotment as per Adopted S64 Plan, indexed accordingly	POA	F	X	POA
WM.5	Blighton carrier (option 1) – Pitt Town	Per additional allotment as per Adopted S64 Plan, indexed accordingly	POA	F	X	POA
WM.6	Storage at T – Pitt Town	Per additional allotment as per Adopted S64 Plan, indexed accordingly	POA	F	X	POA
WM.7	Pump Station C – Windsor	Per additional allotment as per Adopted S64 Plan, indexed accordingly	POA	F	X	POA
WM.8	Rising Main C – Windsor to South Windsor	Per additional allotment as per Adopted S64 Plan, indexed accordingly	POA	F	X	POA
WM.9	Storage at Pump Station C – Windsor	Per additional allotment as per Adopted S64 Plan, indexed accordingly	POA	F	X	POA
WM.10	Easements for rising main from Pump Station C to South Windsor	Per additional allotment as per Adopted S64 Plan, indexed accordingly	POA	F	X	POA
WM.11	Replacement of rising main J	Per additional allotment as per Adopted S64 Plan, indexed accordingly	POA	F	X	POA
WM.12	Upgrade to South Windsor STP inlet	Per additional allotment as per Adopted S64 Plan, indexed accordingly	POA	F	X	POA
WM.13	Land dedication for Pump Station T at Pitt Town	Per additional allotment as per Adopted S64 Plan, indexed accordingly	POA	F	X	POA
<b>S64 PITT TOWN DEVELOPMENT AREA – STORMWATER INFRASTRUCTURE</b>						
WM.14	Bona Vista & Fernadell Precincts – Preliminary Studies /Plans, Land acquisition, Basin, Overland Flow Path and Wetland Construction	Per development as per Adopted Section 64 Plan, indexed accordingly	POA	F	X	POA

Index	Fee Description	Conditions	2019/2020 Fees	Pricing Policy	GST	2020/2021 Fees
WM.15	Contribution Area 1 – Preliminary investigations and plans, Stormwater infrastructure, Land acquisition and creation of easements	Per m2 as per Adopted Section 64 Plan, indexed accordingly	POA	F	X	POA
WM.16	Contribution Area 2 – Preliminary investigations and plans, Stormwater infrastructure, Land acquisition and creation of easements	Per m2 as per Adopted Section 64 Plan, indexed accordingly	POA	F	X	POA
WM.17	Contribution Area 3 – Preliminary investigations and plans, Stormwater infrastructure, Land acquisition and creation of easements	Per m2 as per Adopted Section 64 Plan, indexed accordingly	POA	F	X	POA
WM.18	Contribution Area 4 – Preliminary investigations and plans, Stormwater infrastructure, Land acquisition and creation of easements	Per m2 as per Adopted Section 64 Plan, indexed accordingly	POA	F	X	POA
WM.19	Contribution Area 5 – Preliminary investigations and plans, Stormwater infrastructure, Land acquisition and creation of easements	Per m2 as per Adopted Section 64 Plan, indexed accordingly	POA	F	X	POA
<b>TRADE WASTE DISPOSAL IN COUNCIL'S SEWERS</b>						
	<b>Volume discharge, conveyance and treatment</b>	<b>Changes applied in accordance with Adopted Trade Waste Policy</b>				
WM.20.1	Trade Waste Excess Volume Charge	Per kilolitre	\$3.28	F	X	\$3.40
<b>WM.21</b>	<b>Treatment charge only</b>					
WM.21.1	Correctional Facility, etc.	Per kilolitre	\$1.64	F	X	\$1.70
<b>WM.22</b>	<b>Mass loading</b>					
WM.22.1	Biochemical Oxygen Demand (BOD)					
WM.22.2	Biochemical Oxygen Demand – Up to 100%	Per kilogram	\$3.64	F	X	\$3.77
WM.22.3	Biochemical Oxygen Demand – Over 100%	Per kilogram	\$7.32	F	X	\$7.58
<b>WM.22.4</b>	<b>Suspended solids</b>					
WM.22.5	Suspended solids – Up to 100%	Per kilogram	\$3.17	F	X	\$3.28
WM.22.6	Suspended solids – Over 100%	Per kilogram	\$6.34	F	X	\$6.56
<b>WM.22.7</b>	<b>Total grease and oil (G &amp; O)</b>					
WM.22.8	Total grease and oil (G & O) – Up to 100%	Per kilogram	\$4.45	F	X	\$4.61
WM.22.9	Total grease and oil (G & O) – Over 100%	Per kilogram	\$8.91	F	X	\$9.22
<b>WM.22.10</b>	<b>Chemical Oxygen Demand (COD)</b>					
WM.22.11	Chemical Oxygen Demand (COD) – Up to 250mg per litre	1/2 100% Standard BOD	\$1.70	N		Free
WM.22.12	Chemical Oxygen Demand (COD) – 251mg to 500mg per litre	100% Standard BOD	\$3.41	N		Free
WM.22.13	Chemical Oxygen Demand (COD) – >500mg per litre	>100% Standard BOD	\$6.83	N		Free
<b>WM.22.14</b>	<b>Total Dissolved Solids (TDS)</b>					
WM.22.15	Total Dissolved Solids (TDS) – Up to 550mg per litre		Free			Free
WM.22.16	Total Dissolved Solids (TDS) – 551mg to 1200mg per litre	100% Standard	Free	F	X	Free
WM.22.17	Total Dissolved Solids (TDS) – >1200mg per litre	> 100% Standard	Free	F	X	Free

Index	Fee Description	Conditions	2019/2020 Fees	Pricing Policy	GST	2020/2021 Fees
WM.22.18	pH coefficient (k) for 2020/2021 0.429 \$ Value/kL for pH outside the approved range is calculated as below: \$/kL = K * [actual pH - approved pH] * 2 [actual pH - approved pH]	Where pH is outside standard limits, Indexed accordingly	POA	F	X	POA
<b>WM.22.19 Schedule A Charge Groups (mass)</b>						
WM.22.20	Group 1 - 100% standard	Per kilogram	\$4.14	F	X	\$4.28
WM.22.21	Group 1 - Over 100%	Per kilogram	\$8.28	F	X	\$8.57
WM.22.22	Group 2 - 100% standard	Per kilogram	\$83.48	F	X	\$86.40
WM.22.23	Group 2 - Over 100%	Per kilogram	\$166.92	F	X	\$172.76
WM.22.24	Group 3 - 100% standard	Per kilogram	\$208.96	F	X	\$216.27
WM.22.25	Group 3 - Over 100%	Per kilogram	\$417.92	F	X	\$432.55
WM.22.26	Group 4 - 100% standard	Per kilogram	\$417.92	F	X	\$432.55
WM.22.27	Group 4 - Over 100%	Per kilogram	\$836.00	F	X	\$865.26
<b>WM.23 Chemical analysis</b>						
WM.23.1	Reimbursement to Council		POA	F	X	POA
WM.23.2	Sampling Fee		\$126.43	F	X	\$129.21
WM.24	Trade waste application		\$292.14	F	X	\$298.57
WM.25	Inspection fee		\$97.48	F	X	\$99.62
WM.26	Trade Waste Permission Renewal		\$73.52	F	X	\$75.14
WM.27	Trade Waste Formal Agreement Preparation		\$388.60	F	X	\$397.15
WM.28	Additional capacity for commercial customers	As per Trade Waste Agreement (Sum of Fee WM.1.2 and Fee WM.1.3)	POA	F	X	POA
<b>SEWERAGE</b>						
WM.29	Junction Sheets		\$20.69	F	X	\$21.15
<b>SALES</b>						
WM.30	Hay bales	Prices variable - dependent on quality	POA	R	Y	POA
WM.31	Sale of Tender documents (printing, paper, expertise, overheads)		POA	F	Y	POA
<b>WASTE MANAGEMENT FACILITY</b>						
<b>WM.32 Waste Disposal Tipping Fees</b>						
WM.32.1	Recycling Centre Materials	Kerbside type materials	Free	N		Free
WM.32.2	Mattresses					
WM.32.3	Mattresses - any size		\$34.00	F	Y	\$34.75
WM.32.4	White Goods (Metal)	\$25 flat charge where fridge requires degassing prior to disposal, otherwise cost is free	POA	N		POA
WM.32.5	Metal items	Excluding car bodies and gas bottles/tanks	Free	N		Free
<b>WM.32.6 Tyres</b>						
WM.32.7	Tyres - Tyres on Rim	No heavy vehicle	\$12.00	F	Y	\$12.00
WM.32.8	Tyres - Tyres de-rimmed	No heavy vehicle	\$9.00	F	Y	\$9.00
WM.32.9	Truck		\$15.68	F	Y	\$16.02
WM.32.10	Super Single		\$47.05	F	Y	\$48.09

Index	Fee Description	Conditions	2019/2020 Fees	Pricing Policy	GST	2020/2021 Fees
WM.32.11	Tractor - Small up to 1m high		\$97.83	F	Y	\$99.98
WM.32.12	Tractor - Large 1m to 2m high		\$166.87	F	Y	\$170.54
WM.32.13	Grader		\$109.28	F	Y	\$111.68
WM.32.14	Earthmoving - Small up to 1m high		\$136.47	F	Y	\$139.47
WM.32.15	Earthmoving - Medium 1m to 1.5m high		\$266.72	F	Y	\$272.59
WM.32.16	Earthmoving - Large greater than 1.5m high		\$517.14	F	Y	\$528.52
<b>WM.32.17</b>	<b>Difficult to handle or special waste</b>					
WM.32.18	Base charge - Waste requiring separate/supervised burial, including security burials and commercial large animals (60kg)	Plus Fee WM.32.19	\$58.00	F	Y	\$74.00
WM.32.19	Waste requiring separate/supervised burial, including security burials and commercial large animals	Only accepted with 24 hrs prior booking with gate house Per tonne (Minimum \$131.85)	\$444.00	F	Y	\$476.00
<b>WM.32.20</b>	<b>Load containing Expanded Plastic (e.g. polystyrene) &amp; Synthetic Mineral fibre (e.g. insulation)</b>					
WM.32.21	Base charge - Load containing Expanded plastic (e.g. polystyrene) & Synthetic Mineral fibre (eg. insulation)	Plus Fee WM.32.22	\$215.00	F	Y	\$225.00
WM.32.22	Load containing Expanded plastic (eg. polystyrene) & Synthetic Mineral fibre (eg. insulation)	Per tonne	\$537.00	F	Y	\$577.00
<b>WM.32.23</b>	<b>Mixed loads containing NO recyclable materials</b>					
WM.32.24	Waste loads less than or equal to 20 kg	Flat rate	\$16.00	F	Y	\$75.00
WM.32.25	Base charge - Waste loads more than 20 kg	Plus Fee WM.32.26	\$16.00	F	Y	\$75.00
WM.32.26	Waste loads more than 20 kg (tonnage rate per tonne)	Per tonne (pro rata)	\$286.00	F	Y	\$303.00
<b>WM.32.27</b>	<b>Mixed loads containing recyclable materials</b>					
WM.32.28	Waste loads less than or equal to 20 kg	Flat rate	\$68.00	F	Y	\$75.00
WM.32.29	Base charge - Waste loads more than 20 kg	Plus Fee WM.32.30	\$68.00	F	Y	\$75.00
WM.32.30	Waste loads more than 20 kg	Per tonne (pro rata)	\$444.00	F	Y	\$476.00
<b>WM.32.31</b>	<b>Other materials</b>					
WM.32.32	Small animals - cat, dog, sheep, goat etc. <60kg	Per animal	\$34.00	F	Y	\$37.00
WM.32.33	Base charge - Large animals - horse, alpaca, cow etc. >60kg	Plus Fee WM.32.34	\$37.00	F	Y	\$37.00
WM.32.34	Large animals - horse, alpaca, cow etc.	Per tonne	\$334.00	F	Y	\$355.00
WM.32.35	Plastic containers	Per Item Excl. DrumMuster and containers below 5 litre capacity	\$1.00	F	Y	\$1.00
WM.32.36	Televisions and Computers	Per Item Product Stewardship Scheme items only	Free	P	N	Free
<b>WM.32.37</b>	<b>Building/Construction/Demolition/Renovation wastes</b>	<b>Separated and deposited to correct locations</b>				
WM.32.38	Waste loads less than or equal to 20kg	Flat rate	\$16.00	F	Y	\$18.00
WM.32.39	Base charge - Waste loads more than 20kg	Plus Fee WM.32.40	\$16.00	F	Y	\$18.00
WM.32.40	Waste loads more than 20kg (tonnage rate per tonne)	Per tonne	\$444.00	F	Y	\$486.00

Index	Fee Description	Conditions	2019/2020 Fees	Pricing Policy	GST	2020/2021 Fees
WM.32.41	Separated bricks, concrete, terracotta pipes and tiles up to 100kg	Minimum charge (Delivered as separate loads only)	\$37.00	F	Y	\$40.00
WM.32.42	Separated bricks, concrete, terracotta pipes and tiles	Per tonne (Delivered as separate loads only)	\$188.00	F	Y	\$195.00
<b>WM.32.43 Timber Waste</b>						
WM.32.44	Waste loads less than or equal to 20 kg	Flat rate	\$16.00	F	Y	\$18.00
WM.32.45	Base charge - Waste loads more than 20 kg	Plus Fee WM.32.46	\$16.00	F	Y	\$18.00
WM.32.46	Waste loads more than 20 kg (tonnage rate per tonne)	Per tonne (pro rata)	\$444.00	F	Y	\$476.00
<b>WM.32.47</b>	<b>Separated 100% vegetation loads free of any contamination</b>	<b>Excludes palm trees and fronds, bamboo, weeds, root ball and stumps and other non-mulchable garden organics which are charged as per Fee WM.32.23</b>				
WM.32.48	Less than 300 mm diameter	Per tonne Minimum charge \$10.00	\$147.00	F	Y	\$202.50
WM.32.49	300 mm diameter or greater	Per tonne Minimum charge \$10.00	\$199.00	F	Y	\$202.50
WM.32.50	Replacement of lost weighbridge card by the public		\$55.00	F	Y	\$56.00
WM.32.51	Reloading fee	For any misrepresented or unacceptable loads that require reloading for removal from the site	\$200.00	F	Y	\$204.00
WM.32.52	Boom gate damage fee	Chargeable when boomgate is damaged by vehicles	\$330.00	F	Y	\$337.00
<b>All above prices that include the Section 88 Waste Levy will be reduced by the Levy amount, where exemption from the Levy has been granted by the Department of Environment &amp; Climate Change</b>						
<b>WASTE MANAGEMENT SALES</b>						
<b>WM.33</b>	<b>Sale of Goods</b>					
WM.33.1	Mulch	Per tonne loaded Maximum	\$15.00	F	Y	\$15.00
WM.33.2	Fire wood / timber	Per tonne (when available) Maximum \$15.00 per tonne	POA	M	Y	POA
WM.33.3	Crushed aggregate	When available	POA	M	Y	POA
WM.33.4	Soil	When available	POA	M	Y	POA
WM.33.5	Other miscellaneous items		POA	M	Y	POA
WM.33.6	Soil conditioner	Per tonne loaded (when available) Maximum	\$15.00	M	Y	\$15.00
<b>NON-POTABLE WATER SALES</b>						
<b>WM.34</b>	<b>Sale of Recycled Water</b>	<b>Based on average daily consumption for each month</b>				
WM.34.1	0 to 150 kilolitres per day	Per kilolitre Or 50% of price charged per kilolitre of supply, whichever is less	\$0.10	P	F	\$0.10
WM.34.2	151 to 300 kilolitres per day	Per kilolitre Or 50% of price charged per kilolitre of supply, whichever is less	\$0.07	P	F	\$0.07
WM.34.3	301 to 500 kilolitres per day	Per kilolitre Or 50% of price charged per kilolitre of supply, whichever is less	\$0.03	P	F	\$0.03
WM.34.4	>500 kilolitres per day	Per kilolitre Or 50% of price charged per kilolitre of supply, whichever is less	\$0.01	P	F	\$0.01

Index	Fee Description	Conditions	2019/2020 Fees	Pricing Policy	GST	2020/2021 Fees
<b>COMMUNITY SERVICES</b>						
<b>COMMUNITY FACILITY HIRE</b>						
CS.1	Hall 3 Richmond Neighbourhood Centre (The Annex)	Per hour	\$14.00	P	Y	\$15.00
CS.2	McGraths Hill Community Centre	Per hour	\$14.00	P	Y	\$15.00
CS.3	Yarramundi Community Centre	Per hour	\$14.00	P	Y	\$15.00
CS.4	Hire of hall for function		\$180.00	P	Y	\$200.00
CS.5	Function bond		\$220.00	P	X	\$220.00
CS.6	Key bond - Hire of hall		\$50.00	P	X	\$50.00
<b>COMMUNITY CENTRES AND HALLS</b>						
<b>CS.7 Bilpin District Hall</b>						
CS.7.1	Corporate hire of main hall for functions		\$300.00	E	Y	\$300.00
CS.7.2	Corporate hire of main hall for functions - half day		\$150.00	E	Y	\$150.00
CS.7.3	Hire of main hall for functions	Per day	\$250.00	E	Y	\$250.00
CS.7.4	Hire of main hall for meetings	Per hour	\$15.00	E	Y	\$15.00
CS.7.5	Corporate hire of main hall for meetings		\$18.00	E	Y	\$18.00
CS.7.6	Hire of meeting room	Per hour	\$15.00	E	Y	\$15.00
CS.7.7	Hire of kitchen appliances for function	Per appliance Per hour	\$15.00	E	Y	\$15.00
CS.7.8	Function Bond		\$550.00	E	X	\$550.00
<b>CS.8 Blaxlands Ridge Community Centre</b>						
CS.8.1	Hire of hall for functions	Per day	\$250.00	E	Y	\$250.00
CS.8.2	Hire of hall for meeting or child's party	Per hour (Minimum three hour booking)	\$20.00	E	Y	\$20.00
CS.8.3	Hire of hall for community groups	Per person (Minimum \$15.00)	\$5.00	E	Y	\$5.00
CS.8.4	Hire of tennis court (without lights)	Per hour	\$6.00	E	Y	\$6.00
CS.8.5	Hire of tennis court (with lights)	Per hour	\$10.00	E	Y	\$10.00
CS.8.6	Hire of Old School House to Comleroy-Kurrajong Historical Society	Per year	\$350.00	E	Y	\$350.00
CS.8.7	Hire of hall to HCOS for Preschool	Per day	\$60.00	E	Y	\$60.00
CS.8.8	Hire of hall to HCOS - Additional hire	Per hour	\$15.00	E	Y	\$15.00
CS.8.9	Hire of hall to HCOS - Extra Storeroom	Per term	\$55.00	E	Y	\$55.00
CS.8.10	Hire of hall to HCOS - Floor levy	Per term	\$50.00	E	Y	\$50.00
CS.8.11	Equipment hire - Tables	Each	\$10.00	E	Y	\$10.00
CS.8.12	Equipment hire - Chairs	Each	\$0.50	E	Y	\$0.50
CS.8.13	Function Bond		\$250.00	E	X	\$250.00
<b>CS.9 Bligh Park Community Centre</b>						
CS.9.1	Tiningi Hall - Regular hire	Per hour	\$18.00	E	Y	\$18.00
CS.9.2	Tiningi Hall - Casual Hire (Saturday)		\$315.00	E	Y	\$315.00
CS.9.3	Tiningi Hall - Casual Hire (Sunday)		\$325.00	E	Y	\$325.00
CS.9.4	Tiningi Hall - Casual Hire (Other days)	Per hour (minimum 2 hour booking)	\$47.50	E	Y	\$47.50



Index	Fee Description	Conditions	2019/2020 Fees	Pricing Policy	GST	2020/2021 Fees
CS.9.5	Tiningi Hall - Key bond		\$200.00	E	X	\$200.00
CS.9.6	Neighbourhood Centre Hall - Regular hire	Per hour	\$18.00	E	Y	\$18.00
CS.9.7	Neighbourhood Centre Hall - Casual Hire (Saturday)		\$325.00	E	Y	\$325.00
CS.9.8	Neighbourhood Centre Hall - Casual Hire (Sunday)		\$235.00	E	Y	\$235.00
CS.9.9	Neighbourhood Centre Hall - Casual Hire (Other days)	Per hour (minimum 2 hour booking)	\$34.00	E	Y	\$34.00
CS.9.10	Neighbourhood Centre Hall - Key bond for casual hire		\$200.00	E	X	\$200.00
CS.9.11	Neighbourhood Centre Meeting Lounge - Regular hire	Per hour	\$7.00	E	Y	\$7.00
CS.9.12	Administration Fee	All halls	\$60.00	E	Y	\$60.00
CS.9.13	Hire of large cupboards	Per month	\$14.00		Y	\$14.00
CS.9.14	Hire of small cupboards	Per month	\$6.50		Y	\$6.50
CS.9.15	Neighbourhood Centre - Key bond	All regular hirers	\$100.00	E	X	\$100.00
<b>CS.10</b>	<b>Glossodia Community Centre</b>					
CS.10.1	Hall Hire for a function	6 hour hire Plus Fee CS.12.2	\$200.00	E	Y	\$200.00
CS.10.2	Additional Hall Hire	Per hour - after initial 6 hours	\$50.00	E	Y	\$50.00
CS.10.3	Hall Hire - For Profit groups	Per hour	\$12.00	E	Y	\$12.00
CS.10.4	Hall Hire - Not for Profit groups	Per hour	\$15.00	E	Y	\$15.00
CS.10.5	Meeting Room Hire	Per hour	\$12.00	E	Y	\$12.00
CS.10.6	Function bond		\$250.00	E	X	\$250.00
<b>CS.11</b>	<b>Maraylya Hall</b>					
CS.11.1	Hall Hire for a function		\$250.00	E	Y	\$250.00
CS.11.2	Hall Hire for a 4 hour day time party		\$150.00	E	Y	\$150.00
CS.11.3	Casual Hall Hire for a meeting	Per hour	\$25.00	E	Y	\$25.00
CS.11.4	Hall Hire Deposit		\$200.00	E	X	\$200.00
<b>CS.12</b>	<b>North Richmond Community Centre</b>					
CS.12.1	Party Hire of Community Centre Hall 1 and Hall 2 (Saturday)		\$600.00	E	Y	\$600.00
CS.12.2	Party Hire of Community Centre Hall 1 and Hall 2 (Friday or Sunday)		\$500.00	E	Y	\$500.00
CS.12.3	Party Hire of Hall 1 only (Saturday)		\$500.00	E	Y	\$500.00
CS.12.4	Party Hire of Hall 1 (Friday)		\$400.00	E	Y	\$400.00
CS.12.5	Party Hire of Hall 1 (Sunday)	From 1pm - Midnight	\$300.00	E	Y	\$300.00
CS.12.6	Party Hire of Hall 2 (Friday)		\$350.00	E	Y	\$350.00
CS.12.7	Party Hire of Hall 2 only (Saturday)		\$400.00	E	Y	\$400.00
CS.12.8	Party Hire of Hall 2 (Sunday)		\$250.00	E	Y	\$250.00
CS.12.9	Party Hire of Youth Hall (Friday, Saturday or Sunday)		\$300.00	E	Y	\$300.00
CS.12.10	Party Hire of any Hall - Childrens Party (up to 12 years)	Hire up to 5 hours Before 4pm on Friday or Saturday and after 1pm on Sunday	\$150.00	E	Y	\$150.00
CS.12.11	Permanent hire of Hall - For Profit groups rate	Per hour	\$23.00	E	Y	\$23.00

Index	Fee Description	Conditions	2019/2020 Fees	Pricing Policy	GST	2020/2021 Fees
CS.12.12	Permanent Hire of hall (for groups) - concessional rate	Per hour	\$17.00	E	Y	\$17.00
CS.12.13	Hire of hall (for groups) - casual	Per hour (during the week)	\$25.00	E	Y	\$25.00
CS.12.14	Hire of hall (for groups) (Weekends)	Per hour - casual rate	\$35.00	E	Y	\$35.00
CS.12.15	Hire of Meeting Room or Foyer	Per hour - for profit group rate	\$16.00	E	Y	\$16.00
CS.12.16	Hire of Meeting Room or Foyer	Per hour - concessional rate	\$11.00	E	Y	\$11.00
CS.12.17	Hire of Meeting Room or Foyer	Per hour - casual rate	\$19.00	E	Y	\$19.00
CS.12.18	Hire of large storage cupboard	Per month	\$10.00	E	Y	\$10.00
CS.12.19	Hire of kitchen cupboard	Per month	\$5.00	E	Y	\$5.00
CS.12.20	Refundable deposit for party hire	Other than 16th, 18th & 21st Birthdays	\$250.00	E	X	\$250.00
CS.12.21	Refundable deposit for party hire	16th, 18th and 21st Birthdays	\$500.00	E	X	\$500.00
CS.12.22	Hall hire - Not for Profit Organisations (Weekdays)	Per hour - casual rate	\$25.00	E	Y	\$25.00
CS.12.23	Hall hire - Not for Profit Organisations (Weekends)	Per hour - casual rate	\$35.00	E	Y	\$35.00
CS.12.24	Meeting Room hire - Not for Profit Organisations (Weekdays)	Per hour - casual rate	\$18.00	E	Y	\$18.00
CS.12.25	Meeting Room hire - Not for Profit Organisations (Weekends)	Per hour - casual rate	\$23.00	E	Y	\$23.00
CS.12.26	Key deposit		\$50.00	E	X	\$50.00
CS.12.27	Additional hall hire fee to allow finish at 1.00am		\$50.00	E	Y	\$50.00
CS.12.28	Additional fee for Friday night set up (if available)		\$100.00	E	Y	\$100.00
<b>CS.13</b>	<b>Richmond Community Centre</b>					
CS.13.1	Hire of hall - Function hire		\$220.00	E	Y	\$220.00
CS.13.2	Hire of hall - Casual users	Per hour - For profit group rate	\$22.00	E	Y	\$22.00
CS.13.3	Hire of hall - Casual users	Per hour - concessional rate	\$18.00	E	Y	\$18.00
CS.13.4	Hire crockery & glass		\$50.00	E	Y	\$50.00
CS.13.5	Refundable deposit (Cleaning/ Damages)		\$200.00	E	X	\$200.00
CS.13.6	Refundable key deposit		\$35.00	E	X	\$35.00
CS.13.7	Hire of Meeting Room	Per hour - Non-profit making	\$15.00	E	Y	\$15.00
CS.13.8	Hire of Meeting Room	Per hour - Profit making	\$20.00	E	Y	\$20.00
CS.13.9	Hire of Meeting Room	All day rate - Non-profit making	\$35.00	E	Y	\$35.00
CS.13.10	Hire of Meeting Room	All day rate - Profit making	\$50.00	E	Y	\$50.00
CS.13.11	Hire of Office	Per hour - Non-profit making	\$12.00	E	Y	\$12.00
CS.13.12	Hire of Office	Per hour - Profit making	\$17.00	E	Y	\$17.00
CS.13.13	Hire of Office	All day rate - Non-profit making	\$25.00	E	Y	\$25.00
CS.13.14	Hire of Office	All day rate - Profit making	\$38.00	E	Y	\$38.00
<b>CS.14</b>	<b>St Albans School of Arts</b>					
CS.14.1	Hire of hall	Up to 4 hours	\$45.00	E	Y	\$45.00
CS.14.2	Hire of hall	Up to 8 hours - including set up/clean up	\$95.00	E	Y	\$95.00
CS.14.3	Day/Night hire	Up to 24 hours (Day only) - including set up/clean up	\$145.00	E	Y	\$145.00

Index	Fee Description	Conditions	2019/2020 Fees	Pricing Policy	GST	2020/2021 Fees
CS.14.4	Hire of Kitchen		\$35.00	E	Y	\$35.00
CS.14.5	Bond/Key Deposit	For all categories	\$500.00	E	X	\$500.00
<b>CS.15</b>	<b>Wilberforce School of Arts</b>					
CS.15.1	Hire of hall (for function)		\$250.00	E	Y	\$250.00
CS.15.2	Hire of hall – For groups	Per hour (\$55.00 minimum)	\$15.00	E	Y	\$15.00
CS.15.3	Refundable key deposit		\$50.00	E	X	\$50.00
CS.15.4	Refundable Function Bond		\$300.00	E	X	\$300.00
<b>CS.16</b>	<b>Kurrajong Community Centre</b>	<b>Includes use of kitchen</b>				
CS.16.1	Casual Hall Hire	Full day	\$230.00	E	Y	\$235.00
CS.16.2	Regular Hall Hire	Per hour (Minimum 10 hours paid in advance, and then per term as required)	\$22.00	E	Y	\$22.50
CS.16.3	Meeting Room Hire	Small part of hall only	\$60.00	E	Y	\$61.00
CS.16.4	PA Hire	Per day	\$48.00	E	Y	\$49.00
CS.16.5	Storage Rate	Per m2 Per season	\$185.00	E	Y	\$189.00
CS.16.6	Refundable security deposit		\$200.00	E	X	\$200.00
CS.16.7	Office Hire	2 offices per year Indexed annually as per Contract, using CPI released by ABS	POA	E	Y	POA
<b>All hire users (not casual) are required to lodge a key deposit refundable on return of all issued keys</b>						
<b>All hire users are required to leave building premises and amenities clean and tidy</b>						
<b>CS.17</b>	<b>Colo Heights Hall</b>					
CS.17.1	Hire of hall (Playgroup)	Per session	\$5.00	E	Y	\$5.00
CS.17.2	Casual hire	Per hour	\$10.00	E	Y	\$10.00
CS.17.3	Function (Weeknights)	Per night (Weeknights)	\$50.00	E	Y	\$50.00
CS.17.4	Function hire (Weekends)	Per day (weekends)	\$100.00	E	Y	\$100.00
CS.17.5	Tennis court hire	Per hour	\$5.00	E	Y	\$5.00
CS.17.6	Refundable deposit for party hire		\$300.00	E	X	\$300.00
<b>All hire users (not casual) are required to lodge a key deposit refundable on return of all issued keys</b>						
<b>All hire users are required to leave building premises and amenities clean and tidy</b>						
<b>CS.18</b>	<b>Hawkesbury Leisure and Learning Centre</b>					
CS.18.1	Regular hire of any 1 function space	Per hour (Minimum 3 hours)	\$22.00	E	Y	\$22.00
CS.18.2	Casual hire of any 1 function space	Per hour (Minimum 3 hours)	\$27.50	E	Y	\$27.50
CS.18.3	Regular hire of any 2 function spaces	Per hour	\$33.00	E	Y	\$33.00
CS.18.4	Casual hire of any 2 function spaces	Per hour	\$41.25	E	Y	\$41.25
CS.18.5	Casual hire of Cafe/Lounge/Courtyard	Per hour Only hired after 4.00pm	\$55.00	E	Y	\$55.00
CS.18.6	Full day hire	All rooms Plus Fee CS.20.7 (where applicable)	\$200.00	E	Y	\$200.00
CS.18.7	Weekend hire surcharge	All rooms Plus Fee CS.20.6	\$50.00	E	Y	\$50.00
CS.18.8	Hire of crockery/cutlery	Per day (0-100 people)	\$50.00	E	Y	\$50.00

Index	Fee Description	Conditions	2019/2020 Fees	Pricing Policy	GST	2020/2021 Fees
CS.18.9	Hire of crockery/cutlery	Per day (> 100 people)	\$100.00	E	Y	\$100.00
CS.18.10	Hire of data projector and screen	Per day	\$50.00	E	Y	\$50.00
CS.18.11	Key Bond		\$100.00	E	X	\$100.00
<b>CS.19</b>	<b>South Windsor Family Centre</b>					
CS.19.1	Regular hire of main hall	Per hour (minimum 3 hours)	\$16.50	E	Y	\$16.50
CS.19.2	Casual hire of main hall	Per hour (minimum 3 hours)	\$22.00	E	Y	\$22.00
CS.19.3	Regular hire of Small Meeting Room	Per hour (minimum 3 hours)	\$16.50	E	Y	\$16.50
CS.19.4	Casual hire of Small Meeting Room	Per hour (minimum 3 hours)	\$22.00	E	Y	\$22.00
CS.19.5	Regular hire of Child Care area	Per hour (minimum 3 hours)	\$19.80	E	Y	\$19.80
CS.19.6	Casual hire of Child Care area	Per hour (minimum 3 hours)	\$22.00	E	Y	\$22.00
CS.19.7	Key bond		\$50.00	E	X	\$50.00
<b>CORPORATE SERVICES AND GOVERNANCE</b>						
<b>GENERAL</b>						
<b>CG.1</b>	<b>Photocopies</b>					
CG.1.1	Black & white – A4	Per copy	\$0.90	F	Y	\$0.92
CG.1.2	Black & white – A3	Per copy	\$1.80	F	Y	\$1.84
CG.2	Courier Fees		POA	F	Y	POA
<b>CG.3</b>	<b>Road Closure Application Fee</b>					
CG.3.1	Road vesting in Council		\$1,180.00	F	Y	\$1,206.00
CG.3.2	Unformed Council Public Road		\$1,975.00	F	Y	\$2,018.45
CG.4	Sale of Council Land – Road – Bond	Costs recovery for legal, survey and valuation fees incurred for the sale. Where applicable, the balance of the bond is refundable	\$7,000.00	F	X	\$7,154.00
CG.5	Request to transfer a Crown Road to Council		\$160.00	P	X	\$163.50
<b>CG.6</b>	<b>Leasing of Roads</b>					
CG.6.1	Application for Lease – Road		\$1,075.00	F	X	\$1,098.65
CG.6.2	Lease of Road – Bond		\$3,390.00	F	X	\$3,464.60
<b>CG.7</b>	<b>Easement over Council Property</b>					
CG.7.1	Administration Fee		\$915.00	F	Y	\$935.15
CG.7.2	Bond	Costs recovery for legal, survey and valuation fees incurred for the easement. Where applicable, the balance of the bond is refundable	\$11,550.00	F	X	\$11,805.00
CG.7.3	Compensation payable to Council	As determined by a Valuation Report conducted by a Certified Practicing Valuer	POA	M	Y	POA
<b>CG.8</b>	<b>Australian Pioneer Village</b>					
CG.8.1	Filming or use of	To be negotiated with Lessee	POA	E	X	POA
<b>ACCESS TO INFORMATION</b>						
<b>CG.9</b>	<b>Government Information (Public Access) Act</b>					
<b>CG.9.1</b>	<b>Formal Access Applications</b>					

Index	Fee Description	Conditions	2019/2020 Fees	Pricing Policy	GST	2020/2021 Fees
CG.9.2	Application Fee	The application fee counts as payment towards any processing charge payable	\$30.00	S	X	\$30.00
CG.9.3	Processing Fee	Per hour	\$30.00	S	X	\$30.00
CG.9.4	Financial hardship and/or special public benefit reasons	50% reduction to final processing fee	POA	S	X	POA
CG.9.5	Internal Review Application Fee	No further processing fees apply to internal reviews	\$40.00	S	X	\$40.00
<b>CG.9.6</b>	<b>Formal Access Applications by natural persons for their personal information only</b>					
CG.9.7	Application fee	The application fee counts as payment towards any processing charge payable	\$30.00	S	X	\$30.00
CG.9.8	Processing fee	Per hour, after the first 20 hours	\$30.00	S	X	\$30.00
CG.9.9	Financial hardship and/ special public benefit reasons	50% reduction to final processing fee	POA	S	X	POA
<b>CG.9.10</b>	<b>Informal Access Applications</b>					
CG.9.11	Inspections of documents at Council Offices		Free	S		Free
Proposed New Fee	Informal Processing Fee – Building and Development	Per hour		F	X	\$50.00
Proposed New Fee	Informal Processing Fee – Ownership Details	Per hour		N		Free
Proposed New Fee	Informal Processing Fee – Other Requests	Per hour		F	F	\$20.00
<b>CG.9.15</b>	<b>Provision of Recordings &amp;/or CDs</b>					
CG.9.16	Supply of CD	Each	\$42.10	F	X	\$43.05
<b>WINDSOR MALL FEES</b>						
<b>Bond amount of \$1,000 is required or as otherwise determined by nominated Council Officer</b>						
<b>CG.10</b>	<b>Banners</b>					
CG.10.1	Application fee		\$105.80	F	X	\$108.15
CG.10.2	Charge for Overdue Banner	One-off payment	\$105.80	F	X	\$108.15
<b>CG.10.3</b>	<b>Busking</b>					
CG.10.4	Adult	On application	Free	N		Free
CG.10.5	Child (under 18 years)	On application	Free	N		Free
<b>CG.10.6</b>	<b>Display &amp; Promotions</b>					
<b>CG.10.7</b>	<b>For Profit Organisations</b>					
CG.10.8	Owners/Shopkeepers in the mall		\$211.55	F	X	\$216.20
CG.10.9	Owners/Shopkeepers in the LGA		\$370.25	F	X	\$378.40
CG.10.10	Owners/Shopkeepers – Other		\$528.90	F	X	\$540.55
<b>CG.10.11</b>	<b>For Non Profit Organisations</b>					
			Free	N		Free
<b>CG.10.12</b>	<b>Entertainment &amp; Events</b>					
CG.10.13	Application Fee	Including 1 day Plus Fee CG.10.14	\$528.90	F	X	\$540.55
CG.10.14	Fee for each subsequent day		\$528.90	F	X	\$540.55
<b>CG.10.15</b>	<b>Fundraising</b>					
CG.10.16	Application Fee	For Non Profit Organisations	Free	N		Free

Index	Fee Description	Conditions	2019/2020 Fees	Pricing Policy	GST	2020/2021 Fees
<b>CG.10.17</b>	<b>Retail</b>					
CG.10.18	Wagons	By licence and market evaluation	POA	M	Y	POA
<b>CG.10.19</b>	<b>Other</b>					
CG.10.20	Owners/Shopkeepers in the Mall		\$211.55	M	X	\$216.20
CG.10.21	Owners/Shopkeepers in the LGA		\$370.25	M	X	\$378.40
CG.10.22	Owners/Shopkeepers - Other		\$528.90	M	X	\$540.55
<b>CG.10.23</b>	<b>Markets</b>					
<b>CG.10.24</b>	<b>Windsor Mall Markets</b>					
CG.10.25	Application Fee	Plus Fee CG.10.26	\$102.70	F	X	\$104.95
CG.10.26	Charge per stall	Per day	\$31.75	M	Y	\$32.45
<b>CG.10.27</b>	<b>Outdoor Dining &amp; Footpath Trading - In Windsor Mall</b>	<b>Excludes the use of the Use/Licensing of areas where specific facilities have been provided</b>				
CG.10.28	Application Fee	Plus Fee CG.10.29	\$137.50	F	X	\$140.55
CG.10.29	Annual fee	Per m2	\$91.30	M	X	\$93.30
CG.10.30	Approval Variation Fee		\$68.75	F	X	\$70.25
<b>CG.10.31</b>	<b>Public Research</b>					
<b>CG.10.32</b>	<b>For Profit including promotions organisations</b>					
CG.10.33	Application Fee		\$48.00	F	X	\$49.00
<b>CG.10.34</b>	<b>For Non Profit organisations</b>					
CG.10.35	Application Fee		Free	N		Free
<b>CG.10.36</b>	<b>Raffles or Lotteries</b>					
<b>CG.10.37</b>	<b>For Profit, including promotions, organisations</b>					
CG.10.38	Application Fee		\$72.00	F	X	\$73.60
<b>CG.10.39</b>	<b>For Non Profit Organisations</b>					
CG.10.40	Application Fee		Free	N		Free
<b>CG.10.41</b>	<b>Windsor Mall Rotunda</b>					
<b>CG.10.42</b>	<b>For Profit, including promotions, organisations</b>					
CG.10.43	Application Fee	Including 1 day Plus Fee CG.10.44	\$134.60	F	X	\$137.55
CG.10.44	Fee for each subsequent day	Per day	\$148.10	F	X	\$151.35
<b>CG.10.45</b>	<b>For Non Profit Organisations</b>					
CG.10.46	Application Fee		Free	N		Free
<b>FOOTPATH USAGE</b>						
<b>CG.11</b>	<b>Outdoor Dining and Footpath Trading</b>					
CG.11.1	Fee on application		\$141.75	F	X	\$144.85
CG.11.2	Approval Variation fee		\$70.85	F	X	\$72.40
<b>CG.11.3</b>	<b>Annual Fee for occupation of footpath</b>	<b>Charge per m2 Per annum</b>				

Index	Fee Description	Conditions	2019/2020 Fees	Pricing Policy	GST	2020/2021 Fees
CG.11.4	Thompson Square and Windsor Mall environs	With the exclusion of the use/licensing of areas where specific facilities have been provided by Council, Per m2	\$103.65	M	X	\$105.95
CG.11.5	Elsewhere in Windsor, Richmond and North Richmond	Per m2	\$81.45	M	X	\$83.25
CG.11.6	Elsewhere in the city	Per m2	\$60.30	M	X	\$61.65
<b>PRINTING AND SIGNWRITING FEES</b>						
<b>CG.12</b>	<b>Printing and Signwriting</b>	<b>External Organisations</b>				
<b>CG.12.1</b>	<b>Materials and machines costs</b>	Plus wages costs, Plus up to 40% overheads fee	POA	F	Y	POA
<b>CG.12.2</b>	<b>Photocopies</b>					
CG.12.3	Black & white – A4	Per copy	\$0.90	F	Y	\$0.92
CG.12.4	Black & white – A3	Per copy	\$1.80	F	Y	\$1.84
CG.12.5	Colour – A4	Per copy	\$2.10	F	Y	\$2.15
CG.12.6	Colour – A3	Per copy	\$4.25	F	Y	\$4.35
<b>CG.12.7</b>	<b>Banners</b>	<b>External Organisations</b>				
CG.12.8	Supply of completed banner	Per linear metre	\$112.15	P	Y	\$114.65
<b>SALE OF DOCUMENTS</b>						
<b>CG.13</b>	<b>Operational Plan and Delivery Program</b>					
CG.13.1	Internet		Free	N		Free
CG.13.2	Hard Copy		\$83.55	P	X	\$85.40
<b>CG.14</b>	<b>Annual Report</b>					
<b>CG.14.1</b>	<b>Full report</b>	<b>Annual Report, State of the Environment Report &amp; Financial Statements</b>				
CG.14.2	Internet		Free	N		Free
CG.14.3	Hard copy	3 part document	\$51.85	F	X	\$53.00
<b>CG.14.4</b>	<b>Annual Report only</b>					
CG.14.5	Internet		Free	N		Free
CG.14.6	Hard copy (1 part document)	1 part document	\$24.35	F	X	\$24.90
<b>CG.15</b>	<b>State of the Environment Report only</b>					
CG.15.1	Internet		Free	N		Free
CG.15.2	Hard copy	1 part document	\$24.35	F	X	\$24.90
<b>CG.16</b>	<b>Financial Statements only</b>					
CG.16.1	Internet		Free	N		Free
CG.16.2	Hard copy	1 part document	\$13.75	F	X	\$14.05
<b>CG.17</b>	<b>Minute Book</b>					
CG.17.1	Copies of Minute Book	Per page	\$2.85	F	X	\$2.90
CG.17.2	Postage & packaging		POA	F	Y	POA
<b>CG.18</b>	<b>Council Meeting Business Paper</b>					
CG.18.1	Internet		Free	N		Free
CG.18.2	Sale of Council Meeting Business Paper	Per annum	\$728.85	F	X	\$744.90

Index	Fee Description	Conditions	2019/2020 Fees	Pricing Policy	GST	2020/2021 Fees
CG.18.3	Postage & packaging		POA	F	Y	POA
<b>CG.19</b>	<b>Sale of Tender Documents</b>					
CG.19.1	Sale of Tender documents	At cost Printing, paper, expertise, overheads	POA	F	Y	POA
<b>SUBPOENAS</b>						
<b>CG.20</b>	<b>Photocopies</b>					
CG.20.1	Black & white – A4	Per copy	\$0.90	F	X	\$0.92
CG.20.2	Black & white – A3	Per copy	\$1.80	F	X	\$1.84
CG.20.3	Colour – A4	Per copy	\$2.10	F	X	\$2.15
CG.20.4	Colour – A3	Per copy	\$4.25	F	X	\$4.35
CG.20.5	Provision of Tapes &/or Discs	Each	\$43.35	F	X	\$44.30
<b>CG.20.6</b>	<b>Subpoenas served on council</b>					
CG.20.7	Application Fee for Subpoenas		\$83.20	F	X	\$85.05
CG.20.8	Additional charge for Subpoenas served under seven days		\$146.00	F	X	\$149.20
CG.20.9	Processing charge after the 1st hour	1st hour free Per hour or part thereof	\$102.70	F	X	\$104.95
<b>CULTURAL SERVICES – GALLERY AND MUSEUM</b>						
<b>REGIONAL GALLERY</b>						
<b>GM.1</b>	<b>Membership Program</b>					
GM.1.1	Pearl Membership	Gallery Volunteers	Free	N		Free
GM.1.2	Jets Membership	Full time students (a copy of Student ID is required)	\$15.00	F	Y	\$15.00
GM.1.3	Opals Membership	Individual	\$25.00	F	Y	\$25.00
GM.1.4	Rubies Membership	Household – 2 adults and all children under 18 residing at the same address	\$35.00	F	Y	\$35.00
GM.1.5	Diamonds Membership	Corporate	\$250.00	F	Y	\$250.00
<b>GM.2</b>	<b>Gallery Merchandise</b>					
<b>GM.2.1</b>	<b>Postcards, books, souvenirs, etc.</b>					
GM.2.2	Range– \$0.05 to POA	Per item	POA	R	Y	POA
GM.2.3	Commission fee on consignment stock	Range – 20% to 50% Per item	POA	R	Y	POA
GM.2.4	Commission fee on sale of artworks	20% Commission Per item	POA	R	Y	POA
<b>GM.3</b>	<b>Gallery Activities</b>					
<b>GM.3.1</b>	<b>Activities range in complexity, amount of consumables and other resources</b>	<b>May be a basic activity or an activity involving e.g. an author, artist, performer, speaker, facilitator or a guided tour</b>				
GM.3.2	Range: free to POA	Per person	POA	P	Y	POA
GM.3.3	Range: free to POA	Per household, with up to 2 adults and all children under 18 residing at the same address Age ranges may apply to activities	POA	P	Y	POA
<b>GM.4</b>	<b>Gallery Education Programs</b>					



Index	Fee Description	Conditions	2019/2020 Fees	Pricing Policy	GST	2020/2021 Fees
<b>GM.4.1</b>	<b>Basic activity or activity with facilitator, activity with materials etc.</b>					
GM.4.2	Range: free to POA	Per student	POA	P	Y	POA
GM.4.3	Range: free to POA	Per school group	POA	P	Y	POA
<b>GM.5</b>	<b>Gallery Exhibitions</b>					
<b>GM.5.1</b>	<b>Entry fee for special exhibitions</b>					
GM.5.2	Range: free to POA	Per person	POA	M	Y	POA
GM.5.3	Range: free to POA	Per household, with up to 2 adults and all children under 18 residing at the same address	POA	M	Y	POA
GM.5.4	Touring Exhibition Fee	Payment for exhibitions generated and toured by the Gallery	POA	M	Y	POA
<b>REGIONAL GALLERY ROOM HIRE</b>						
GM.6	Bond	Refundable	\$400.00	P	X	\$400.00
<b>GM.6.1</b>	<b>Gallery Room Hire</b>	<b>Dependant on the exhibition currently on show. Paid Gallery staff in attendance is a requirement of hire conditions. Functions held 9am-5pm weekdays (which require additional staffing), after 5pm weekdays and all functions held on weekends attract additional staffing charges: Starting from \$200 for 4 hours for a single staff member, depending on the size of the event</b>	POA	R	Y	POA
GM.6.2	Monday - Friday between 9.00am - 5.00pm Not available on public holidays	Per hour Plus Fee GM.6.1 if applicable	\$100.00	R	Y	\$100.00
GM.6.3	Monday - Friday 5.00pm - 12.00am (midnight) Saturday - Sunday 9.00am - 12.00am (midnight) Not available on public holidays	Per hour Plus Fee GM.6.1 if applicable	\$150.00	R	Y	\$150.00
GM.6.4	Cleaning Fee - if additional cleaning is required	As per Fees FS.1 - FS.3	POA	F	Y	POA
GM.6.5	Breakages, loss or damage	Where applicable cost recovery for replacement or repairs of community rooms and kitchen contents or building plant and equipment	POA	F	Y	POA
GM.6.6	Security or staff call-out fee	As per Fees FS.1 - FS.3	POA	M	Y	POA
<b>REGIONAL MUSEUM</b>						
<b>GM.11</b>	<b>Museum Merchandise</b>					
<b>GM.7.1</b>	<b>Postcards, books, souvenirs, etc.</b>					
GM.7.2	Range- \$0.05 to POA	Per item	POA	R	Y	POA
GM.7.3	Commission fee on consignment stock	Range - 20% to 50% Per item	POA	R	Y	POA
<b>GM.12</b>	<b>Museum Activities</b>					
<b>GM.8.1</b>	<b>Activities range in complexity, amount of consumables and other resources</b>	<b>May be a basic activity or an activity involving e.g. an author, artist, performer, speaker, facilitator or a guided tour</b>				
GM.8.2	Range: free to POA	Per person	POA	P	Y	POA
GM.8.3	Range: free to POA	Per household, with up to 2 adults and all children under 18 residing at the same address Age ranges may apply to activities	POA	P	Y	POA

Index	Fee Description	Conditions	2019/2020 Fees	Pricing Policy	GST	2020/2021 Fees
GM.13	Museum Education Programs					
GM.9.1	Basic activity or activity with facilitator; activity with materials, etc.					
GM.9.2	Range: free to POA	Per student	POA	P	Y	POA
GM.9.3	Range: free to POA	Per school group	POA	P	Y	POA
GM.14	Museum Exhibitions					
GM.10.1	Entry fee for special exhibitions					
GM.10.2	Range: free to POA	Per person	POA	M	Y	POA
GM.10.3	Range: free to POA	Per household, with up to 2 adults and all children under 18 residing at the same address	POA	M	Y	POA
GM.11	Access to Former Mortuary	Paid staff in attendance is a requirement of after hours access. After 5pm weekdays and on weekends: \$50 per hojr for a single staff member				
GM.11.1	Range: free to POA	Per hour	POA	F	Y	POA
GM.12	Photographs and Images	Refer to Fees LS.3.1 – LS.3.11				
REGIONAL MUSEUM ROOM HIRE						
GM.13	Bond	Refundable	\$400.00	P	X	\$400.00
GM.13.1	Museum Room Hire	Dependant on the exhibition currently on show. Paid Museum staff in attendance is a requirement of hire conditions. Functions held 9am–5pm weekdays (which require additional staffing), after 5pm weekdays and all functions held on weekends attract additional staffing charges: Starting from \$200 for 4 hours for a single staff member, depending on the size of the event	POA	R	Y	POA
GM.13.2	Hugh Williams Room only Monday – Friday 9.00am–5.00pm Not available on Public Holidays	Per hour Plus Fee GM.13.1 if applicable	\$60.00	R	Y	\$60.00
GM.13.3	Hugh Williams Room only Saturday – Sunday 9.00am–12.00am (midnight) Monday – Friday 5.00pm – 12.00am (midnight) Not available on Public Holidays	Per hour Plus Fee GM.13.1 if applicable	\$90.00	R	Y	\$90.00
GM.13.4	Hugh Williams Room and Museum exhibition areas Monday – Friday 9.00am – 5.00pm Not available on Public Holidays	Per hour Plus Fee GM.13.1 if applicable	\$90.00	R	Y	\$90.00
GM.13.5	Hugh Williams Room and Museum exhibition areas Monday – Friday 5.00pm –12.00am (midnight) Saturday – Sunday 9.00am –12.00am (midnight) Not available on Public Holidays	Per hour Plus Fee GM.13.1 if applicable	\$120.00	R	Y	\$120.00
GM.13.6	Howe House Monday – Friday 9.00am – 5.00pm Not available on Public Holidays	Per hour Plus Fee GM.13.1 if applicable	\$60.00	R	Y	\$60.00
GM.13.7	Howe House Monday – Friday 5.00pm – 12.00am (midnight) Saturday – Sunday 9.00am –12.00am (midnight) Not available on Public Holidays	Per hour Plus Fee GM.13.1 if applicable	\$100.00	R	Y	\$100.00

Index	Fee Description	Conditions	2019/2020 Fees	Pricing Policy	GST	2020/2021 Fees
GM.13.8	Hugh Williams Room, Museum exhibition areas and Howe House Monday – Friday 9.00am – 5.00pm Not available on Public Holidays	Per hour Plus Fee GM.13.1 if applicable	\$120.00	R	Y	\$120.00
GM.13.9	Hugh Williams Room, Museum exhibition areas and Howe House Monday – Friday 5.00pm – 12.00am (midnight) Saturday – Sunday 9.00am – 12.00am (midnight) Not available on Public Holidays	Per hour Plus Fee GM.13.1 if applicable	\$160.00	R	Y	\$160.00
GM.13.10	Cleaning Fee	As per Fees FS.1 – FS.3	POA	F	Y	POA
GM.13.11	Breakages, loss or damage	Where applicable cost recovery for replacement or repairs of community rooms and kitchen contents or building plant and equipment	POA	F	Y	POA
GM.13.12	Security or staff call-out fee	As per Fees FS.1 – FS.3	POA	M	Y	POA
<b>CULTURAL SERVICES – LIBRARY SERVICES</b>						
<b>LIBRARY SALES</b>						
<b>LS.1</b>	<b>Merchandise</b>	<b>Library bags, maps, plastic, etc.</b>				
LS.1.1	Range- \$0.05 to POA	Per item	POA	R	Y	POA
LS.1.2	Commission fee on consignment stock	Range – 20% to 50% Per item	POA	R	Y	POA
<b>LIBRARY ACTIVITIES</b>						
<b>LS.2</b>	<b>Library Activities</b>					
LS.2.1	Activities range in complexity, amount of consumables and other resources	May be a basic activity or an activity involving e.g. an author, artist, performer, speaker, facilitator or a guided tour or school program				
LS.2.2	Range: free to POA	Per person	POA	P	Y	POA
LS.2.3	Range: free to POA	Per group	POA	P	Y	POA
<b>LS.3</b>	<b>Photographs and Images</b>					
LS.3.1	Supply of digital files of photographs or images in the Local Studies collection					
LS.3.2	Low resolution digital images downloaded from the Library website	For personal use only e.g. Private research or display, reference and study purposes, presentations Image/s not used for commercial purposes or reproduction	Free	N		Free
LS.3.3	General purpose digital files	For personal use only e.g. Private research or display, reference and study purposes, presentations Image/s not used for commercial purposes or reproduction \$20.00 plus Fee LS.18	\$20.00	P	X	POA
LS.3.4	High resolution digital files	For personal use only e.g. Private research or display, reference and study purposes, presentations Image/s not used for commercial purposes or reproduction \$40.00 plus Fee LS.18	\$40.00	P	X	POA
LS.3.5	Reproduction Fee – where photograph is owned by Council	Reproduction rights are not granted with the download or purchase of any digital file of photographs or images				

Index	Fee Description	Conditions	2019/2020 Fees	Pricing Policy	GST	2020/2021 Fees
LS.3.6	Reproduction Fee for Local Community Groups	Free plus; Fees LS.3.1 – LS.3.4 plus; Fee LS.18 Local Community Groups are defined as: - Membership based groups of volunteers, and; - Located within the Hawkesbury Local Government Area (LGA) or have at least 50% of their membership base residing in the Hawkesbury LGA, and; - Do not receive external funding for general operations, and; - Non political and non religious groups	POA	R	Y	POA
LS.3.7	Reproduction Fee	\$50.00 plus; Fees LS.3.1 – LS.3.4 plus; Fee LS.18	POA	R	Y	POA
<b>LS.3.8</b>	<b>Photograph and Scan Delivery</b>	<b>General purpose digital files may be emailed. High resolution digital files must be delivered using online delivery service. Fees apply for supply of a USB and postage and handling, where applicable</b>				
LS.3.9	Email or online delivery		Free	N		Free
LS.3.10	USB	Refer to Fee LS.1	POA	F	Y	POA
LS.3.11	Postage and handling within Australia	Recovery of postage and handling costs	\$5.00	F	Y	\$5.00
LS.4	Card replacement	Borrower's cards – lost or damaged Original card is free	\$4.00	F	X	\$4.00
LS.5	Public Computer Visitor Card – One day	Cost per day Time limits apply Wireless access is free of charge	\$3.00	R	Y	\$4.00
LS.6	Public Computer Visitor Card – One week	Cost per week Time limits apply Wireless access is free of charge	\$15.00	R	Y	\$15.00
LS.7	Temporary library membership	Fee for three month temporary Library membership for non-residents who live outside of NSW or unable to provide ID, as well as overseas visitors	\$30.00	F	F	\$30.00
LS.8	Ex-Library stock, donations including books and AV formats (poor/good condition) sales		POA	P	Y	POA
<b>LS.9</b>	<b>Inter Library Loan from a Special or Uni Library</b>	<b>Where applicable, cost recovery of outsourced service Plus Fees LS.10.1</b>				
LS.9.1	Inter Library Loan handling fee	Per item	\$3.00	P	Y	\$4.00
LS.9.2	Book or Journal Articles – Black & white	First 50 pages Plus Fee LS.10.3 where applicable	POA	E	Y	POA
LS.9.3	Additional 50 pages		POA	E	Y	POA
LS.9.4	Colour copies		POA	E	Y	POA
LS.9.5	Lost or damaged inter library loan items		POA	E	X	POA
<b>LS.10</b>	<b>Damaged, Lost or Non repairable items</b>					
<b>LS.10.1</b>	<b>Non repairable or Lost item or component of a kit</b>					
LS.10.2	Replacement cost	Plus Fee LS.10.3	POA	F	X	POA
LS.10.3	Processing fee		\$8.00	P	X	\$8.00
LS.11	Repairable damaged item		\$10.00	P	X	\$10.00
<b>LS.12</b>	<b>Photocopies &amp; Printouts</b>	<b>Black and white</b>				

Index	Fee Description	Conditions	2019/2020 Fees	Pricing Policy	GST	2020/2021 Fees
LS.12.1	A4 size		\$0.20	F	Y	\$0.20
LS.12.2	A3 size		\$0.40	F	Y	\$0.40
<b>LS.13</b>	<b>Photocopies &amp; Printouts</b>	<b>Colour</b>				
LS.13.1	A4 size		\$1.00	R	Y	\$1.00
LS.13.2	A3 size		\$2.00	R	Y	\$2.00
<b>LS.14</b>	<b>Reader printer</b>	<b>Microfilm/Microfiche</b>	<b>\$0.20</b>	<b>R</b>	<b>Y</b>	<b>\$0.20</b>
<b>LS.15</b>	<b>Scanning – self service</b>		<b>Free</b>	<b>N</b>		<b>Free</b>
<b>LS.16</b>	<b>Scanning service</b>	<b>Per page</b>	<b>\$0.05</b>	<b>P</b>	<b>Y</b>	<b>\$0.05</b>
<b>LS.17</b>	<b>Reference or Local Studies research fee</b>	<b>First 15 minutes of any reference enquiry is free</b>	<b>POA</b>	<b>P</b>	<b>F</b>	<b>POA</b>
	<b>Photograph search fee</b>	<b>Then, \$50 per hour, or part thereof</b>				
<b>LS.18</b>	<b>Invigilator service (Exam supervision)</b>	<b>\$40 per hour to cover cost of staff member</b>	<b>POA</b>	<b>P</b>	<b>Y</b>	<b>POA</b>
		<b>Hire of suitable meeting room is student responsibility</b>				
<b>LS.19</b>	<b>Book Club kits</b>	<b>Per Book Club</b>	<b>\$80.00</b>	<b>P</b>	<b>F</b>	<b>\$80.00</b>
		<b>Valid for 1 year, includes up to 8 books in a set and reading notes.</b>				
		<b>Up to 11 sets in a year</b>				
<b>LS.20</b>	<b>Disc cleaning (DVD/CD)</b>	<b>Per disc</b>	<b>\$2.00</b>	<b>P</b>	<b>Y</b>	<b>\$2.00</b>
		<b>One week turnaround</b>				
<b>MEETING ROOMS</b>						
LS.21	Bond	Refundable bond – applicable to all hirers	\$100.00	P	X	\$100.00
LS.21.1	Administration Fee – Local Community Groups (Refer to Fees and Charges Explanatory Notes)	Per annum	\$10.00	P	Y	\$10.00
<b>LS.22</b>	<b>Meeting Rooms Hire</b>					
<b>LS.22.1</b>	<b>Tebbutt Room</b>					
LS.22.2	Local Community Groups (Refer to Fees and Charges Explanatory Notes)		Free	N		Free
LS.22.3	Monday – Friday 8.30am – 10.30pm Saturday – Sunday 9.00am – 10.30pm Not available on Public Holidays	Per hour	\$39.00	M	Y	\$39.00
<b>LS.22.4</b>	<b>Stan Stevens Studio</b>					
LS.22.5	Local Community Groups (Refer to Fees and Charges Explanatory Notes)		Free	N		Free
LS.22.6	Monday – Friday 8.30am – 10.30pm Saturday – Sunday 9.00am – 10.30pm Not available on Public Holidays	Per hour	\$28.00	M	Y	\$28.00
<b>LS.22.7</b>	<b>Rozzoli Room</b>					
LS.22.8	Local Community Groups (Refer to Fees and Charges Explanatory Notes)		Free	N		Free
LS.22.9	Monday – Friday 8.30am – 10.30pm Saturday – Sunday 9.00am – 10.30pm Not available on Public Holidays	Per hour	\$20.00	M	Y	\$20.00
LS.22.10	Meeting Rooms and Kitchens Cleaning Fee	Applicable to Local Community Groups and hirers As per Fees FS.1 – FS.3	POA	F	Y	POA
LS.22.11	Security or staff call-out Fee	Applicable to Local Community Groups and hirers As per Fees FS.1 – FS.3	POA	M	Y	POA

Index	Fee Description	Conditions	2019/2020 Fees	Pricing Policy	GST	2020/2021 Fees
LS.22.12	Replacement of Meeting Room access card	Community Room Access	\$25.00	R	X	\$25.00
LS.22.13	Cancellation Fee	Bookings cancelled within five business days prior to booking will be required to pay the standard hire fee	POA	M	X	POA
<b>LS.22.14</b>	<b>Equipment Hire</b>					
LS.22.15	Refundable bond on equipment	Applicable to Local Community Groups and hirers	POA	P	X	POA
LS.22.16	Failure to pack up equipment and furniture fee	Applicable to Local Community Groups and hirers As per Fees FS.1 – FS.3	POA	M	Y	POA
LS.22.17	Breakages, loss or damage	Applicable to Local Community groups and hirers. Cost recovery for replacement or repair of meeting rooms and kitchen contents or building plant and equipment.	POA	F	Y	POA
<b>FINANCIAL SERVICES</b>						
<b>PROFESSIONAL AND ADMINISTRATION FEES</b>						
FS.1	Staff technical/professional project services-General Manager, Directors, Managers	Per hour or part thereof (Min \$182.80)	\$178.35	M	Y	\$182.80
FS.2	Staff technical/professional project services-General	Per hour or part thereof (Min \$137.10)	\$133.75	M	Y	\$137.10
FS.3	Staff technical/professional project services-Administrative/Clerical	Per hour or part thereof (Min \$91.45)	\$89.20	M	Y	\$91.45
<b>ADMINISTRATION CHARGES</b>						
FS.4	Refunds – General		\$43.40	P	Y	\$44.60
FS.5	Refunds – Rates		\$39.55	P	X	\$40.55
FS.6	Returned Cheques or Direct Debits – General		\$55.45	F	Y	\$56.70
FS.7	Cheque or EFT cancellation or Stop Payment request – General		\$55.45	F	Y	\$56.70
FS.8	Returned Cheques or Direct Debits – Rates		\$50.30	F	X	\$51.55
FS.9	Cheque cancellation or Stop Payment request – Rates		\$50.30	F	X	\$51.55
FS.10	Private Works Administration Charges	Up to 20% of cost	POA	F	Y	POA
FS.11	Copy of Rate Notice		\$21.05	F	X	\$21.55
<b>SECTION 603 CERTIFICATES</b>						
FS.12	S.603 Certificate	or as determined by Legislation	\$85.00	S	X	\$85.00
FS.13	S.603 Certificate Urgency Fee	Plus Fee FS.12	\$55.95	F	X	\$57.35
FS.14	S.603 Certificate Fax Copy Fee		\$17.45	F	Y	\$17.90
FS.15	S.603 Certificate Refunds Administration Fee		\$39.50	F	X	\$40.55
<b>LEGAL CHARGES</b>						
FS.16	Court Fees	as per Court Fees Schedule	POA	E	X	POA
<b>INFORMATION SERVICES</b>						
<b>EXTRACTION &amp; COLLATION OF INFORMATION FROM DATABASES</b>						
IS.1	Minimum Fee	Plus Fees IS.1.1 to IS.1.2, where applicable	\$225.00	R	X	\$225.00
IS.1.1	Printout Paper- Per 100 pages	Plus Fee IS.1	\$80.00	R	X	\$80.00
IS.1.2	Information provided- Per CD Rom	Plus Fee IS.1	\$3.00	R	X	\$3.00

Index	Fee Description	Conditions	2019/2020 Fees	Pricing Policy	GST	2020/2021 Fees
<b>WEB SERVICES – RELATED ORGANISATIONS</b>						
IS.2	Mini Site Project Establishment	Minimum fee of \$1,500.00 applies	POA	R	Y	POA
IS.3	Hourly Rate for Mini Site Project Establishment	Per hour or part thereof (Min \$133.75) Minimum fee \$1,500.00	POA	R	Y	POA
IS.4	Mini Site Hosting	Minimum fee of \$1,000.00 per annum applies Price negotiable dependent on size of site (e.g. amount of disk storage space required) Per annum	POA	R	Y	POA
IS.5	Web Development/Consultancy/Support	Per hour or part thereof (Min \$133.75)	POA	R	Y	POA

**Hawkesbury City Council**

366 George Street  
Windsor NSW 2756

**Mailing Address**

PO Box 146  
Windsor NSW 2756

**Phone:** (02) 4560 4444

**Fax:** (02) 4587 7740

**Email:** [council@hawkesbury.nsw.gov.au](mailto:council@hawkesbury.nsw.gov.au)

**[www.hawkesbury.nsw.gov.au](http://www.hawkesbury.nsw.gov.au)**

*Office Hours: Monday to Friday 9am – 4pm*