

HAWKESBURY CITY COUNCIL

OPERATIONAL PLAN 2022/2023

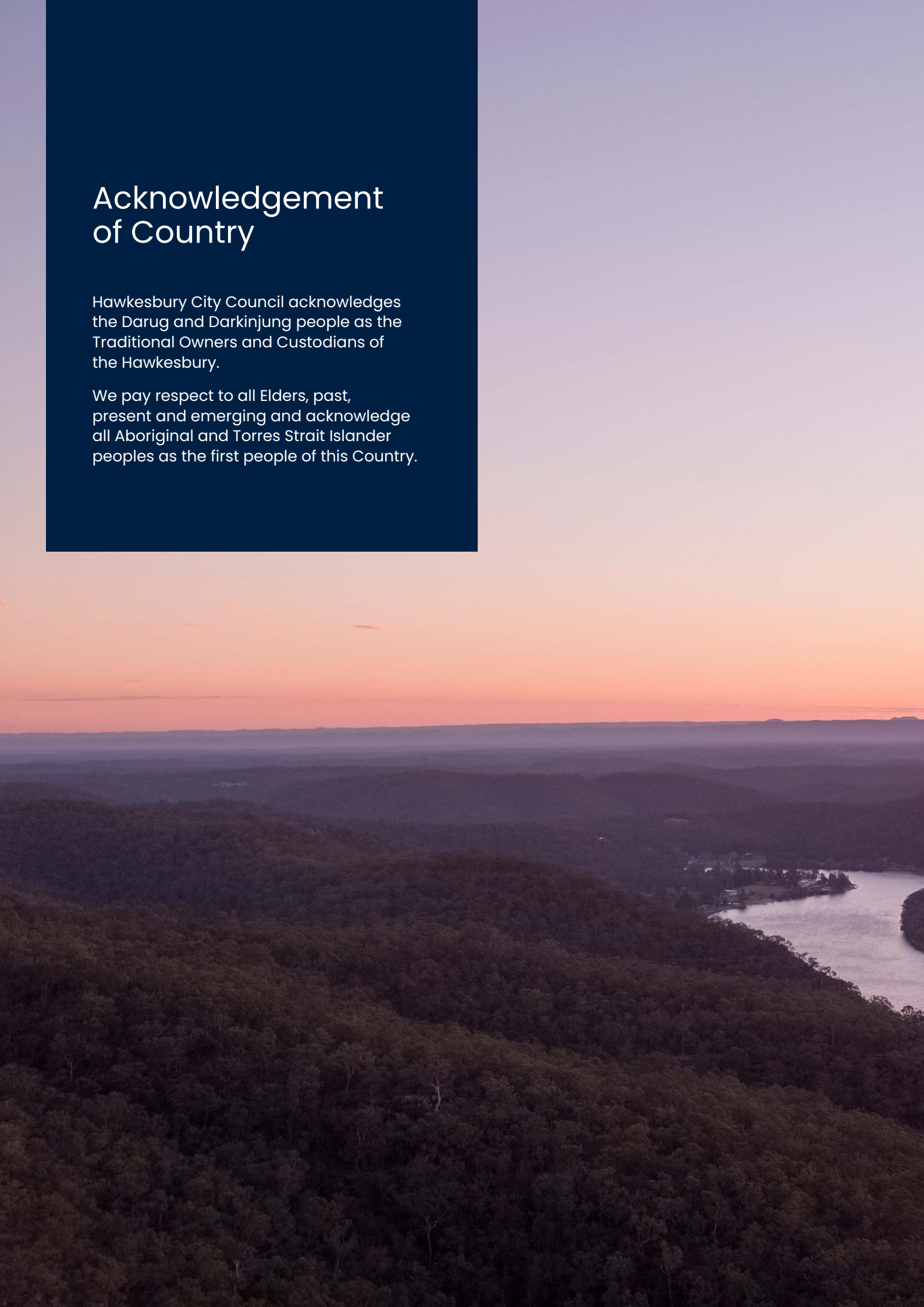


www.hawkesbury.nsw.gov.au

Acknowledgement of Country

Hawkesbury City Council acknowledges the Darug and Darkinjung people as the Traditional Owners and Custodians of the Hawkesbury.

We pay respect to all Elders, past, present and emerging and acknowledge all Aboriginal and Torres Strait Islander peoples as the first people of this Country.







CONTENTS

A Message from Our Councillors	6
Our Communitys Vision	7
The March 2022 Hawkesbury–Nepean River Flood	8
Integrated Planning and Reporting Framework	10
A Snapshot	14
Our Budget	18
Operational Plan 2022/2023	19
Summary of Major Functions	34
2022/2023 Estimates of Income and Expenditure	36
Glossary of Terms	37
Capital Works Program	41
2022/2023 Revenue Policy	46
2022/2023 Fees and Charges	61

A MESSAGE FROM OUR COUNCILLORS

Council is pleased to present the 2022/2023 Operational Plan.

The Plan shows Council's key services, projects, initiative and actions under the four Community Outcomes outlined in our long term Community Strategic Plan, The Hawkesbury 2036... It's Our Future.

This Operational Plan represents the first year of Council's commitment to implementing its Delivery Program for 2022-2026. It outlines specific details of the projects and activities that will be undertaken in the coming financial year.

Major Operational Plan Highlights for 2022/2023 include:

- Road Rehabilitation and Upgrades (\$8.1M)
- Sealing of Gravel Roads (\$3.0M)
- Road Surface renewals (\$2.2M)
- Parks, Recreation Facilities and Amenities Improvements (\$7.2M)
- Building improvements (\$6.6M)
- Stormwater Drainage Improvement Program (\$2.2M)
- Enhanced Pedestrian Safety and Accessibility (\$0.4M)

We are working closely with our executive team to ensure the successful implementation of this Operational Plan. As in previous years, we will report back to our community via the Progress Report: July-December and the Annual Report on what has been achieved during this year.

Our continued commitment to the Hawkesbury Community is to deliver on the actions contained within the 2022/2023 Operational Plan and to keep you informed of this progress.

We look forward to delivering these actions for the Hawkesbury Community.

OUR COMMUNITY'S VISION

We see the Hawkesbury as a vibrant and collaborative community living in harmony with our history and environment, whilst valuing our diversity, striving for innovation, a strong economy and retaining our lifestyle and identity.



THE MARCH 2022 HAWKESBURY-NEPEAN RIVER FLOOD

Residents of the Hawkesbury have had a few years that have tested the best of us. The series of natural disasters we've experienced have brought out the very best in human nature. Those impacted have shown their remarkable strength and resilience in the face of incredible loss; and those supporting them have demonstrated the very best of humanity with their generosity and support.

It is a fact that we weren't quite recovered as a community from floods in 2020 and 2021, the bushfires of the summer of 2019-2020 and the ever-present threat of COVID-19, when floods hit us again in March 2022.

OUR HISTORY OF FLOODS

Last year's floods in March were the first major floods, and the highest, we've had since 1990. While the floods we've had over the past two years have been devastating, we know they can be much higher.

FLOOD RECOVERY CENTRES

Council set up Flood Recovery Centres at Windsor and Wiseman's Ferry for impacted residents and businesses. These centres assist with:

- Clean up services
- Financial assistance
- Insurance and legal support
- Business support
- Mental health and well-being services.

STAYING IN TOUCH

One of the biggest factors of this year's floods was the speed with which the water rose. The amount of rain that fell up-river and directly on us, had to go somewhere, and the river swelled to a peak of 13.8m – almost a metre higher than last year.

We have seen the stories of residents only having minutes to grab a few items, pets and their families and evacuating. Combined with the loss of power and some telecommunications towers, some residents were cut off from Triple Zero (000) and community warning services. We had more time than other parts of New South Wales, but less time than we had last year.

To help people keep informed with reliable and fast information, Council's website has been designed to make the home page a hub for emergency information about what to do when, and where to go to be safe. This information is replicated on our social media pages – Facebook and Twitter.

Now we are in the clean-up phase, these two avenues are still being updated frequently to ensure all residents know what to do with flood damaged materials and reopening various roads, parks and bridges.

WORKING TOGETHER

Hawkesbury Council is working closely with other agencies, in particular Resilience NSW, which has opened recovery centres at South Windsor, North Richmond and Wisemans Ferry. Each of these centres is staffed with people from government and non-government agencies, who can help you navigate the task ahead, including accessing financial assistance, information concerning insurance or legal matters, replacing documents and importantly providing you with physical and emotional support.

The NSW Rural Fire Service, Police Windsor Local Area Command and many volunteer groups are working to assist those in our community whose homes and businesses have been impacted by floods.

The newly established Local Recovery Committee has been established, chaired by Hawkesbury City Council to drive the recovery of our community. Reporting to the State Recovery Committee, our committee comprises of local government and state agencies and will have working groups focusing on waste and the environment, infrastructure and planning, social support, agriculture and business recovery, grants and communications.

THE ROAD AHEAD

Council continues to address the damage to public areas including roads, footpaths, parks and our own buildings inundated with water and sewage. Council engineers are assessing bridges, roads, buildings, and river banks to ensure these are safe for use. The river banks are of particular concern to Council, as the length of time they were under water caused significant erosion, and this lead to collapses of large parts of the banks.

As the impact of the floods become apparent, Council recognises that we have a long road to recovery ahead. The 2022/2023 Draft Operational Plan was developed before this recent flood and will be amended when Council has assessed damage to public spaces including roads, bridges, parks, and river banks. As these assessments come in, they will be factored into the Draft Operational Plan.

OUR INTEGRATED PLANNING AND REPORTING FRAMEWORK

THE PROCESS

This latest review of the Community Strategic Plan provides a unique opportunity to review the overarching vision and strategy for the Hawkesbury to ensure it reflects the community's aspirations, and that the strategies are measurable.

WHY

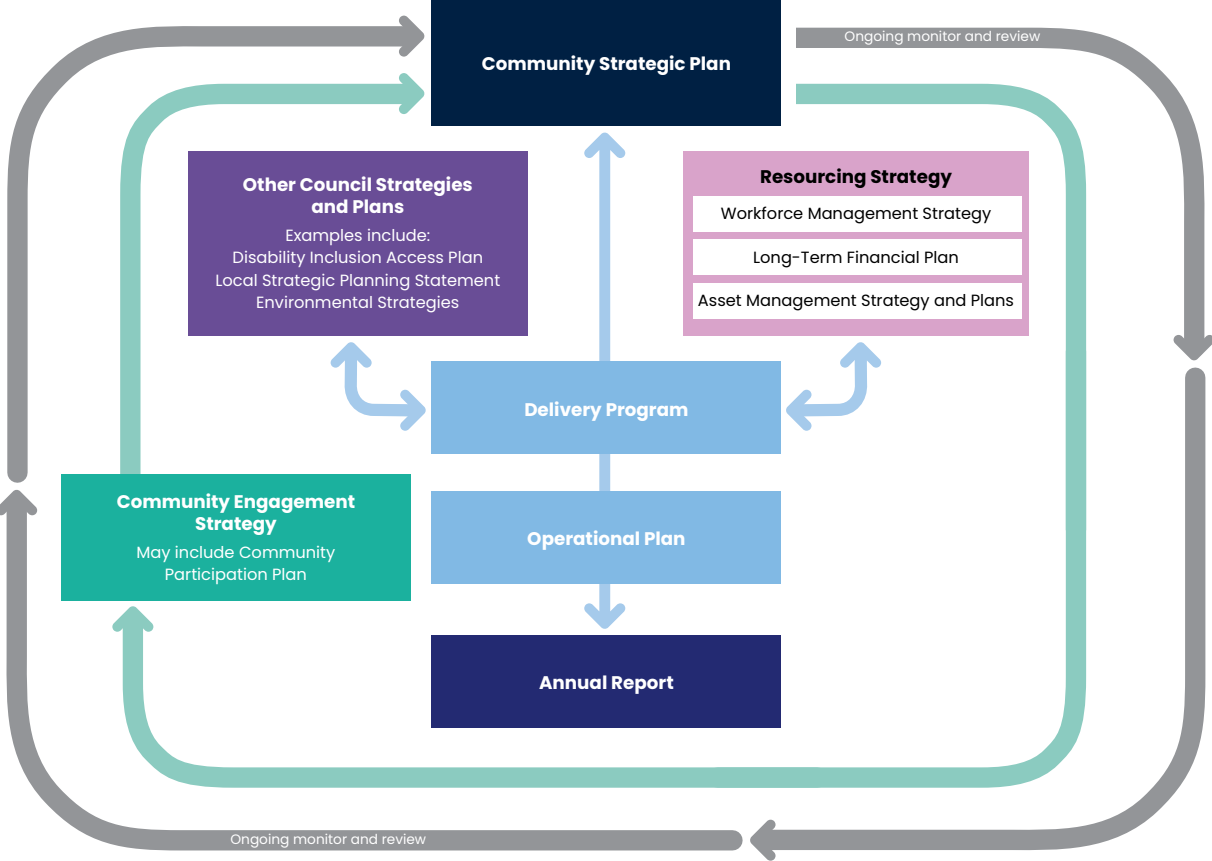
The Hawkesbury Community Strategic Plan sits above all other Council Plans and Policies. Its purpose is to identify the Hawkesbury community's priorities and aspirations for the future. The strategies in it consider the issues and pressure that affect the community, and the level of resources realistically available. Given this, the significance of the Community Strategic Plan to the community and to Council is of the highest order, and ensuring that it fully reflects the Hawkesbury community's aspirations is critical.

Legislation requires that each newly elected Council must review their respective Community Strategic Plan, and develop a new Delivery Program by 30 June in the year following the local government elections (in this case 30 June 2022). The review of the Community Strategic Plan also needs to be supported by a Community Engagement Strategy.



HOW THE FRAMEWORK WORKS AND LINKS TO OTHER PLANS

Through the Integrated Planning and Reporting Framework, the Office of Local Government requires all local authorities in New South Wales to produce a Community Strategic Plan with a minimum timeframe of 10 years, which is based on aspirations rather than actions. All subsequent Plans and Policies that outline Council’s actions stem from the Community Strategic Plan including the Resourcing Strategy, a Delivery Program with a timeframe of four years (term of the Council), an annual Operational Plan, and an Annual Report. The following diagram shows the structure and interrelated nature and linkages of plans in the Integrated Planning and Reporting Framework:



COMMUNITY STRATEGIC PLAN

The Community Strategic Plan is the highest level plan that a council will prepare. It is a long term plan that identifies the main priorities and aspirations for the future of the local government area. The Community Strategic Plan establishes the strategic objectives together with strategies for achieving those objectives.

The Community Strategic Plan is to:

- address civic leadership, social, environmental and economic issues in an integrated manner
- be based on social justice principles of equity, access, participation and rights
- be adequately informed by relevant information relating to civic leadership, social, environmental and economic issues
- be developed having due regard to the State government's State Plan and other relevant State and regional plans of the State government.

While Council has a custodial role in initiating, preparing and maintaining the Community Strategic Plan on behalf of the Hawkesbury local government area, it is not wholly responsible for its implementation. Other partners, such as State agencies and community groups may also be engaged in delivering the long term objectives of the plan.

RESOURCING STRATEGY

The Community Strategic Plan provides a vehicle for expressing long-term community aspirations. However, these will not be achieved without sufficient resources (i.e. time, money, assets and people) to actually carry them out.

The Resourcing Strategy consists of three components:

- Long Term Financial Planning
- Workforce Management Planning
- Asset Management Planning.

The Resourcing Strategy is the point where Council assists the community by sorting out who is responsible for what, in terms of the issues identified in the Community Strategic Plan. Some issues will clearly be the responsibility of Council, some will be the responsibility of other levels of government and some will rely on input from community groups or individuals. The Resourcing Strategy focuses in detail on matters that are the responsibility of the Council and looks more generally at matters that are the responsibility of others.

DELIVERY PROGRAM

The Delivery Program details the principal activities to be undertaken by Council over a four year period to implement the strategies established by the Community Strategic Plan within the resources available under the Resourcing Strategy.

The Council must establish a new Delivery Program after each ordinary election of Councillors to cover the principal activities of the Council for the four year period commencing on 1 July following an ordinary election.

The General Manager must ensure that regular progress reports are provided to the Council, reporting its progress with respect to the principal activities detailed in its Delivery Program. Progress reports must be provided at least every six months.

OPERATIONAL PLAN

The Operational Plan spells out the details of the Delivery Program by identifying the projects, programs and the activities to be engaged in by Council during the year to achieve the commitments made in the Delivery Program.

The Operational Plan includes Council's Statement of the Revenue Policy for the year covered by the Operational Plan.

ANNUAL REPORT

The Annual Report is one of the key points of accountability between Council and the community.

The Annual Report focuses on Council's implementation of the Delivery Program and Operational Plan. The report also includes some information that is prescribed by the Local Government (General) Regulation 2021. This information has been included in the Regulation because the State Government believes that it is important for community members to know about it, to help their understanding of how Council has been performing both as a business entity and a community leader.



A SNAPSHOT

MAJOR WORKS AND HIGHLIGHTS

BUILDING IMPROVEMENTS - \$6.6M



- Fire Control Centre
- North Richmond Community Centre Precinct
- Accessibility Improvements
- Maraylya Community Hall
- Companion Animal Shelter
- Dight Street Offices
- Administration Centre
- McGraths Hill Community Centre
- Oakville Bushfire Shed
- Windsor CWA Hall
- Woodlands Pony Club

PARKS, RECREATION FACILITIES, PUBLIC DOMAIN AND AMENITIES IMPROVEMENTS - \$7.2M



- Amenities Renewal Program
- Argyle Bailey Memorial Reserve
- Berger Road Reserve
- Bligh Park Skate Park
- Colbee Park
- Colonial Reserve
- Deerubbin Park
- Fernadell Park
- Hawkesbury Oasis Aquatic and Fitness Centre
- Ivy Avenue Reserve
- Memorial Park, Pitt Town
- McQuade Park
- Mileham Street Netball Facilities
- Pound Paddock
- Richmond Lawn Cemetery
- Richmond Pool
- Richmond Town Centre Revitalisation
- South Windsor Tennis Centre
- Windsor Town Centre Revitalisation
- Wilberforce Town Centre Revitalisation
- Woodbury Reserve

ROAD REHABILITATION AND UPGRADES – \$8.1M



- Boundary Road, Oakville
- Crooked Lane, North Richmond
- Dickson Lane, South Windsor
- Grose Vale Road, Kurrajong
- Grose Vale Road, North Richmond
- Kurmond Road, Freemans Reach
- Maddens Road, North Richmond
- Mayne Street, Wilberforce
- Old Stock Route Road, Oakville
- Shepherds Road, North Richmond
- Spinks Road, Glossodia

SEALING OF GRAVEL ROADS – \$3.0



- Douglas Street, North Richmond
- Packer Road, Blaxland Ridge
- Evans Road, Wilberforce (Design)
- Greens Road, Lower Portland (Design)
- Portland Head Road, Ebenezer (Design)
- Roberts Creek Road, Kurrajong (Design)
- Upper Colo Road, Upper Colo (Design)
- Wheelbarrow Ridge Road, Colo Heights (Design)

STORMWATER DRAINAGE IMPROVEMENT PROGRAM - \$2.2M



- Bligh Park Reserve
- Gorricks Run, Upper Macdonald
- Hereford Street, Hobartville
- King Road, Wilberforce
- Mitchell Drive, Glossodia
- Terrace Road, North Richmond
- Tizzana Road, Ebenezer
- Upper Colo Road, Upper Colo

OTHER



- Unsealed Road Renewals - \$0.2M
- Road Surface Renewals - \$2.2M
- Extension of Cycleways - \$0.1M
- Contribution to Hawkesbury Sports Council - \$1.3M
- Contribution to Emergency Services, Response and Resilience Building - \$2.5M
- Purchase of Library Resources - \$0.3M
- Signage Program - \$1.0M
- Holding and Sponsorship of Events - \$0.7M

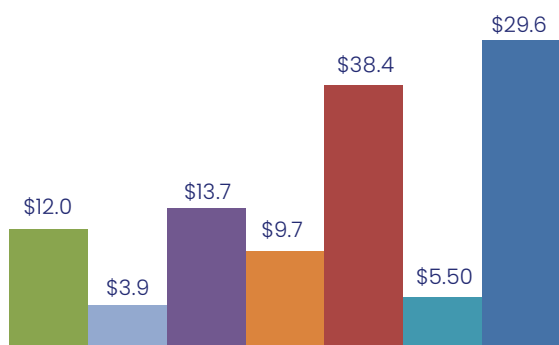


OUR BUDGET

Where does the money come from?	\$Million
Rates and Annual Charges	70.6
User Charges and Fees	7.0
Interest and Dividends	1.1
Other Revenue	5.0
Grants and Contributions	22.7
Sale of Assets	1.1
Internal Reserves (Net)	7.2
TOTAL	114.7

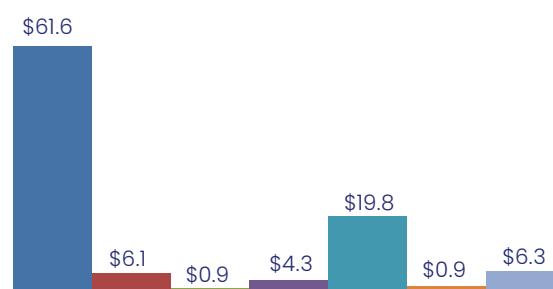
Where does Council spend our money?	\$Million
Community and Culture	13.8
Corporate Services	4.4
Public Spaces, Parks, Sports and Recreation	15.7
Regulation and Community Safety	11.2
Road and Drainage Infrastructure	29.2
Strategic Planning	6.3
Waste Management & Resource Recovery	34.0
TOTAL	114.7

HOW COUNCIL WILL SPEND EVERY \$100



- Community & Culture
- Corporate Functions
- Public Spaces, Parks, Sports & Recreation
- Regulation & Community Safety
- Roads & Drainage Infrastructure
- Strategic Planning
- Waste Management & Resource Recovery

HOW COUNCIL WILL FUND THIS



- Rates & Annual Charges
- User Charges & Fees
- Interest on Investments
- Other Revenue
- Grants & Contributions
- Sales of Assets
- Reserves

OPERATIONAL PLAN 2022/2023

1. Great Place to Live

2022/2023 Operational Plan Action		Responsibility
1.1 Enable a shared responsibility for community resilience, community safety and disaster management		
1.1.1 Meet the needs of our community through effective flood, fire and other natural disaster management plans that promote the protection of life, property and infrastructure	Update the Hawkesbury Floodplain Risk Management Study, Plan and Strategy.	City Planning
	Undertake a Flood Risk Management Study and Plan for the MacDonald River, Colo River, Webbs and Greens Creek.	City Planning
	Develop the Resilient Hawkesbury 2030 Plan.	Support Services
	Work with Rural Fire Service to develop and implement yearly hazard reduction programs on community managed land.	Infrastructure Services
1.1.2 Make the Hawkesbury a friendly place where people feel safe	Development of a renewed Family and Domestic Violence Action Plan.	Support Services
	Deliver community safety projects and activities in conjunction with Hawkesbury Police Area Command to reduce crime and improve community safety.	Support Services
	Implement priority activities and campaigns in the Road Safety Action Plan.	Support Services
	Implement Year Two actions of the Dementia Friendly Hawkesbury Plan.	Support Services
	Develop and implement the Child Safe Framework.	Support Services

2022/2023 Operational Plan Action		Responsibility
1.2 Encourage and enable our community to participate in a healthy lifestyle		
1.2.1 Encourage and enable our community to participate in a healthy lifestyle	Continue work with the City Deals Health Alliance for the joint planning of programs which support healthy lifestyles.	Support Services
	Seek funding to implement community resilience and mental health programs in particular mental health outreach programs.	Support Services
	Deliver health awareness and active lifestyle programs in partnership with the Hawkesbury District Health Service, YMCA NSW and other stakeholders.	Support Services
	Encourage participation in Council initiatives for healthy, active ageing programs (report stats).	Support Services
1.2.2 Encourage active participation in a range of sporting and recreational pursuits	Develop a prioritised implementation plan for Crown Land parks, Plans of Management and Master Plans.	Infrastructure Services
	Implement the Fernadell Master Plan and Management Plan.	Infrastructure Services
1.3 Increase the range of local partnerships and plan for the future		
1.3.1 Encourage and facilitate community partnerships	Continue providing financial and other support through the sponsorship of community programs and events.	Support Services
1.3.2 Support and expand active volunteering	Promote the Cultural Services volunteering program.	Support Services
	Support Clean-up Australia volunteers.	City Planning
	Support volunteer bushcare groups.	Infrastructure Services
	Implement the Volunteer strategy.	Support Services
1.3.3 Advocate and facilitate constructive and productive partnerships with residents, community groups and institutions	Continue a review of third party relationships, building upon learning from initial reviews.	Support Services
	Provide corporate governance and financial services to delegated managing agents for Council's externally funded community services.	Support Services
1.3.4 Develop opportunities for active involvement of residents in the management of parks and public spaces in the Hawkesbury	Encourage community involvement in the development of plans for the management of parks.	Infrastructure Services
	Review parameters and goals of the Hawkesbury Sports Club.	Infrastructure Services

2022/2023 Operational Plan Action		Responsibility
1.4 Facilitate the delivery of infrastructure through relevant agencies for Council's own works		
1.4.1 Our community's current and future utility infrastructure needs (water, sewer, waste, stormwater, gas, electricity and telecommunications) are identified and delivered	Assist relevant government agencies to remedy existing utility infrastructure deficiencies and ensure the provision of necessary utility infrastructure for new development.	Infrastructure Services
	Advocate for community needs and good design outcomes on state and regionally significant transport projects.	Infrastructure Services
	Finalise and begin implementation of year one actions of the Social Infrastructure Strategy.	City Planning
	Implement prioritised actions from the Western Parklands Council Digital Action Plan.	Support Services
	Finalise the Waste Strategy and implement identified year one actions.	City Planning
	Develop a renewed Asset Management strategy.	Infrastructure Services
	Plan for strategic Infrastructure requirements through the development of The Local Strategic Planning Statement.	City Planning
1.4.2 New development and infrastructure provision is aligned and meets community needs	Identify, seek funding, and enable the delivery of infrastructure associated with new development to meet community needs.	Infrastructure Services
1.5 Provide the right places and spaces to serve our community		
1.5.1 Provide a variety of quality passive recreation spaces including river foreshores, parks, bushland reserves and civic spaces to enhance our community's health and lifestyle	Renew and upgrade parks in line with the Parks Capital Works Program.	Infrastructure Services
	Quality passive recreational spaces are provided and enhanced.	Infrastructure Services
1.5.2 Provide a variety of quality active recreation spaces including playgrounds, sporting fields, pools, fitness centre, stadium and multipurpose centres to enhance our community's health and lifestyle	Manage active recreational spaces.	Infrastructure Services
	Quality active recreational spaces are provided and enhanced.	Infrastructure Services
	Review Richmond Pool and Hawkesbury Oasis Aquatic and Fitness Centre.	Support Services

2022/2023 Operational Plan Action		Responsibility
1.5.3	Provide a variety of quality shared spaces including meeting spaces accommodating public art, cultural and environmental amenity to enhance our community's health and lifestyle	Review cultural spaces to better support the community in the use of our spaces. Support Services
1.5.4	Manage commercial spaces available for business and investment across the Hawkesbury's local centres	Optimise occupancy rates and rental returns for Council owned commercial properties. Support Services
		Develop a renewed Property Strategy. Support Services
1.5.5	Provision by Council of the administrative and civic spaces on behalf of the community including the Council's Administrative Buildings, Local Libraries, Gallery, Museum and heritage buildings	Review Library, Gallery and Museum spaces so that they evolve to attract a wide range of users. Support Services
		Enhance and maintain Council owned buildings. Infrastructure Services
		Review administration building configuration to locate more Council employees in one building. Infrastructure Services
1.6 Build on a sense of community and wellbeing		
1.6.1	Work in partnership with government and community organisations to improve services and facilities for disadvantaged and vulnerable groups, and to build stronger and more cohesive communities	Implement year one actions from the Hawkesbury Local Housing Strategy (pending Department of Planning endorsement). City Planning
		Develop the Human Services Outcomes framework. Support Services
1.6.2	Provide flexible services that can adapt to changing community needs and service demands	Undertake community consultation and engagement to understand community needs and service demands. Office of the General Manager
1.7 Encourage broad and rich celebration of our local culture and significant heritage		
1.7.1	Encourage and support all residents to participate in all aspects of community, cultural and civic life.	Adopt the Hawkesbury Cultural Plan. Support Services

2022/2023 Operational Plan Action		Responsibility
1.7.2	Provide community and cultural services through a range of affordable and accessible facilities	Continue to update and maintain the Library, Museum and Gallery collection catalogues and make them accessible online.
1.7.3	Recognise, conserve and promote the area's history and heritage for current and future generations	Recognise, conserve and promote the area's history and heritage through exhibitions, publications and programs.

2. Protected Environment and Valued History

2022/2023 Operational Plan Action		Responsibility
2.1 Value, protect and enhance our historic built environment as well as our relationship to Aboriginal and non-Aboriginal history		
2.1.1	Our planning and actions will ensure that Aboriginal and non-Aboriginal heritage are both integral to our city	Finalise the Hawkesbury Heritage Study, including the Aboriginal Cultural Heritage study.
2.1.2	Encourage and promote sympathetic, adaptive, and creative uses for heritage sites and buildings across the city	Promote the Hawkesbury Local Heritage Assistance Fund.
2.1.3	As a community, identify ways to become better connected with our indigenous peoples, their history and culture	Continue the development of the Museum's grant funded Indigenous and endemic edible garden project.
		Finalise the Reconciliation Action Plan and begin implementing year one actions.
2.2 Value, protect and enhance our natural land-based environment with an emphasis on using local resources and key partnerships		
2.2.1	Our community is informed and acts to reduce our ecological footprint	Promote sustainability initiatives to our community for them to take part in.

2022/2023 Operational Plan Action		Responsibility
2.2.2 Encourage effective management and protection of our waterways, riparian land, and land-based natural ecosystems through local action, regional partnerships and working with key agency partners	Actively manage onsite sewerage management systems effectively through the NSW Septic Safe Program.	City Planning
	Investigate illegal land use activities to protect our environment and, where applicable, work jointly with partners such: <ul style="list-style-type: none"> - Natural Resource Access Regulator - NSW Environmental Protection Agency - Department of Primary Industries. 	City Planning
	Work with key stakeholders for the protection of the natural environment and promotion of natural restoration, including: <ul style="list-style-type: none"> - Greater Sydney Local Land Services - Penrith City Council - Hawkesbury River County Council - NSW Department of Planning and Environment - Land Care Australia. 	Infrastructure Services
2.2.3 Encourage and implement progressive urban design which is sensitive to environmental issues	Review the Hawkesbury Local Environmental Plan and finalise Hawkesbury Development Control Plan.	City Planning
2.2.4 Minimise our community's impacts on habitat and biodiversity and protect areas of conservation value	Grow endemic plants at the community nursery for parks, reserves, and Land-care groups.	Infrastructure Services
	Provide bush regeneration activities on riparian corridors and natural ecosystems within Council managed land.	Infrastructure Services
	Finalise and begin implementation of the Strategic Biodiversity Land Use Planning Framework.	City Planning
	Undertake necessary studies and strategies to prepare for the commencement of the Cumberland Plain Conservation Plan.	City Planning
2.2.5 Use a range of compliance measures to protect the natural environment	Identify, investigate and resolve unauthorised and environmentally harmful development in accordance with Council's Compliance & Enforcement Policy.	City Planning
	Investigate complaints to ensure the natural environment is protected and amenity of the community is maintained.	City Planning

2022/2023 Operational Plan Action		Responsibility
2.3 Encourage and enable our community to embrace the waste management principles of reduce, reuse and recycle		
2.3.1 Develop and maintain active partnerships that will result in the innovative management of our community's waste, with an emphasis on resource recovery and minimising waste	Finalise and commence implementing actions from the Waste Strategy.	City Planning
2.4 Encourage and enable our community to make more sustainable choices		
2.4.1 Undertake community education on best practice environmental sustainability and climate change issues	Develop and implement community sustainability programs.	City Planning
2.4.2 Work with businesses and tourism operators to promote good practice and sustainability principles	Facilitate advice on request from tenants of Council leased buildings on caring for their environment and implementing sustainable practices.	City Planning
	Undertake the industrial premises audit program targeting small and medium businesses that pose a significant risk to the environment.	City Planning
	Conduct inspections of food shops, public swimming pools, skin penetration premises and cooling systems in accordance with legislative requirements and relevant Council Policies.	City Planning
2.4.3 Ensure development is functional, attractive and sympathetic to the environment, and avoids unnecessary use of energy, water and other resources	Incorporate ecologically sustainable building and road construction practices into Council projects.	Infrastructure Services
	Utilising the updated Local Environmental Plan and Development Control plan, work with developers to encourage sustainability measures for their developments.	City Planning
2.4.4 Introduce measures to manage the issue of urban heat	Continue tree planting across Windsor, South Windsor and Richmond.	City Planning

2022/2023 Operational Plan Action		Responsibility
2.5 Value, protect and enhance our waterways and wetlands with an emphasis on using local resources and key partnerships		
2.5.1 Celebrate and use our rivers for a range of recreation, leisure, tourism and event activities	Continue to develop plans to attract business to the Hawkesbury, including the finalisation of the Clarendon Precinct Plan.	City Planning
2.5.2 Develop active partnerships and implement programs designed to improve the health of our rivers and riverbanks	Implement the priority actions of the Upper Hawkesbury River Estuary Coastal Zone Management Plan.	City Planning
2.6 Achieve net zero emissions targets		
2.6.1 Implement strategies to achieve Council's net-zero emissions targets	Transition Council plant and equipment to electric and battery operated, where feasible.	Infrastructure Services
	Amend LEP/DCP to mandate Electric Vehicle charging outlets and infrastructure.	City Planning
	Collaborate with other Local Governments to advocate for updated BASIX targets.	City Planning
	Update the Local Environmental Plan (LEP) and Development Control Plan (DCP) with urban heat provisions.	City Planning
	Implement priority actions from the Sustainability Framework.	City Planning
	Implement priority actions from the Biodiversity Framework.	City Planning
2.6.2 Maximise solar photovoltaic system installations on Council assets	Continue roll out of photovoltaic systems across Council buildings.	Infrastructure Services
2.6.3 Alternative forms of energy are embraced throughout the Hawkesbury	Implement renewable energy and energy efficient projects.	Infrastructure Services

3. Strong Economy

2022/2023 Operational Plan Action		Responsibility
3.1 Creating an integrated and well-maintained transport system is an important local priority		
3.1.1 Ensure our roads and other transport infrastructure provides a connected, efficient system to ensure safe movement of all modes of transport	Undertake a review of parking requirements and provisions and implement solutions to address identified parking issues.	City Planning
	Utilise Council Traffic models to assess traffic impact of projects, planning proposals and advocacy measures.	Infrastructure Services
3.1.2 Establish and maintain relationships with transport providers and other levels of government to improve and extend public transport services	Work with Transport for NSW and provide input on their projects.	Infrastructure Services
	Advocate for the provision of major transport services and linkages to improve transport connections within and external to the Hawkesbury.	City Planning
3.1.3 Have a comprehensive transport system of well-maintained local and regional linkages that are financially and environmentally sustainable, and meet community safety priorities and expectations	Undertake operational programs associated with construction and maintenance of roads and ancillary facilities in accordance with the Capital Works Program.	Infrastructure Services
	In the context of recent disasters, review the Asset Management Plan .	Infrastructure Services
3.1.4 Provide mobility links throughout the city to connect our centres, parks and facilities	Continue to implement priority actions from the Hawkesbury Mobility Plan.	Support Services
3.2 Increase the range of local industry opportunities and provide effective support to continued growth		
3.2.1 Plan for a range of industries that build on the strengths of the Hawkesbury region, to stimulate investment and employment	Implement priority actions from the Employment Lands Strategy.	City Planning
3.2.2 Increase the focus on jobs and innovation to build on our strengths and achieve a diverse industry base	Monitor changes in employment and investigate jobs skills and skills of the future and growth sectors.	City Planning

2022/2023 Operational Plan Action		Responsibility
3.2.3 Actively support the retention of the RAAF Base Richmond and enhance aviation-related industry, building on existing facilities	Pursue opportunities such as the Greater Sydney Commission District Plan and City Deal to enhance aviation-related industry near the RAAF base.	City Planning
3.2.4 Work towards ensuring people in our community have access to safe, nutritious, affordable and sustainably-produced food	Ensure the retention of agricultural lands through relevant planning processes.	City Planning
	Work in partnership with businesses, community and public health agencies to promote access to safe, nutritious, affordable and sustainably produced food.	City Planning
3.2.5 Plan for the continuance and growth of agricultural industry uses within the Hawkesbury	Planning instruments and other landuse documents to include provisions for agricultural business activities within environmental constraints and strengths of the Hawkesbury.	City Planning
3.3 Promote our community as the place to visit, work and invest		
3.3.1 Working in partnership we will actively market our city and capabilities to existing and potential businesses, visitors and investors	Review the Communication and Engagement Strategy.	Office of the General Manager
	Implement actions from the Hawkesbury Economic Development and Business Recovery Plan.	City Planning
	Promote the availability of Destination NSW funding to existing and new tourism businesses, through the Destination NSW Regional Tourism Fund.	Office of the General Manager
3.3.2 Develop Hawkesbury tourism to enhance and strengthen opportunities within our tourism sector	Promote the region as a tourism destination through the Visitor Information Centre.	Office of the General Manager
	Promote the region as a tourism destination through the Discover the Hawkesbury website.	Office of the General Manager
	Work with partners and the Hawkesbury Visitor Economy to identify and pursue opportunities to grow local tourism.	Office of the General Manager
3.3.3 Businesses are encouraged and upskilled to adopt more ethical and sustainable practices	Design and deliver a program of workshops, Business 101 seminars, and skills development opportunities to increase knowledge and capacity to help local businesses adapt, grow and increase resilience.	City Planning
	Support increased networking among existing business owners and support business events and awards programs.	City Planning
	Promote Council-owned spaces for businesses to meet and network.	City Planning

2022/2023 Operational Plan Action		Responsibility
3.4 Support the revitalisation of our town centres and growth of our business community		
3.4.1 Revitalise and enhance our two significant town centres of Windsor and Richmond to create thriving centres each with its own character that attracts residents, visitors and businesses	Implement the Liveability Program across Windsor, South Windsor, and Richmond town centres.	City Planning
3.4.2 Create active partnerships to develop a network of vibrant centres, which bring opportunities for business growth and community connection	In conjunction with key partners, deliver an annual calendar of events.	Office of the General Manager
3.4.3 Assist our town and village centres to become vibrant local hubs	Continue the implementation of Place-Making Strategies including undertaking a program to review and renew wayfinding and signage across the local government, particularly in, around, and to our town centres and villages.	City Planning

4. Reliable Council

2022/2023 Operational Plan Action		Responsibility
4.1 Provide representative, responsive and accountable governance		
4.1.1 Council's elected leaders will actively connect and collaborate with the community	Develop and implement a program for regular engagement for Councilors with the community within distinct geographic areas across the Hawkesbury.	Office of the General Manager
4.2 Encourage an informed community, and enable meaningful engagement		
4.2.1 Provide open and clear lines of communication with the community using up-to-date technology	Continuously review and improve Council's corporate website.	Office of the General Manager
	Implement priority actions in the Digital Communication Strategy.	Office of the General Manager
4.2.2 Enhance Council communication to ensure the community understands the role Council has in the Hawkesbury	Continue to engage with the community about Council's roles and function through a range of mediums.	Office of the General Manager

2022/2023 Operational Plan Action		Responsibility
4.2.3 Provide quality customer service to the community	Implement recommendations from the 2020 Customer Service audit.	Support Services
	Finalise and implement the Customer Experience strategy.	Support Services
4.3 Build strong financial sustainability for now and future generations		
4.3.1 In all of Council's strategies, plans and decision making there will be a strong focus on financial sustainability	Informed by the annual Service Review Program, pursue business process reviews, and where appropriate, implement outcomes of the review.	Office of the General Manager
4.3.2 Meet the needs of the community now and into the future by managing Council assets with a long-term focus	Review Council's Long Term Asset Management Plan, in line with the long term financial plan, asset data and community feedback.	Infrastructure Services
4.3.3 Decisions which determine priorities will be made in the long-term interests of the community	Work towards attaining financial sustainability benchmarks.	Support Services
	Mange the process in relation to the submission of grant applications to funding authorities.	Support Services
	Implement an improved corporate planning process for the organisation. This includes streamlining the Business Plan and Integrated Planning and Reporting Framework process, while ensuring Office of Local Government's requirements are met.	City Planning
4.4 Build strong relationships and shared responsibilities		
4.4.1 Foster positive relationships with all tiers of government and peak bodies to ensure a thorough understanding of the challenges and local requirements of the Hawkesbury	Engage with and provide advice to relevant government agencies and peak bodies.i.e. work with all levels of government via WSROC and City Deal through Planning Partnerships, Engineering Standards, and Liveability Grants.	City Planning
	Partner with the Western Sydney Investment Attraction Office on any economic development activities.	City Planning
4.4.2 Achieve higher strategic capacity through strategic alliances and partnerships	Work with strategic partners to pursue objectives for our community across all of Council's functions.	Office of the General Manager

2022/2023 Operational Plan Action		Responsibility
4.5 Encourage a shared responsibility for effective compliance		
4.5.1 Undertake Council initiatives within a clear and fair framework of strategic planning, policies, procedures and service standards as required under all regulatory frameworks	Finalise the Dashboard of Compliance with Legislative Requirements and Customer Service Standards.	Support Services
4.5.2 Best practice, sustainability principles, accountability and good governance are incorporated in all activities undertaken by Council	Investigate customer service complaints and compliments in accordance with process and timeframes within Council's Complaints Policy.	Support Services
	Implement Sustainability Strategy including best practice processes and reporting measures.	City Planning
	Conduct audits in accordance with the Annual Audit Program and report progress in relation to Audit recommendations and agreed management actions.	Support Services
4.6 Support the operation of the organisation through effective staff engagement		
4.6.1 Council will seek to attract, develop and retain highly skilled staff and a highly capable workforce	Implement year one actions from the 2022-2026 Workforce Management Strategy.	Office of the General Manager
4.6.2 Council's workforce, systems and processes will support high performance and optimal service delivery for our community	Finalise and begin implementation of year one actions from Council's Information and Communication Technology (ICT) Strategy.	Support Services
	Develop the organisation's Business Improvement plan.	Office of the General Manager
	Develop the organisation's approach to business excellence.	Office of the General Manager
	Develop and implement an internal knowledge database to support employees in providing timely and consistent service to customers.	Support Services

2022/2023 Operational Plan Action		Responsibility
4.7 Encourage informed planning, balanced growth and community engagement		
4.7.1 Council planning is integrated and long term	Ensure Council's planning in consistent with the Office of Local Government's Integrated Planning and reporting Framework.	City Planning
4.7.2 Council decision making on all matters is transparent, accessible and accountable	Ensure Council's planning in consistent with the Office of Local Government's Integrated Planning and reporting Framework.	City Planning
4.7.3 Council will continue to review service provision to the ensure best possible outcomes for the community	Develop Council's Service Review framework.	Office of the General Manager
4.7.4 Encourage increased community participation in planning and policy development	Undertake community engagement associated with planning and policy development in accordance with Council's Engagement Policy and/or legislative requirements.	Office of the General Manager
4.7.5 The needs of our community will be reflected in local, state and regional plans	Advocate for the expressed needs of the Hawkesbury to be included in local, regional and State plans.	Office of the General Manager
4.8 Facilitate the delivery of infrastructure through relevant agencies and Council's own works		
4.8.1 Identify current and future utility infrastructure needs (water, sewerage, waste, stormwater, gas, electricity and telecommunications) and deliver to the community	Assist relevant government agencies to remedy existing utility infrastructure deficiencies and ensure the provision of necessary utility infrastructure for new development.	Infrastructure services
	Plan for strategic Infrastructure requirements through the development of The Local Strategic Planning Statement.	City Planning
4.8.2 New development and infrastructure meets community needs	Identify, seek funding, and enable the delivery of infrastructure associated with new development to meet community needs.	Infrastructure services



SUMMARY OF MAJOR FUNCTIONS

Key Highlight Area	Community Strategic Plan 2022-2042	Budget
WASTE MANAGEMENT AND AND RESOURCE RECOVERY		
Landfill Operations	2.4.3, 2.6.3, 1.4.1	\$2.6M
Kerbside Waste Collection and Recycling	2.2.1, 2.3.1, 2.4.1, 1.4.1	\$14.0M
Sewer and Effluent Reuse Operations	2.2.2, 2.3.1, 2.4.3, 2.6.3, 1.4.1	\$13.1M
Sullage Collection and Disposal	2.2.2, 1.4.1	\$2.0M
On-Site Sewer Management Facilities	2.2.2, 2.2.5, 1.4.1	\$0.4M
ROAD INFRASTRUCTURE		
Road Maintenance and Construction	3.1.1, 3.1.3, 3.1.4, 1.4.1	\$33.9M
Ferry Operations	3.1.1, 3.1.3	\$0.7M
Pathways	3.1.1, 3.1.3, 3.1.4, 1.4.1	\$0.5M
Car Parks	3.1.3, 3.1.4	\$49K
Traffic Management and Street Lighting	1.1.2, 3.1.1, 3.1.3, 1.4.1	\$2.0M
COMMUNITY AND CULTURE		
Community and Civic Events	1.3.3, 1.7.1, 3.3.1, 3.3.2, 3.4.3	\$0.6M
Community Buildings and Management	1.5.2, 1.5.3, 1.5.5, 2.4.3, 2.6.2, 2.6.3	\$8.2M
Community and Event Sponsorship	1.1.2, 1.2.1, 1.2.2, 1.3.1, 1.3.2, 1.3.3, 1.7.1, 1.7.2, 3.3.1, 3.3.2, 3.4.2	\$0.2M
Library, Gallery and Museum	1.2.1, 1.3.1, 1.3.2, 1.3.3, 1.5.3, 1.5.5, 1.6.2, 1.7.1, 1.7.2, 1.7.3	\$3.5M
Community Partnerships, Planning and Programs	1.1.2, 1.2.1, 1.3.1, 1.3.2, 1.3.3, 1.3.4, 1.6.1, 1.6.2, 1.7.1, 1.7.2	\$1.0M
Emergency Services and Disaster Management	1.1.1, 1.1.2, 1.3.1, 1.3.2	\$7.0M
Community Engagement	1.1.2, 1.2.1, 1.3.1, 1.3.3, 1.6.2, 1.7.1, 3.3.1, 4.2.1, 4.2.2	\$0.8M
Visitor Information Services	3.3.1, 3.3.2	\$0.3M
PUBLIC SPACES, PARKS, SPORTS & RECREATION		
Parks and Public Domain Cleaning and Maintenance	1.2.2, 1.3.1, 1.3.2, 1.3.3, 1.3.4, 1.5.1, 1.5.2, 2.2.2, 2.2.4, 2.4.3, 2.6.3 1.4.1	\$12.9M
Street Sweeping	2.2.2	\$1.0M
Playing Fields and Courts	1.2.2, 1.5.2, 1.4.1	\$0.9M
Swimming Pools	1.2.2, 1.5.2, 1.4.1	\$2.0M
Cemeteries	1.3.3, 1.5.5, 1.7.1, 1.7.3	\$0.2M

Key Highlight Area	Community Strategic Plan 2022–2042	Budget
STRATEGIC PLANNING		
Strategic Land Use Planning	1.7.3, 2.1.1, 2.1.2, 2.2.1, 2.2.2, 2.2.3, 2.2.4, 2.3.1, 2.4.3, 2.5.2, 2.6.1, 3.1.2, 3.2.1, 3.2.5, 4.4.1, 4.5.1, 4.5.2, 4.7.5, 1.4.1, 1.4.2	\$1.2M
Development Assessments	2.4.3, 2.6.1, 3.2.1, 3.2.5, 4.3.3, 4.5.1, 4.7.2, 4.7.5, 1.4.1	\$2.4M
Infrastructure, Planning, Design and Delivery	1.1.2, 3.1.2, 4.3.2	\$1.2M
Environmental Management	2.2.2, 2.4.3, 2.6.3	\$0.6M
Economic Development and Tourism	3.2.1, 3.2.2, 3.2.3, 3.3.1, 3.3.3, 3.4.1, 3.4.2, 3.4.3, 4.4.1	\$3.3M
CORPORATE SERVICES		
Information, Mapping and Technology Platforms	4.2.1	\$4.5M
Records Management	4.2.3, 4.5.2	\$0.7M
Printing	4.2.2, 4.5.2	\$0.2M
Corporate Governance	4.2.2, 4.2.3, 4.5.1, 4.5.2, 4.7.2	\$4.0M
Risk Management	4.5.1, 4.5.2	\$2.1M
Customer Services	4.2.2, 4.2.3	\$1.4M
Rates, Procurement and Financial Services	4.2.2, 4.2.3, 4.3.1, 4.3.2, 4.3.3, 4.5.1, 4.5.2, 1.4.1	\$4.0M
People and Development	4.6.1, 4.6.2	\$0.9M
Property Management	1.5.4	\$0.8M
REGULATORY AND COMMUNITY SAFETY		
Ranger Services	1.1.1, 2.2.4	\$0.6M
Building Compliance	1.1.1, 2.2.4	\$0.4M
Companion Animal Shelter	2.2.4	\$0.7M
Public and Environmental Health Programs	1.1.1, 2.2.5	\$0.5M

2022/2023 ESTIMATES OF INCOME AND EXPENDITURE

FINANCIAL SUSTAINABILITY

One of Council's long-term objectives is to build strong financial sustainability for now and future generations. This will ensure that Council can continue to provide services at the level expected from our community into the long-term.

The Long-Term Financial Plan is reviewed regularly and strategies developed to ensure continued financial sustainability.

The following table shows the change in financial sustainability performance measures, as determined by the NSW Office of Local Government, over the last five years and the projected results as of 30 June 2023.

Performance Measure	Benchmark	2018/2019 Actual Result	2019/2020 Actual Results	2020/2021 Actual Results	2021/2022 Original Budget	2022/2023 Original Budget
Operating Performance	0	0.024	0.003	-0.08	-0.06	0.002
Own Source Revenue	>60%	65.9%	70.3%	75.3%	80.0%	76.7%
Building and Infrastructure Asset Renewal	>100%	80.4%	68.4%	78.6%	84.1%	136.1%
Infrastructure Backlog	<2%	1.4%	0.8%	2.1%	1.7%	1.5%
Asset Maintenance	>100%	96.98%	104.11%	98.04%	108.5%	93.5%
Debt Service	>0%<20%	1.0%	4.7%	0.1%	4.1%	4.3%

As indicated above, it is projected that both the Operating Performance and Building and Infrastructure Asset Renewal will not meet the relevant benchmarks in the 2021/2022 financial year. This is mainly as a result in an increase of a \$6.0 million in annual depreciation in relation to Road.

GLOSSARY OF TERMS

To assist in the understanding of the budgeted estimates of income and expenditure included within this section of the 2022/2023 Operational Plan, a glossary of terms has been provided below.

TERM	DEFINITION
Application of capital funding	Various categories of capital expenditure, sorted by asset class and whether works are new or renewal.
Capital expenditure	Costs associated with works that improve the level of service able to be provided to the community from an asset.
Capital funding	Funds used to provide capital expenditure.
Consultants	Professionals that are external to Council, used to provide expert advice when either resources are not available internally, or independence is required.
Contributions – outside bodies	Funds that are contributed by Council towards other organisations. These contributions are either regulated or required for Council to participate or be represented by the organisation. Organisations include the EPA, State Planning Commission, Hawkesbury River County Council, and WSROC.
Depreciation	Costs that reflect the consumption of the value of an asset over time.
Employee Costs	Expenses incurred relating to the employment of salary and wages staff, including: worked time, allowances, overtime, leave entitlements, staff training, superannuation, workers compensation and casuals.
Expenditure from continuing operations	Costs incurred in relation to Council providing goods and services to the community.
Income from continuing operations	Income generated by Council to fund the provision of goods and services to the community.
Overheads	Distribution of internal service costs incurred, that are not directly allocated. For example, payroll processing, IT support and hardware, corporate governance, word processing and risk management.
Net capital expenditure	The net result of deducting the capital expenditure from capital funding.
Net operating result	The result from deducting expenses from income relating to continuing operations.

TERM	DEFINITION
New Assets	The acquisition of or the upgrade/extension of current infrastructure assets, such as buildings, roads, sewer and parks.
Renewal of Assets	Capital expenditure that is required to bring or retain infrastructure assets at a satisfactory level to provide adequate services.
Reserves	Funds dedicated for specific purposes. For example, Developer contributions received are held in reserve until enough money exists to fund works identified in a Contributions Plan.
(Surplus)/Deficit	If income is greater than expenditure, a surplus results and is indicated by a negative value in the Budgeted Income Statement. If expenditure is greater than income, a deficit results and is indicated by a positive value in the Budgeted Income Statement.



INCOME STATEMENT – CONSOLIDATED

Income Type	Original Budget 2021/2022 (\$'000)	Original Budget 2022/2023 (\$'000)
Income from Continuing Operations		
REVENUE		
Rates and Annual Charges	(69,164)	(70,598)
User Charges and Fees	(6,954)	(7,044)
Other Revenue	(1,750)	(1,851)
Grants and Contributions provided for Operating Purposes	(8,446)	(10,765)
Grants and Contributions provided for Capital Purposes	(9,791)	(11,935)
Interest and Investment Income	(649)	(1,058)
Other Income	(3,030)	(3,106)
Total Income from Continuing Operations	(99,784)	(106,357)
EXPENSES FROM CONTINUING OPERATIONS		
Employee Benefits and On-Costs	32,592	34,807
Materials and Services	30,997	30,440
Borrowing Costs	358	522
Depreciation and Amortisation and Impairment	25,855	22,570
Other Expenses	5,238	5,197
Total Expenses from Continuing Operations	95,040	93,536
Net Operating Result for the Year	(4,744)	(12,821)
Net Operating Result for the year before Grants and Contributions provided for Capital Purposes	5,047	(886)
SOURCE OF CAPITAL FUNDING (EXCLUDING RESERVES)		
Proceeds from the sale of capital assets	(1,050)	(1,067)
Depreciation	(25,855)	(22,570)
Grants and Contributions - Capital	(9,791)	(11,935)
	(36,696)	(35,572)
APPLICATION OF CAPITAL FUNDING		
New Assets		
Land, Building and Land Improvements	50	5,300
Roads, Bridges, Footpaths and Drainage	22,166	1,991
Sewer Infrastructure	4,152	5,541
Parks Assets and Other Structures	714	2,128
Renewal of Assets		
Land, Building and Land Improvements	1,998	2,163
Roads, Bridges, Footpaths and Drainage	11,149	14,384
Sewer Infrastructure	2,480	525
Parks Assets and Other Structures	2,822	4,742
Other Assets	484	3,896
Plant and Equipment	3,474	3,021
	49,489	43,691
Net Capital Expenditure	12,793	8,119
Retained (surplus)/deficit from prior years		
Transfer from Reserves	(70,298)	(60,381)
Transfer (to) Reserves	52,458	53,148
	(17,840)	(7,233)
Retained (surplus)/deficit available for general funding purposes		-

SUMMARY OF EXPENDITURE

Expenditure Type	Original Budget 2020/2021 (\$'000)	Original Budget 2022/2023 (\$)
Employee Benefits and On-Costs	32,592	34,807
MATERIALS AND CONTRACTS		
Animal Control	163	181
Audit Services	91	94
Bushcare and Land Management	345	333
Buildings and Facilities	3,306	2,800
Communications and Civic Events	520	536
Community Services	303	284
Consultants	958	901
Corporate Services	5,714	5,715
Cultural Services	332	344
Domestic Waste Management	4,907	5,313
Emergency Services	665	471
Legal Expenses	366	386
Local Economic Development and Tourism	110	159
Parks and Recreation	2,949	3,120
Regulatory Services	84	97
Sullage Service	1,776	1,851
Sewer Service	2,630	2,581
Transport Infrastructure	4,084	4,039
Waste Management Facility	1,694	1,235
Borrowing Costs	358	522
Depreciation and Amortisation	25,855	22,570
Contributions - Outside Bodies	4,007	3,931
Bad and Doubtful Debts	25	10
Contribution - RFS Levy	831	872
Contribution - NSW Fire and Rescue Levy	169	178
Contribution - NSW SES Levy	99	104
Sponsorships and Donations	108	102
Total Expenses from Continuing Operations	95,04	93,536
Costs of Governance included above	1,065	1,044

CAPITAL WORKS PROGRAM

As a result of the March 2022 Flood, the capital works program has been amended to enable re-prioritisation of works, based on damages incurred and funding availability.

PROJECT DESCRIPTION	Original Budget 2022/2023 (\$)
Information Technology	173,517
Remote Site IT Improvement and Connectivity	15,000
Mapping Software	25,000
Additional Software Licensing	58,517
Mobile Work, Telework and Instant Messaging	10,000
Network Infrastructure Upgrade	30,000
Mobile Devices	10,000
Computer Monitors	2,500
Councillor Mobile Devices	5,000
Computer Equipment	7,500
Disaster Recovery Infrastructure	10,000
Library Resources	281,553
Digital Media	27,350
Children & Young Adult Books	36,349
Large Books	20,315
Talking Books	35,000
Non-Fiction Books	38,000
Fiction Books	36,700
DVDs	20,000
Suggest to Buy	16,700
Music CDs	1,200
Periodicals	10,000
Local Studies	16,018
Additional Library Resources	2,848
2022/2023 Local Priority Grant	17,473
Conservation & Collections Management Software - Gallery	3,600

PROJECT DESCRIPTION	Original Budget 2022/2023 (\$)
New, Renewal and Upgrade of Road Network	13,434,012
Blaxlands Ridge Road, Blaxlands Ridge - Guardrail Replacement	65,000
Boundary Road, Oakville - Road Rehabilitation	100,000
Crooked Lane, North Richmond - Road Rehabilitation	120,000
Diamond Hill Drive, Kurrajong Hills - Guardrail Replacement	85,000
Dickson Lane, South Windsor - Road Rehabilitation	55,000
Douglas Street, North Richmond - Seal Gravel Road	480,000
Evans Road, Wilberforce - Seal Gravel Road Design	50,000
Greens Road, Lower Portland - Seal Gravel Road Design	50,000
Grose Vale Road, Kurrajong - Road Rehabilitation	110,000
Grose Vale Road, North Richmond - Road Rehabilitation	110,000
Kurmond Road, Freemans Reach - Road Rehabilitation	350,000
Local Roads & Community Infrastructure Program - Round 3 (Program to be advised)	2175258
Maddens Road, North Richmond - Road Rehabilitation	145,000
Mayne Street, Wilberforce - Road Rehabilitation	130,000
Mill Road, Kurrajong - Guardrail Replacement	50,000
Miscellaneous Traffic Facilities	40,000
Old Stock Route Road - Road Rehabilitation	300,000
Old Stock Route Road, Oakville - Guardrail Replacement	50,000
Packer Road, Blaxlands Ridge - Seal Gravel Road	2,176,000
Portland Head Road, Ebenezer - Seal Gravel Road Design	50,000
Reactive Road Renewals	765,866
Road Rehabilitation - Flood Impacted Roads (Program to be advised)	987,000
Road Rehabilitation Program (Program to be advised)	562,725
Road Reseal Program	2,154,534
Road Shoulder Renewal	100,000
Roads to Recovery Program - Road Renewal (Program to be advised)	1,087,629
Roberts Creek Road, Kurrajong - Seal Gravel Road Design	50,000
Shepherds Road, Freemans Reach - Road Widening & Renewal	50,000
Slopes Road, North Richmond - Guardrail Replacement	35,000
Spinks Road, Glossodia - Road Rehabilitation	360,000
St Albans Road, St Albans - Guardrail Replacement	290,000

PROJECT DESCRIPTION	Original Budget 2022/2023 (\$)
Unsealed Roads Rehabilitation	200,000
Upper Colo Road – Seal Gravel Road Design	50,000
Wheelbarrow Ridge Road, Lower Portland – Seal Gravel Road Design	50,000
New, Renewal and Upgrade of Kerb, Gutter and Stormwater Infrastructure	2,151,688
Mitchell Drive, Glossodia – Stormwater Drainage Upgrade	515,000
Reactive Kerb, Gutter & Drainage Renewal	411,484
Bligh Park Reserve Drainage	110,000
Gorricks Run, Upper Macdonald Drainage	49,093
Upper Colo Road, Upper Colo Drainage	161,271
Tizzana Road Drainage	161,272
372 Terrace Road, North Richmond – Extend Drainage System	136,000
572 Terrace Road, North Richmond – Extend Drainage System	150,000
52 King Road, Wilberforce – Pipe Existing Channel	150,000
Hereford Street and School – Concrete Invert Drain	307,568
Renewal and Construction of Footpaths and Shared Pathways	490,757
Extension of Cycleway Network	100,000
Reconstruct Footpaths and Minor Works – Various Locations	151,757
Lennox Street, Richmond – New Pathway	18,000
Faithfull Street, Richmond – New Pathway	135,000
Moray Street, Richmond – New Pathway	78,000
Pedestrian Access Management Plan Program	8,000
Fleet, Public Works Plant and Equipment	1,844,893
Fleet and Public Works Plant Net Changeover	1,844,893
Miscellaneous	2,862,889
Banner Program	15,810
Depot Pavement Repairs	95,687
Vineyard Precinct Infrastructure Loan Interest	186,789
Cell Construction at Waste Management Facility	2,464,603
Long Term Waste Strategy	100,000

PROJECT DESCRIPTION	Original Budget 2022/2023 (\$)
Renewal, Upgrade and Construction of Council and Community Buildings	6,951,586
North Richmond Community Precinct	1,000,000
Reactive Capital Repairs	238,374
Accessibility Improvements	180,216
Berger Road Amenities Renewal	2,000
Mileham Street Netball Courts & Clubhouse Renewal	40,410
South Windsor Tennis Centre Renewal	13,160
Richmond Lawn Cemetery Building Renewal	21,863
McGraths Hill Community Centre Renewal	38,570
Companion Animal Shelter Renewal	5,000
Pitt Town Memorial Park Amenities Renewal	59,950
McGraths Hill Shopping Centre Renewal	41,250
Maraylya Community Hall Refurbishment	179,150
325 George Street, Windsor Renewal	47,450
Johnson Wing Fire Compliance Works	80,000
Colonial Reserve Amenities Renewal	1,000
Windsor CWA Fit-out & Floor Renewal	45,360
Dight Street Offices Refurbishment	128,583
Bowen Mountain Park Amenities & Hall Renewal	9,000
McMahon Park Amenities & Store Renewal	9,000
Woodlands Park Pony Club Floor Renewal	15,750
Richmond Swimming Pool Renewal	25,000
Administration Centre Refurbishment	745,500
Hawkesbury Oasis Swimming Centre Renewal	10,000
Oakville Bushfire Shed Renewal	15,000
New Fire Control Centre	4,000,000
Sewer Schemes	6,065,960
Treatment Works - McGraths Hill	250,000
Treatment Works - South Windsor	175,000
Reactive Pump Station Works	100,000
Recycled Water Main	215,960
Nutrient Offset Works	5,325,000

PROJECT DESCRIPTION	Original Budget 2022/2023 (\$)
Renewal, Upgrade and Construction of Public Domain, Open Spaces, Amenities and Recreational Facilities	8,366,556
Liveability Program	151,148
Town Centre & Village Revitalisation	1,000,000
Windsor Mall – Upgrade & Renewal Works	368,000
Signage Program	950,000
Wilberforce Town Centre & Revitalisation	150,000
Richmond Pool Renewal	20,000
Woodbury Reserve	403,200
Park Memorials / Monuments	20,000
Richmond Lawn Cemetery Plinths	40,000
Sports Council Contribution	421,953
McQuade Park	136,534
Fernadell Park	2,000,000
Deerubbin Park	305,296
Windsor Mall – Renewal	23,531
Colbee Park	643,894
Minor Park Renewals	110,000
Colonial Reserve	362,000
Argyle Bailey Memorial Reserve Bridges Replacement	781,000
Ivy Avenue Reserve	143,000
Memorial Park, Pitt Town	150,000
Berger Road Reserve	17,000
Water Fountains	55,000
Bligh Park Skate Park	60,000
Pound Paddock Improvements	55,000
Capital Works Program (Net of Capital Proceeds)	42,623,411

2022/2023 REVENUE POLICY

REVENUE POLICY

TYPES OF REVENUE

The sources of funds to enable Council to carry out its works and services and provision of facilities are from the following revenue categories:

- rates
- annual charges for services
- fees for services
- Federal and State Government grants
- borrowings
- earnings from investments and entrepreneurial activities.

Critical to the development of the Statement of Revenue Policy is that the principles of efficiency, effectiveness and equity are demonstrated.

Efficiency ensures that resources are devoted to the most valuable ends as determined by Council, whilst using as few resources as possible. It relates to the cost at which services and facilities as desired by the community are delivered or provided.

Effectiveness relates to the satisfaction of stated objectives so that outcomes of decisions and the needs and demands of consumers are taken into consideration. Effectiveness is clearly demonstrated by the relative service standards or qualities to the satisfaction of a particular group's needs.

Equity ensures that services are provided to those who need them, even though they may be unable to pay for the particular service.

This document provides pricing policies for rates, annual charges for services and fees for specific services provided by Council.

RATES AND CHARGES

REVENUE POLICY – RATING

Rate Pegging

Rate pegging limits the amount that Council can increase its rate revenue from one year to the next by a nominated percentage. The Independent Pricing and Regulatory Tribunal has determined the rate pegging amount for 2022/2023 is 2.5%.

Land Valuations

Rates are assessed on a rate in the dollar as a product of the land value supplied by the Valuer General. The Valuation of Land Act requires the Council to assess the rates on the most recent values provided by the Valuer General. A revaluation of the Hawkesbury Local Government Area (LGA) took place in 2019. These valuations were used for rating purposes in 2020/2021, 2021/2022 and will be used again in 2022/2023. The rates levied in the 2022/2023 year will be based on land values totalling \$14,267,759,168 as determined by the NSW Valuer General.

Rating Categories

In accordance with Section 514 of the Local Government Act 1993 (Act), each parcel of land within the LGA has been categorised for rating purposes and owners are notified on their annual rate notice.

Under Section 554 of the Act all land is rateable unless it is exempt from rating. Sections 555 and 556 of the Act define the categories under which a parcel of land must fall in order to be eligible for exemption from rating. Ratepayers that are eligible under these sections may apply to Council for exemption from rating.

The Act also provides for all rateable properties to be categorised into one of four categories of ordinary rates as follows:

- Farmland Category
- Mining Category
- Residential Category
- Business Category.

For 2022/2023, Council will levy rates on the following categories and sub-categories.

Farmland Category

This Category includes any parcel of rateable land valued as one assessment and the dominant use of the land is for farming. The farming activity must have a significant and substantial commercial purpose or character and must be engaged in for the purpose of profit on a continuous or repetitive basis (whether or not a profit is actually made). Properties which meet these criteria are categorised as 'Farmland'.

Residential Category

This Category includes any rateable parcel of land valued as one assessment and the dominant use is for residential accommodation; or if vacant land is zoned or otherwise designated for use for residential purposes under an environmental planning instrument; or is rural residential land.

Business Category

This Category includes rateable land that cannot be classified as farmland, residential or mining. Council has three sub-categories established within the Business Category as follows:

- **Business Area 1** – Business rated properties within defined areas in Richmond, Windsor, Vineyard and Mulgrave.

The defined area for Richmond is the area bounded by Lennox Street, Bourke Street, Windsor Street, Hobart Street, Pitt Street, Francis Street, March Street, Chapel Street and East Market Street.

The defined area for Windsor is the area bounded by the Railway Line, Rickaby's Creek, Hawkesbury River, Bridge Street and South Creek.

The defined area for Vineyard and Mulgrave is the area bounded by Windsor Road, South Creek, Railway Road South and Bandon Road.

- **Business Area 2** – Business rated properties within defined areas in North Richmond and South Windsor.

The defined area for North Richmond is the area is bounded by a Radius of 650m from the Centre Point of the intersection of Bells Line of Road, Beaumont Avenue and Grose Vale Road.

The defined area for South Windsor is the area bounded by Macquarie Street, Woods Road, South Creek and the Railway Line.

- **Business Area Other** – All other business rated properties not falling within any of the defined areas in Richmond, Windsor, Vineyard, Mulgrave, North Richmond and South Windsor.

ORDINARY RATES

For 2022/2023, Council will collect its rating revenue from determined categories and sub-categories thereof predominantly through an ad valorem rate in the dollar, with a base rate being applicable as shown in the table below.

Rate Category/ Sub-Category	No. of Properties	Rateable Land Value	% Land Value	Notional Yield	% of Notional Yield	Ad valorem Rate in \$	Base Amount	Base Amount % of Yield
Residential	24,734	\$12,316,644,321	86.06%	\$38,126,853	85.55%	0.00155930	\$765	49.63%
Business Area 1	812	\$533,291,573	3.73%	\$2,284,303	5.13%	0.00311860	\$765	27.19%
Business Area 2	390	\$314,133,149	2.19%	\$1,278,006	2.87%	0.00311860	\$765	23.34%
Business Area Other	411	\$285,838,525	1.93%	\$1,174,645	2.64%	0.00311860	\$765	26.77%
Farmland	624	\$872,470,200	6.10%	\$1,701,759	3.82%	0.00140337	\$765	26.05%
Total	26,971	\$14,312,377,768	100%	\$44,565,566	100%			



Base Amount

Council may levy up to 50% of its rating income (notional yield) within a category or sub-category by way of a Base Amount. The Base Amount applies to a category or sub- category, the applicable base amount is applied equally to all properties within the category or sub-category. After applying the Base Amount to a property, the remainder of ordinary rate applicable to that property is levied through the application of the relevant ad valorem rate (rate in the dollar) to the land value of that property.

A Base Amount is used to more equitably levy the total amount of rates across ratepayers where land values vary greatly within categories of ratepayers or there are disproportionate variations in valuations arising from a new valuation. Essentially the application of a Base Amount reduces the effect of land valuations on the rates payable.

Section 536 of the Act stipulates the criteria that are relevant in determining the Base Amount. In determining the proportion of rating income to be levied through a Base Amount for the respective relevant categories and sub-categories, Council has had regard to the extent to which projected ad valorem rates on individual properties do not reflect the cost of providing necessary services and facilities and the degree of congruity and homogeneity between the values of properties that would be subject to the rate and their spread throughout the area. For the relevant categories and sub- categories, a rate that is wholly an ad valorem rate would result in an uneven distribution of the rate burden because a comparatively high proportion of assessments would bear a comparatively low share of the total rate burden.

Taking into account these factors, rates from the Residential, Business and Farmland categories are levied on the basis of the proportion of the rating income (notional yield) allowed to be levied through a Base Amount for each Category based on 30% of the Residential Category.

Notes:

Variations will occur throughout the budget year between the estimated rate revenue indicated above and the actual income received. Reasons for variations between estimated income and actual income received include:

- Previously non-rateable properties becoming rateable during the year.
- Properties being withheld from rating, pending revised valuation particulars from the Valuer General's Office. This occurs when properties are subdivided and new valuation particulars are requested for the newly created lots. This usually results in an increase in the valuation base for the following year.
- Properties being rated for previous years upon receipt of new valuation particulars. There is a time delay associated with requesting new valuation particulars. This may result in some properties not being rated for a particular year until subsequent rating periods. This artificially inflates the rating revenue received for the year the rates are actually levied.
- Any change in rating category is to take effect from the following quarter from when the application was received, should that application be successful.

Rating of Subdivided Land

Following the sub-division of a parcel of land, rates cannot be levied on new lots until supplementary valuations have been provided to the Council by the NSW Valuer General and the Council has categorised each of the new parcels.

Once this has happened, Council can levy rates on a pro-rata basis from the date the deposited plan was registered.

When Council levies rates on new parcels of land on a pro-rata basis, an adjustment must be made in respect of the land that existed prior to the subdivision to reflect that rates and charges are only payable on that parcel up until the date of subdivision.

ANNUAL CHARGES

In accordance with Section 501 of the Act, in addition to ordinary rates and special rates, Council may levy an annual charge for any of the following services:

- waste management services
- sewerage services
- water supply services
- drainage services
- any service prescribed by the regulations.

Waste Management

Domestic Waste Management (DWM) Services generally means waste of a kind and quantity ordinarily generated on domestic premises and includes waste that may be recycled and garden organics.

In accordance with Section 504 of the Act, income obtained from charges for domestic waste management has been calculated so as to not exceed the reasonable cost to the council of providing the service. Council separately accounts for income raised through an annual charge for the provision of the DWM service and applies this revenue towards the cost of providing the service.

The DWM service for 2022/2023 includes the applicable bin service, the recycling bin service, the garden organics waste bin service and the one bulk kerbside collection service. DWM services are charged on a per dwelling

basis. Council is required to levy a DWM service availability charge on properties that do not utilise the service but are located within the service area, to reflect the cost of the availability of the service to those properties.

For 2022/2023, Domestic Waste Management charges have been increased by 5% and Business Waste Management charges have been increased by 2.5%.

The table below illustrates the Waste Management charges for 2022/2023.

Charge 2021/2022	Description	Charge 2022/2023
DOMESTIC		
Without Garden Organics Service		
\$596.37	240 litre bin - Weekly	\$626.20
\$377.24	140 litre bin - Weekly	\$396.10
\$377.24	240 litre bin - Fortnightly	\$396.10
\$264.90	140 litre bin - Fortnightly	\$278.15
With Garden Organics Service		
\$681.75	240 litre bin - Weekly	\$715.85
\$462.61	140 litre bin - Weekly	\$485.75
General Services		
\$172.39	Availability - Weekly	\$181.00
\$86.18	Availability - Fortnightly	\$90.50
\$100.05	240 litre additional garden organics bin	\$105.50
\$100.05	240 litre additional recycling bin	\$105.05
POA	Multiple waste collection service	POA
BUSINESS		
\$893.78	240 litre bin - Weekly	\$916.10
\$546.94	140 litre bin - Weekly	\$574.30
\$625.65	240 litre bin - Fortnightly	\$641.30
\$382.86	140 litre bin - Fortnightly	\$392.45
\$108.65	240 litre additional garden organics bin	\$111.35
\$108.65	240 litre additional recycling bin	\$111.35
POA	Multiple waste collection service	POA

The estimated yield from Waste Management charges is \$16,617,983.

Sewerage Service

Council provides reticulated sewerage services to the areas of:

- Bligh Park
- Clarendon
- McGraths Hill and Mulgrave Industrial Area
- Pitt Town
- South Windsor and South Windsor Industrial Area
- Windsor
- Windsor Downs
- Other minor extensions.

Residential Sewerage Charge

Council levies an annual charge for sewerage services provided to each residential dwelling, whether by way of mixed development, single dwelling, dual occupancy, strata or non-strata units/flats. The residential sewer rate is calculated on the basis that revenue raised is sufficient to fund the cost of providing the service, the ongoing sewerage network maintenance and renewal, and major capital works planned for future years.

Business Sewerage Charge

Businesses pay a sewerage charge rate based on usage. Five categories have been derived for volume discharges ranging from less than 1,000L per day (Category 1) to greater than 20,000L per day (Category 5).

Additionally, a Trade Waste Excess Volume Charge applies to the Category 5 discharges. Those businesses with volumes exceeding 20,000 litres per day (Category 5) will attract the excess volume charge for each kilolitre in excess of 20kL per day.

In addition to the excess volume charge, a trade waste mass loading charge may be levied, based on the strength of pollutants in the waste stream in Categories 2, 3, 4 and 5. The mass load will be calculated on the entire volume discharge, not just the

excess, and charged according to pre-determined rates. Mass loading content may include Biochemical Oxygen Demand (BOD), Suspended Solids, Total Grease and Oil, Chemical Oxygen Demand (COD), Total Organic Carbon (TOC), Total Dissolved Solids (TDS) Group 1 Pollutant and other pollutant groups.

Volumes of waste generated consistently above the initial assessed categorisation will result in a review of the nominated category. An appeal mechanism will also enable the category to be reviewed when a property owner feels the assessed volume is too high.

Where industrial or commercial premises contain strata or non-strata units constructed under current planning laws these units are self-contained and considered separate entities; that is each unit contains its own amenities (toilets, showers, sink, canteen etc.). In these cases, a sewerage rate is calculated based on volume discharged to the sewerage system and applied to each unit.

Where industrial or commercial premises contain non-strata units constructed under older planning laws and may not be self-contained, that is where several units share amenities; these units can be aggregated to a single annual charge based on a combined volume discharge to the sewerage system.

Council levies an Unconnected Annual Charge (availability charge) on properties that do not utilise the sewerage service but are located within the service area, to reflect the cost of the availability of the service to those properties.

For 2022/2023, Sewerage charges have been increased by 2.5%.

The table below shows the Sewerage charges for 2022/2023.

Charge 2021/2022	Type of Service	Charge 2022/2023
RESIDENTIAL		
\$931.02	Residential Connected	\$954.30
\$619.97	Residential Unconnected	\$635.50
BUSINESS		
\$1,083.66	Category 1 (<1,000 litres per day)	\$1,110.75
\$5,433.53	Category 2 (1,001 to 5,000 litres per day)	\$5,569.40
\$10,823.88	Category 3 (5,001 to 10,000 litres per day)	\$11,094.50
\$21,581.65	Category 4 (10,001 to 20,000 litres per day)	\$22,121.20
\$21,581.65	Category 5 (>20,000 litres per day)*	\$22,121.20
\$624.72	Business - Unconnected	\$640.35

* Plus Trade Waste Excess Volume Charge of \$3.57 per kilolitre for Category 5 properties. The estimated yield from Sewerage charges is \$9,625,907.



Sullage Service

Council provides a sullage pump-out service to properties that are not serviced by Sydney Water or the Windsor Sewer Scheme and do not have an on-site sewerage management facility. An annual charge is levied for the Sullage service.

Extra services and Emergency Services may be requested at any time during the financial year at an additional fee per service.

The sullage service charges are calculated on the basis that revenue raised is sufficient to fund the cost of providing the service.

For 2022/2023 Sullage charges have been increased by 2.5%.

The table below shows the Sullage service charges for 2022/2023.

Charge 2021/2022	Type of Service	Charge 2022/2023
RESIDENTIAL		
\$2,605.36	Fortnightly Residential	\$2,670.50
\$5,210.72	Weekly Residential	\$5,341.00
\$209.63	Emergency Service	\$214.90
\$166.94	Extra Service	\$171.10
BUSINESS		
\$28.69	Commercial per 1000 litre (min volume 2500 litre)	\$29.40

The estimated fees from Sullage service charges are \$2,448,646.

Stormwater Management Service Charge

This charge enables Council to deliver an additional \$515K worth of new stormwater infrastructure, \$15K towards a water quality testing program, and \$49K for enhanced maintenance of stormwater infrastructure assets. The charges to be levied are shown in the table below.

Category	Annual Charge
RESIDENTIAL	
Residential	\$25.00
Residential Strata	\$12.50
BUSINESS	
Business	\$25.00 per 350m ² , or part thereof, up to a maximum of \$1,500
Business Strata	Pro-rata of the above, based on land valuation apportionment

Total Revenue

The estimated yield from Stormwater Management Service charges is \$542,695.

Drainage Management Charge

The previously referred to stormwater charge has not been applied to the North Richmond (Redbank) area.

Given the unique nature of the stormwater system in the area, a Drainage Management charge under Section 501 of the Local Government Act, 1993, is levied on all properties in the identified urban release area in North Richmond (Redbank), to recover ongoing maintenance and renewal costs, and legislative obligations in regard to the drainage infrastructure in this area.

Funding collected under this charge will be applied specifically to works and maintenance in the collection area.

The Table below shows the Drainage Management charges for 2022/2023.

Charge 2020/2021	Category	Charge 2022/2023
RESIDENTIAL		
\$25.00	Drainage Management	\$30.00
BUSINESS		
\$25.00	Drainage Management	\$30.00

The estimated yield from Drainage Management charge is \$28,380.

PENSIONER CONCESSIONS

Concession on the rates and charges levied are available to eligible pensioners. Council offers a number of rating concessions to pensioners over and above the mandatory concessions.

No State Government subsidy is received against these additional concessions.

Pensioner Rebates are only available to eligible pensioners from 1 July in the rating year in which they apply (or from the applicable quarter in the same year).

Ordinary Rates and Domestic Waste Management Service Charge

The Act provides for pension rebates of up to 50% of the aggregated ordinary rates and domestic waste management service charges, to a maximum of \$250.

Under the State's mandatory Pensioner Concession Scheme, the State Government reimburses Council 55% (up to \$137.50 per property) of the rates and charges written off under the provisions of the Act. Council funds the remaining 45% (up to \$112.50).

This amount has remained unchanged since 1989. The total concession provided has traditionally been in excess of this, being based on 50% of the applicable charge.

The additional concession amount is fully funded by Council.

Sullage Service Charge

Council provides eligible pensioners receiving a sullage pump-out service with a pensioner concession additional to that received for rates and garbage. This subsidy is not available to pensioners who have non-eligible adult residents living at their property.

This rebate is fully funded by Council and is based on 50% of the applicable charge. The State Government provides no assistance towards pensioners on the sullage service.

FEES AND CHARGES

Fee Pricing Policy

Council provides a wide range of services to the community and applies fees and charges accordingly. Each fee has been based on the pricing policy relevant and applicable to the fee and in line with competitive neutrality principles.

Code	Pricing Policy	Description
S	Statutory Fee	Price set to comply with statutory legislation
E	External Cost	Price determined by external parties
N	Nil Cost Recovery	No fee charged
P	Partial Cost Recovery	Price partially recovers costs
F	Full Cost Recovery	Price recovers costs attributable to good or service
R	Rate of Return	Price recovers all costs plus a set return
M	Market Rate	Price based on relevant market rate

Section 610E of the Act allows Council to waive payment of, or reduce a fee in a particular case if it is satisfied that the case falls within a category of hardship or any other category that Council has determined it may consider waiving payment, or reducing a fee for this category.

This does not apply to statutory, or otherwise regulated fees and charges.

Meeting Rooms - Deerubbin Centre

The meeting rooms in the Deerubbin Centre are available for hire or for free use as follows:

Free Use - Meeting Rooms Deerubbin Centre

Local Community Group (for the purposes of Hawkesbury City Council's fees and charges) and therefore be eligible for free use of meeting rooms at the Deerubbin Centre, all of the following five criteria must be met (supportive documentation may be required):

- a) An organised, volunteer, membership-based group whose objective is to support or engage in activities of public interest and;
- b) Operates on a non-profit basis and received no government funding to provide services and;
- c) Is located within the Hawkesbury Local Government Area (LGA) or can provide documented evidence that a least 50% of their membership base resides in the Hawkesbury LGA and;
- d) Provides community or cultural benefits to the residents of the LGA and;
- e) Be a non-political group.

Pays Fees and Charges

All other hires of the meeting rooms at the Deerubbin Centre, with the exception of Local Community Groups, as defined above, are subject to the fees as outlined in the Fees and Charges. Council has determined the following categories:

Category	Description
Hardship	Where there is evidence that the payment of the fee or charge will impose unreasonable financial hardship on the applicant given their particular circumstances
Charity	Where the applicant is a registered charity and the fee is for a service that will enable the provision of charitable services
Not For Profit	Where the applicant is an organisation that holds not for profit status and the fee is for a service that will enable the achievement of their objectives and betterment for the Hawkesbury community
Commercial	To attract functions or activities to the Hawkesbury Local Government Area, where there is a longer-term benefit to the Hawkesbury community
Natural Disaster Relief	Where the applicant has been adversely impacted as a result of a natural disaster. Waiving of any fees is subject to Council Resolution.

The following principles will be considered when applying any reduction or waiver of a fee or charge:

- compliance with statutory requirements
- fairness and consistency
- integrity
- equity
- transparency
- commerciality.

The Council will directly, or through delegated authority, assess and make determinations on requests for reduction or waiver of fees in accordance with the above Categories.

Goods and Services Tax (GST)

Council has registered for GST. The ABN of Council is 54 659 038 834.

Fees and Charges have been based on the best available information in relation to the GST impact on the fees and charges at time of publication. It should be noted that all fees and charges are subject to change in accordance with amendments to the Goods and Services Tax Legislation and subsequent ATO rulings and regulations.

The 2022/2023 fees listed are inclusive of GST where applicable.

Statutory Fees and Charges

Statutory Fees are those fees determined by legislative requirements or determined by Ministerial decision. Prices set by State or Federal legislation as new or amended are applicable from the date of gazettal without further notice given. Council may apply any new fees of this nature.

Kerb and Guttering Contributions by Adjoining Owners

The Act provides that recovery from the adjoining owner of a property may be made for up to 50% of the costs of the construction of kerbing and guttering. This applies for all future works, upon completion, with 50% of costs recovered for the adjoining front boundary and 25% of the costs recovered for the side boundary constructions on corner blocks.

Interest on Overdue Rates and Annual Charges

In accordance with Section 566 of the Act, the interest rate charged on overdue rates and charges for 2022/2023 by Council, is set at up to the maximum permitted by the Minister for Local Government.

Interest on Overdue Sundry Debts

Sundry Debts greater than 180 days may incur interest charges at the same rate which is applicable to overdue rates.

Legal Charges

Legal fees charged on applicable outstanding Rates and Charges are levied in accordance with the Schedule provided by NSW Courts.

Payment of Interest Securities

Upon application, interest is paid on security deposits due for refund. Interest payable is calculated at the equivalent rate achieved on investments less the administration charge.

Proposed Borrowings

In accordance with Section 405(2) of the Act and Clause 201 of the Local Government (General) Regulation 2021, Council is required to provide a statement of:

- the amounts of any proposed borrowings (other than internal borrowing)
- the sources from which they are proposed to be borrowed
- the means by which they are proposed to be secured

Council intends on borrowing \$7million via an external loan in 2022/2023 to bring forward needed infrastructure renewal works. The loan will be secured by Council's income in accordance with Clause 23 of the Local Government (General) Regulation, 2021.

Financial Assistance given by Council

Council may seek to advance its strategic and operational objectives by providing financial and other support to individuals, community groups and business entities. In line with Section 356 of the Act, Council may by way of resolution, contribute money or otherwise grant financial assistance.

To facilitate the provision of financial assistance to individuals, community groups and business entities, Council has adopted a Sponsorship Policy and established a Community Sponsorship Program. The Community Sponsorship Program provides financial assistance to projects and activities which deliver on the objectives of the Hawkesbury Community Strategic Plan and other plans adopted by Council.

Council also contributes funding towards the staging of the Hawkesbury City Eisteddfod and the rental of the Council owned building occupied by the Women's Cottage.

Council provides a range of in-kind services through the provision of staff and the use free of charge of community rooms and other Council owned buildings.

Pays Fees and Chargers

All other hires of the meeting rooms at the Deerubbin Centre, with the exception of Local Community Groups, as defined above, are subject to the fees as outlined in the Fees and Charges. Council has determined the following categories:

Group Category	Description of Group/Individual	Subject to Hire Fee?
A	<p>Category A includes:</p> <p>1. Local Government Area (LGA) Community Groups</p> <p>To be defined as a LGA Community Group (for the purposes of Hawkesbury's City Council's fees and charges), and therefore be eligible for free use of community rooms all of the following five criteria must be met (supportive documentation may be required):</p> <ul style="list-style-type: none"> a. An organised, volunteer, membership-based group whose objective is to support or engage in activities of public interest and; b. Operates on a non-profit basis and receives no government funding to provide services and; c. Is located with the Hawkesbury LGA or can provide evidence that at least 50% of their membership resides in the Hawkesbury LGA and; d. Provides community or cultural benefits to the residents of Hawkesbury LGA and; e. Is not a political party. 	NO
B	<p>Category B includes:</p> <ul style="list-style-type: none"> 1. Non LGA community groups that are organised, volunteer and membership-based and operate on a non-profit basis. 2. Self-employed persons for the purpose of providing service to the community on a cost-recovery basis. 3. Non-profit organisations with reasonable means, for example lease own facilities or have assets such as money or property, or in receipt of government funding to provide their services. 	YES
C	<p>Category C includes:</p> <ul style="list-style-type: none"> 1. Commercial, for profit businesses. 2. Groups or organisations that distributes money that it makes to its members. 3. Consortiums or organised groups of businesses where the primary purpose of getting together is to promote goods and services and develop for profit activities, for example product launches and demonstrations; luncheons; tradeshow; swap meets. 4. Self-employed persons for the purpose of providing services to the public for profit. 5. State, Federal and Local Government (excluding Hawkesbury City Council) departments or agencies. 6 Non-Government Organisations fully operating under State, Federal or Local Government auspices or funding arrangements. 7. Non-profit organisations with substantial means, for example ownership of assets or paid staff. 	YES

Category A hirers have free use of the meeting rooms within the Deerubbin Centre. Category B and C hirers are subject to hire fees outlined in the Fees & Charges.



2022/2023 FEES AND CHARGES

City Design and Economic Development	62
Corporate Communications	62
Visitor Information Centre	65
Environment and Regulatory Services	65
Development Services	74
Strategic Planning Services	87
Construction and Maintenance	89
Design and Mapping Services	92
Parks and Recreation - Hawkesbury Sports Council	92
Parks and Recreation - McMahons Park	94
Parks and Recreation - Hawkesbury Leisure Centres	95
Parks and Recreation	98
Waste Management	105
Community Services	111
Property and Strategy	116
Corporate Services and Governance	118
Cultural Services - Gallery and Museum	120
Cultural Services - Library Services	123
Financial Services	126

Index	Fee Description	Conditions	2021/22 Fees (GST Incl)	Pricing Policy	GST	2022/23 Fees (GST Incl)
CITY DESIGN AND ECONOMIC DEVELOPMENT						
LOCAL ECONOMIC DEVELOPMENT						
ED.1	Economic Development Activities					
ED.1.1	Business Development Promotions and Projects	Per item or unit price	POA	M	Y	POA
ED.1.2	Tourism Promotion and Projects	Per item or unit price	POA	M	Y	POA
ED.2	Biz Connect Room (Digital Domain)					
ED.2.1	Hire of Biz Connect Room (Digital Domain)	Per hour Room only	\$20.00	P	Y	\$20.40
ED.2.2	Hire of Biz Connect Room (Digital Domain)	Per hour Room and IT Equipment	POA	P	Y	POA
CORPORATE COMMUNICATIONS						
EVENTS						
CC.1	Event Application Fees					
CC.1.1	Application Fee		Free	N		Free
CC.1.2	Late Application Fee	2 months or less	\$100.00	P	X	\$102.00
CC.2	Traffic and Transport Management for Events					
CC.2.1	Late Application Fee – Special Events – Traffic Management		\$115.00	P	X	\$117.30
CC.3	Non Exclusive use events					
CC.3.1	Administration/Booking Fee					
CC.3.2	Events in Parks	Included but not limited to the following activities: Weddings, Events, Parties, Large gatherings, Markets or Activities involving temporary structures				
CC.3.3	Small to Medium Events	Up to 200 people Excluding War Memorial Events	\$93.30	P	Y	\$95.20
CC.3.4	Large Events	Over 200 people	\$118.50	F	Y	\$120.85
CC.3.5	Personal trainers/Boot camps	Per season Summer (September – March), Winter (April – August)	\$846.00	F	Y	\$862.90
CC.3.6	Personal trainers/Boot camps/Other Commercial users	Casual hourly rate	\$27.00	F	Y	\$27.55
CC.3.7	Wedding at McQuade Park	Per hour (Maximum 2 hours) Includes Booking Fee	\$127.50	F	Y	\$130.05
CC.3.8	Refundable Bond					
CC.3.9	Sporting/Community event	Minimum fee	\$200.00	P	X	\$200.00
CC.3.10	Corporate/Business event	Minimum fee	\$1,000.00	P	X	\$1,000.00
CC.4	Exclusive use events					
		Exclusive use is where the activity/event takes over the whole or part of a park and restricts usage to that area				
CC.4.1	Administration/Booking Fee					
CC.4.2	Community organisation event (not for profit)	Where the event is no more than 3 consecutive days				

Index	Fee Description	Conditions	2021/22 Fees (GST Incl)	Pricing Policy	GST	2022/23 Fees (GST Incl)
CC.4.3	Set up – Prior to Event	Per day	\$357.00	P	Y	\$364.15
CC.4.4	Event days	Per day	\$938.40	P	Y	\$957.15
CC.4.5	Removal/Clean up – Post Event	Per day	\$357.00	P	Y	\$364.15
CC.4.6	Corporate/Business organisation event	Where the event is no more than 3 consecutive days				
CC.4.7	Set up – Prior to Event	Per day	\$612.00	F	Y	\$624.25
CC.4.8	Event days	Per day	\$1,224.00	F	Y	\$1,248.50
CC.4.9	Removal/Clean up – Post Event	Per day	\$612.00	F	Y	\$624.25
CC.4.10	Community/Corporate/Business organisation event	Where the event is more than 3 consecutive days	POA	F	Y	POA
	Exclusive use events For areas less than 1000m2 or less than 40% of the park, a reduced fee of 50% applies					
CC.5	Refundable Bond					
CC.5.1	Sporting/Community event	Minimum fee	\$200.00	P	X	\$200.00
CC.5.2	Corporate/business event	Minimum fee	\$1,000.00	P	X	\$1,000.00
CC.6	Events Services					
CC.6.1	Electricity	Per day	\$107.10	P	Y	\$109.25
CC.6.2	Water	Per day	\$107.10	P	Y	\$109.25
CC.6.3	Parking and event fencing set up	Per day	\$2,200.00	F	Y	\$2,244.00
CC.6.4	Parking and event fencing pack up	Per day	\$2,200.00	F	Y	\$2,244.00
CC.6.5	Commercial Stallholder Fee – where Council is the Event Organiser – Tier 1	Per day, per event (Minimum fee)	\$330.00	R	Y	\$336.60
CC.6.6	Commercial Stallholder Fee – where Council is the Event Organiser – Tier 2	Per day, per event (Minimum fee)	\$220.00	R	Y	\$224.40
CC.6.7	Commercial Stallholder Fee – where Council is the Event Organiser – Tier 3	Per day, per event (Minimum fee)	\$121.00	R	Y	\$123.40
CC.6.8	Commercial Stallholder Fee – where Council is the Event Organiser – Tier 4	Per day, per event (Minimum fee)	\$88.00	R	Y	\$89.75
CC.6.9	Entry Fee – Event Demonstrations and/or Workshops – Tier 1	Per Event	\$110.00	P	Y	\$112.20
CC.6.10	Entry Fee – Event Demonstrations and/or Workshops – Tier 2	Per Event	\$55.00	P	Y	\$56.10
CC.6.11	Entry Fee – Event Demonstrations and/or Workshops – Tier 3	Per Event	\$27.50	P	Y	\$28.05
CC.7	Food/Alcohol Stallholder Consultant					
CC.7.1	Food/Alcohol Stallholder fee – where External Consultant is engaged	Per stall, per day, per event	\$110.00	R	Y	\$112.20
CC.8	Garbage Service					
CC.8.1	Delivery & Pick-up of bins	For Events held in Council owned parks only				
CC.8.2	1 to 10 bins		\$398.00	F	Y	\$405.95
CC.8.3	11 to 25 bins		\$796.00	F	Y	\$811.90
CC.8.4	Emptying Fee	Per bin	\$19.00	F	Y	\$19.40
CC.8.5	Replacement bin due to vandalism or theft		\$116.00	F	Y	\$118.30
CC.9	Toilet cleaning	Prior to event	\$96.90	P	Y	\$98.95

Index	Fee Description	Conditions	2021/22 Fees (GST Incl)	Pricing Policy	GST	2022/23 Fees (GST Incl)
CC.10	Casual Use of Parks and Reserves					
CC.10.1	Park Access					
CC.10.2	Establishment fee for use of parks as compounds by Contractors		\$280.50	F	X	\$286.10
CC.10.3	Rental per week for compound site	Per m2	\$1.33	F	X	\$1.35
CC.10.4	Parks access administration fee		\$93.26	F	X	\$95.15
CC.11	Use of Parks and Reserves by Hot Air Balloons					
CC.11.1	Annual administration booking fee		\$93.28	P	Y	\$95.15
CC.11.2	Fee per launch, landing or tether	For annual bookings	\$29.58	R	Y	\$30.15
CC.11.3	Casual hire fee	Per launch, landing or tether	\$128.52	R	Y	\$131.10
CC.12	Circuses/Fairs/Carnivals and other similar size events					
CC.12.1	Set up/Removal/Non-Show days	Per day	\$612.00	F	Y	\$624.25
CC.12.2	Show days		\$1,224.00	F	Y	\$1,248.50
CC.13	Markets and Fetes (Excluding Windsor Mall)	Rate per day				
CC.13.1	Application Fee - Community		\$112.20	F	Y	\$114.45
CC.13.2	Application Fee - Commercial		\$552.84	F	Y	\$563.90
CC.13.3	Commercial Markets - Richmond Park	Per day within designated area	\$647.00	F	Y	\$659.95
CC.13.4	Other Markets		POA	F	Y	POA
CC.14	Use of park to access private property for building/landscape works					
CC.14.1	Administration fee		\$93.30	P	X	\$95.15
CC.14.2	Inspection fee		\$137.70	F	X	\$140.45
CC.14.3	Refundable Bond	Minimum	\$2,000.00	P	X	\$2,000.00
CC.15	Food Premises Registration and Inspection	Temporary and/or Mobile Food Vending Equipment				
CC.15.1	Temporary and/or mobile food vending equipment registration and inspection fee					
		Fee paid 30 days prior to event				
CC.15.2	Temporary Food Premises Category 1	Per annum (fee paid 30 days prior to event)	\$147.90	P	X	\$150.85
CC.15.3	Temporary Food Premises Category 2	Per annum (fee paid 30 days prior to event)	\$110.70	P	X	\$112.90
CC.15.4	Temporary Food Premises Category 3	Per annum (fee paid 30 days prior to event)	\$73.50	P	X	\$74.95
CC.15.5	Temporary and/or mobile food vending equipment registration and inspection fee					
CC.15.6	Temporary Food Premises Category 1	Per annum	\$193.80	P	X	\$197.70
CC.15.7	Temporary Food Premises Category 2	Per annum	\$142.80	P	X	\$145.65
CC.15.8	Temporary Food Premises Category 3	Per annum	\$96.90	P	X	\$98.85

Index	Fee Description	Conditions	2021/22 Fees (GST Incl)	Pricing Policy	GST	2022/23 Fees (GST Incl)
ADVERTISING AND PROMOTION						
CC.16	Banner Pole Hire					
CC.16.1	Application Fee	Per banner Covers a period of 2 weeks	\$26.50	P	X	\$27.00
CC.16.2	Removal of overdue banner		\$141.00	F	X	\$143.80
CC.16.3	Refundable key bond		\$31.00	P	X	\$31.60
CC.16.4	Late return of key		\$15.30	P	X	\$15.60
CC.17	Banner Production	External Organisations				
CC.17.1	Supply of completed banner	Per linear metre	\$116.94	P	Y	\$119.30
CC.18	Sale of Promotional Items		POA	P	Y	POA
VISITOR INFORMATION CENTRE						
MERCHANDISE SALES						
VC.1	Merchandise					
VC.1.1	Range- \$0.05 to POA	Per item	POA	R	Y	POA
VC.1.2	Commission fee on consignment stock	Range - 10% to 50% Per item	POA	R	Y	POA
VC.1.3	Commission on bookings	6% commission	POA	R	Y	POA
VC.2	Promotional Activities					
VC.2.1	Range- \$50.00 to POA	Per item For provision of promotional service	POA	P	Y	POA
VC.3	Photographs and Images	Refer to Fees LS.3.1 – LS.3.10				
ENVIRONMENT AND REGULATORY SERVICES						
CARAVAN PARKS, CAMPING GROUNDS & MANUFACTURED HOME ESTATES						
RS.1	Application for approval to operate	Per site (minimum \$100.00)	\$23.10	P	X	\$23.55
RS.2	Reinspection of application for approval to operate	Per site (minimum \$100.00)	\$23.10	P	X	\$23.55
RS.3	Periodic inspection	Per site (minimum \$100.00)	\$23.10	P	X	\$23.55
RS.4	Reinspection required due to non compliance in periodic inspection	Per site (minimum \$80.00)	\$20.50	P	Y	\$20.90
RS.5	Issue replacement approval to new proprietor		\$84.10	P	X	\$85.80
COMPANION ANIMALS						
RS.6	Companion Animals Registration Fees	Companion Animals Amendment Bill 2013 (NSW) Schedule 2 Amendment of Companion Animals Regulation 2008				
RS.6.1	Dog - Desexed (by relevant age)	Per animal or as determined by Legislation	\$66.00	S	X	\$69.00
RS.6.2	Dog - Desexed (by relevant age) - Eligible Pensioner	Per animal or as determined by Legislation	\$27.00	S	X	\$29.00
RS.6.3	Dog - Desexed (sold by Pound/Shelter)	Per animal or as determined by Legislation	Free	S	X	Free
RS.6.4	Dog - Not desexed or desexed (after relevant age)	Per animal or as determined by Legislation	\$224.00	S	X	\$234.00

Index	Fee Description	Conditions	2021/22 Fees (GST Incl)	Pricing Policy	GST	2022/23 Fees (GST Incl)
RS.6.5	Dog - Not desexed (not recommended)	Per animal or as determined by Legislation	\$66.00	S	X	\$69.00
RS.6.6	Dog - Not desexed (recognised breeder)	Per animal or as determined by Legislation	\$66.00	S	X	\$69.00
RS.6.7	Dog - Working	Per animal or as determined by Legislation	Free	S	X	Free
RS.6.8	Dog - Service of the State	Per animal or as determined by Legislation	Free	S	X	Free
RS.6.9	Assistance Animal	Per animal or as determined by Legislation	Free	S	X	Free
RS.6.10	Cat - Desexed or Not Desexed	Per animal or as determined by Legislation	\$56.00	S	X	\$59.00
RS.6.11	Cat - Eligible Pensioner	Per animal or as determined by Legislation	\$27.00	S	X	\$29.00
RS.6.12	Cat - Desexed (sold by Pound/Shelter)	Per animal or as determined by Legislation	Free	S	X	Free
RS.6.13	Cat - Not desexed (not recommended)	Per animal or as determined by Legislation	\$56.00	S	X	\$59.00
RS.6.14	Cat - Not desexed (recognised breeder)	Per animal or as determined by Legislation	\$56.00	S	X	\$59.00
RS.6.15	Late Fee	Where the registration fee has not been paid 28 days after the date on which the animal is required to be registered	\$18.00	S	X	\$19.00
RS.6.16	Annual Permit - Cats not desexed by four months of age	Per animal, per year or as determined by Legislation	\$81.00	S	X	\$85.00
Exemptions will be in place for cats that are registered by 1 July 2020, cats kept for breeding purposes by members of recognised breeding bodies, and cats which cannot be desexed for medical reasons.						
RS.6.17	Annual Permit - Dogs of a restricted breed or declared to be dangerous	Per animal, per year or as determined by Legislation	\$197.00	S	X	\$206.00
RS.6.18	Sale of signage to dangerous dog owners	As required by Legislation		F	Y	\$25.50
RS.6.19	Dangerous dog collars	Price range: Small - \$35.00, Medium - \$40.00 Large - \$47.00 As required by Legislation		F	Y	POA
Owners of dogs of a restricted breed or declared to be dangerous will be required to pay an annual permit in addition to their one-off lifetime pet registration fee. This applies to dogs that are already registered.						
A recognised Breeder means a person who is a prefix endorsed member of the following:-						
- Royal NSW Canine Council Ltd						
- NSW Cat Fanciers Assoc Inc						
- Waratah State Cat Alliance Inc						
RS.7	Micro-chipping (Cats & Dogs)	Per animal	\$57.50	P	Y	\$58.65
RS.8	Micro-chipping Cat/Dog for Animal Welfare Groups that have Section 16D exemption under the NSW Companion Animals Act 1998	Per animal	\$8.90	P	Y	\$9.10
RS.9	Vaccinating Cat/Dog for Animal Welfare Groups that have Section 16D exemption under the NSW Companion Animals Act 1998	Per animal	\$12.80	P	Y	\$13.05
Note: A dog formerly registered with the Greyhound Racing Act (1985), will have the applicable registration fee reduced by \$15.00						

Index	Fee Description	Conditions	2021/22 Fees (GST Incl)	Pricing Policy	GST	2022/23 Fees (GST Incl)
RS.10	Compliance Certificates	Companion Animals Regulation 2008 - Regulation 25 for the purpose of the Companion Animals Act 1998 - Section 58H				
RS.10.1	Certificate of compliance with enclosure requirements for dangerous, menacing or restricted dog, including inspection		\$150.00	S	X	\$150.00
RS.11	Hire of Animal Control Goods					
RS.11.1	Traps					
RS.11.2	Cats - Hire of Traps	Per fortnight Plus Fee RS.11.3	\$36.30	P	Y	\$37.05
RS.11.3	Cats - Deposit on Trap Hire	Refundable on return of trap	\$174.60	P	X	\$178.10
RS.11.4	Dogs - Hire of Traps	Per fortnight Plus Fee RS.11.5	\$43.70	P	Y	\$44.60
RS.11.5	Dogs - Deposit on Trap Hire	Refundable on return of trap	\$331.30	P	X	\$337.95
RS.12	Companion Animals Impounding					
RS.12.1	Cats Impounding					
RS.12.2	Release fee		\$69.40	P	X	\$70.80
RS.12.3	Maintenance	Per day	\$40.30	F	X	\$41.10
RS.12.4	Subsequent releases - same owner/same cat within 12 month period		\$123.40	R	X	\$125.90
RS.12.5	Dogs Impounding					
RS.12.6	Release fee		\$81.60	P	X	\$83.25
RS.12.7	Maintenance	Per day	\$43.50	F	X	\$44.35
RS.12.8	Subsequent releases - same owner/same dog within 12 month period		\$131.90	R	X	\$134.55
RS.13	Sales of animals					
	For the following Councils-					
	1) Hawkesbury City Council - Cats & Dogs					
	2) Penrith City Council - Cats & Dogs					
	3) The Hills Shire Council - Cats & Dogs					
	4) Hornsby Shire Council - Cats & Dogs					
	5) Other Councils - Cats & Dogs					
RS.13.1	Sale of Cats					
RS.13.2	Male kittens under 3 years	Per animal Includes micro-chipping and desexing	\$171.30	P	Y	\$174.75
RS.13.3	Male kittens under 3 years (Pensioner sale)	Per animal Includes micro-chipping and desexing	\$134.50	P	Y	\$137.20
RS.13.4	Male cats 3 years to 10 years	Per animal Includes micro-chipping and desexing	\$134.50	P	Y	\$137.20
RS.13.5	Male cats 3 years to 10 years (Pensioner sale)	Per animal Includes micro-chipping and desexing	\$98.90	P	Y	\$100.90
RS.13.6	Male cats 10 years and older	Per animal Includes micro-chipping and desexing	\$88.30	P	Y	\$90.10
RS.13.7	Male cats 10 years and older (Pensioner sale)	Per animal Includes micro-chipping and desexing	\$64.50	P	Y	\$65.80
RS.13.8	Male cat of any age already desexed	Per animal Includes micro-chipping and desexing	POA	P	Y	POA

Index	Fee Description	Conditions	2021/22 Fees (GST Incl)	Pricing Policy	GST	2022/23 Fees (GST Incl)
RS.13.9	Female kittens under 3 years	Per animal Includes micro-chipping and desexing	\$196.40	P	Y	\$200.35
RS.13.10	Female kittens under 3 years (Pensioner sale)	Per animal Includes micro-chipping and desexing	\$159.50	P	Y	\$162.70
RS.13.11	Female cats 3 years to 10 years	Per animal Includes micro-chipping and desexing	\$159.50	P	Y	\$162.70
RS.13.12	Female cats 3 years to 10 years (Pensioner sale)	Per animal Includes micro-chipping and desexing	\$122.60	P	Y	\$125.05
RS.13.13	Female cats 10 years and older	Per animal Includes micro-chipping and desexing	\$112.10	P	Y	\$114.35
RS.13.14	Female cats 10 years and older (Pensioner sale)	Per animal Includes micro-chipping and desexing	\$81.80	P	Y	\$83.45
RS.13.15	Female cat of any age already desexed	20% discount on sale price (sale price subject to age group)	POA	P	Y	POA
RS.13.16	Sale of dogs					
RS.13.17	Dogs and Pups under 4 years	Per animal Includes micro-chipping and desexing	\$416.30	P	Y	\$424.65
RS.13.18	Dogs and Pups under 4 years (Pensioner sale)	Per animal Includes micro-chipping and desexing	\$379.50	P	Y	\$387.10
RS.13.19	Male dogs 4 years to 9 years	Per animal Includes micro-chipping and desexing	\$281.90	P	Y	\$287.55
RS.13.20	Male dogs 4 years to 9 years (Pensioner sale)	Per animal Includes micro-chipping and desexing	\$245.00	P	Y	\$249.90
RS.13.21	Male dogs 10 years and older	Per animal Includes micro-chipping and desexing	\$178.50	P	Y	\$182.05
RS.13.22	Male dogs 10 years and older (Pensioner sale)	Per animal Includes micro-chipping and desexing	\$130.20	P	Y	\$132.80
RS.13.23	Male dog of any age already desexed	20% discount on sale price (sale price subject to age group)	POA	P	Y	POA
RS.13.24	Female dogs 4 years to 9 years	Per animal Includes micro-chipping and desexing	\$305.70	P	Y	\$311.80
RS.13.25	Female dogs 4 years to 9 years (Pensioner sale)	Per animal Includes micro-chipping and desexing	\$268.80	P	Y	\$274.20
RS.13.26	Female dogs 10 years and older	Per animal Includes micro-chipping and desexing	\$199.50	P	Y	\$203.50
RS.13.27	Female dogs 10 years and older (Pensioner sale)	Per animal Includes micro-chipping and desexing	\$145.70	P	Y	\$148.60
RS.13.28	Female dog of any age already desexed	20% discount on sale price (sale price subject to age group)	POA	P	Y	POA
RS.14	Surrender and Collection of Animals					
RS.14.1	Surrender of cats to pound - Hawkesbury residents ONLY	Per animal	\$194.90	P	X	\$198.80
RS.14.2	Surrender of cats to pound - Non-Hawkesbury residents	Per animal	\$428.90	R	X	\$437.50
RS.14.3	Surrender of dogs to pound - Hawkesbury residents ONLY	Per animal	\$272.90	P	X	\$278.35
RS.14.4	Surrender of dogs to pound - Non-Hawkesbury residents	Per animal	\$506.60	R	X	\$516.75
RS.15	Collection of surrendered cat or dog from private premises					
RS.15.1	Within 30 km of the animal shelter	Per animal Plus Fees RS.14.1 to RS.14.4	\$140.40	F	X	\$143.20

Index	Fee Description	Conditions	2021/22 Fees (GST Incl)	Pricing Policy	GST	2022/23 Fees (GST Incl)
RS.15.2	Between 30 km and 60 km of the animal shelter	Per animal Plus Fees RS.14.1 to RS.14.4	\$184.10	F	X	\$187.80
RS.15.3	Greater than 60 km of the animal shelter	Per animal Plus Fees RS.14.1 to RS.14.4	\$227.90	F	X	\$232.45
RS.16	Stock Impounding					
	Driving Fees - under clause 2(4) of the Impounding Act 1993	Additional charges will apply for after hours, weekend & public holidays				
RS.16.1	Call out fee	Collection of animal already contained	\$110.00	F	Y	\$112.20
RS.16.2	Call out fee where the animal is not contained	Additional charges are applicable if the animal is not contained and a portable yard is required	POA	F	Y	POA
RS.16.3	Transportation fees	Per km to secure holding facility	\$0.83	F	Y	\$0.85
RS.16.4	Pound Keepers Fees for Sustenance					
RS.16.5	Horses	Per head, per day	\$66.00	F	Y	\$67.30
RS.16.6	Cattle	Per head, per day	\$55.00	F	Y	\$56.10
RS.16.7	Sheep	Per head, per day	\$44.00	F	Y	\$44.90
RS.16.8	Pigs	Per head, per day	\$49.50	F	Y	\$50.50
RS.16.9	Goats	Per head, per day	\$44.00	F	Y	\$44.90
RS.16.10	Impounding fees to owner of animal(s)	Per animal per day whilst held at the holding facility	POA	F	Y	POA
HEALTH SERVICES						
RS.17	Food Premises Annual Administration Charge	Food Regulation 2015, Part 10 Clause 183				
	This administration fee does not apply to School Canteens and Not for Profit Organisations					
RS.17.1	5 or less FTE Food Handlers at premises		\$309.10	P	X	\$315.30
RS.17.2	6-50 FTE Food Handlers at premises		\$405.00	P	X	\$413.10
RS.17.3	Supermarkets		\$856.80	P	X	\$873.95
RS.18	Food Premises Inspection Fees					
RS.18.1	Category 1 (Food Authority P1)	Per annum for each inspection	\$290.70	P	X	\$296.50
RS.18.2	Category 2 (Food Authority P2)	Per annum for each inspection	\$233.10	P	X	\$237.75
RS.18.3	Category 3 (Food Authority P3)	Per annum for each inspection	\$190.80	P	X	\$194.60
RS.18.4	Supermarkets	Per annum for each inspection	\$660.50	P	X	\$673.70
RS.18.5	Inspection/Reinspections of low risk food business (Food Authority P4)		\$44.10	P	X	\$45.00
RS.18.6	Reinspection after non-compliance		\$214.20	P	X	\$218.50
RS.19	Temporary and/or mobile food vending equipment registration and inspection fee - Fee paid 30 days prior to event					
RS.19.1	Temporary Food Premises Category 1	Per annum (fee paid 30 days prior to event)	\$147.90	P	X	\$150.85
RS.19.2	Temporary Food Premises Category 2	Per annum (fee paid 30 days prior to event)	\$110.70	P	X	\$112.90
RS.19.3	Temporary Food Premises Category 3	Per annum (fee paid 30 days prior to event)	\$73.50	P	X	\$74.95

Index	Fee Description	Conditions	2021/22 Fees (GST Incl)	Pricing Policy	GST	2022/23 Fees (GST Incl)
RS.20	Temporary and/or mobile food vending equipment registration and inspection fee					
RS.20.1	Temporary Food Premises Category 1	Per annum	\$193.80	P	X	\$197.70
RS.20.2	Temporary Food Premises Category 2	Per annum	\$142.80	P	X	\$145.65
RS.20.3	Temporary Food Premises Category 3	Per annum	\$96.90	P	X	\$98.85
RS.21	Reinspection after non-compliance for temporary and/or mobile food vending equipment		\$118.40	P	X	\$120.75
RS.22	Issuing of notices under the Food Act		\$330.00	S	X	\$330.00
RS.23	Scores on Door review		\$214.20	P	Y	\$218.50
RS.24	Inspection of Other Premises					
RS.24.1	Brothels		\$321.30	P	X	\$327.75
RS.24.2	Water Cooling Systems	Per water cooling system	\$133.70	P	X	\$136.35
RS.24.3	Water Cooling System Re-inspection		\$139.80	P	X	\$142.60
RS.24.4	Hairdressing		\$133.70	P	X	\$135.35
RS.24.5	Skin penetration		\$192.80	P	X	\$196.65
RS.24.6	Skin Penetration Re-inspection		\$105.10	P	X	\$107.20
RS.24.7	Public and Semi Public Swimming Pools	For premises with one swimming pool Plus Fee RS.24.8 where applicable	\$133.70	P	X	\$136.35
RS.24.8	Public and Semi Public Swimming Pools - inspection of additional pools	Per pool, Where there is more than one pool on the premises	\$34.68	P	X	\$35.35
RS.24.9	Hairdresser Re-Inspection		\$105.10	P	X	\$107.20
RS.25	Public Health Notification and Administration Fee					
RS.25.1	Brothels		\$40.30	P	X	\$41.10
RS.25.2	Water Cooling Systems		\$139.90	P	X	\$142.70
RS.25.3	Hairdressing		\$40.30	P	X	\$41.10
RS.25.4	Skin penetration		\$40.30	P	X	\$41.10
RS.25.5	Public and Semi Public Swimming Pools		\$40.30	P	X	\$41.10
RS.25.6	Water carting		\$40.30	P	X	\$41.10
RS.25.7	Registration of Potable Water Suppliers		\$40.30	P	X	\$41.10
RS.26	Undertakers Premises/Mortuary					
RS.26.1	Application for approval to operate an undertakers premises		\$175.40	F	X	\$178.90
RS.26.2	Periodic inspection of undertakers premises		\$191.00	P	X	\$194.80
RS.26.3	Application for approval to operate a mortuary		\$175.40	F	X	\$178.90
RS.26.4	Periodic inspection of mortuary		\$191.00	F	X	\$194.80
RS.27	Water Sampling					
RS.27.1	Bacteriological water sampling for public swimming pools		\$102.70	P	X	\$104.75
RS.27.2	Chemical and bacteriological water sampling and investigation for on-site water tanks including annual sampling of commercial premises and supplies		\$189.80	F	X	\$193.60

Index	Fee Description	Conditions	2021/22 Fees (GST Incl)	Pricing Policy	GST	2022/23 Fees (GST Incl)
RS.27.3	Cryptosporidium Analysis		POA	M	X	POA
RS.27.4	Inspection of water carting vehicle/tanks		\$107.70	P	X	\$109.85
RS.28	Education Courses run by Council					
RS.28.1	Food handling education course		\$59.10	F	Y	\$60.30
RS.28.2	Not-for-profit organisations	Minimum charge	\$10.85	N	Y	\$11.05
RS.29	Public Health Act 2010 & Regulations 2012					
RS.29.1	Improvement Notices and Prohibition Orders under the Public Health Regulations 2012 (Regulation 97) - Prescribed Fee		\$560.00	S	X	\$560.00
RS.29.2	Improvement Notices and Prohibition Orders under the Public Health Regulations 2012 (Regulation 97) - In any other case		\$270.00	S	X	\$270.00
RS.29.3	Re-inspection of premises subject of prohibition order	Public Health Regulation 2012 - Regulation 98 Per hour (Minimum charge 1/2 hour to a maximum charge of 2 hours - excluding travel time)	\$250.00	S	X	\$250.00
RS.29.4	Notification of installation or carrying out a function under Public Health Act & Regulations Issue notice or order for Regulated Systems		\$100.00	S	X	\$115.00

REGULATION AND ENFORCEMENT

RS.30	Location Costs for Stolen & Abandoned Vehicles					
RS.30.1	Zone 1 - Richmond, Windsor, Pitt Town, Cattai		\$196.50	F	X	\$200.45
RS.30.2	Zone 2 - Kurrajong, Kurrajong Heights, East Kurrajong, Glossodia, Blaxland Ridge and Ebenezer area		\$206.30	F	X	\$210.45
RS.30.3	Zone 3 - Bilpin, Colo Heights, Upper Colo areas		\$275.90	F	X	\$281.40
RS.30.4	Zone 4 - MacDonald Valley, St Albans and to the northern and north eastern boundaries		\$275.90	F	X	\$281.40
RS.31	Stationery, typing and the like involved in advice to Police and contractor including appropriate photographs		\$63.60	F	X	\$64.85
RS.32	Notification letter to owner, if applicable		\$47.00	F	X	\$47.95
RS.33	Storage charges for keeping vehicle in custody	At Contractors' Costs	POA	F	X	POA
RS.34	Towing & removal (by Contractor)		\$113.70	F	X	\$115.95
RS.35	Advertising Costs of abandoned vehicles					
RS.35.1	Advertising Cost	Advertising cost, Plus Fee RS.35.2	POA	M	Y	POA
RS.35.2	Administration Fee	Plus Fee RS.35.1	\$133.70	F	Y	\$136.35
RS.36	Other Impounding and Retrieval Fees					
RS.36.1	Retrieval of confiscated shopping trolleys		\$196.90	R	X	\$200.85
RS.36.2	Retrieval of confiscated charity bins		\$332.10	R	X	\$338.75
RS.37	Environmental Protection Inspections					
RS.37.1	Non-compliance reinspection of business after environmental review	Per hour	\$132.60	F	Y	\$135.25

Index	Fee Description	Conditions	2021/22 Fees (GST Incl)	Pricing Policy	GST	2022/23 Fees (GST Incl)
RS.37.2	Request for voluntary environmental review of business	Per hour	\$132.60	F	Y	\$135.25
RS.37.3	Noise level reading and assessment	Per hour	\$121.90	F	X	\$124.35
RS.37.4	Noise level reading and assessment after normal business hours	Per hour	\$229.00	F	X	\$233.60
RS.37.5	Audit of industrial/commercial premises for environmental compliance	Per hour	\$120.90	F	X	\$123.30
RS.37.6	Research and preparation of report for site history of contamination	Per hour	\$120.90	F	X	\$123.30
RS.37.7	Intensive agriculture premises inspection (piggeries, poultry, cattle etc.)		\$157.30	F	X	\$160.45
RS.37.8	Industrial Audit Inspection Fee			P	X	\$99.00
RS.37.9	Underground Petroleum Storage System Program	Protection of the Environment Operations (Underground Petroleum Storage Systems) Regulation 2019		F	X	\$285.00
RS.38	Environmental Protection Notices under POEO Act 1997					
RS.38.1	Issuing notice administration fee		\$591.00	S	X	\$605.00
RS.38.2	Monitoring compliance to notice issued	Per hour	\$121.40	F	X	\$123.85
RS.38.3	Outstanding notices or orders information in register		\$110.40	F	X	\$112.60
RS.39	Public Health Consultation and Investigation					
RS.39.1	Pollution control investigation charges to polluter	Per hour	\$133.00	F	Y	\$135.65
RS.40	Certificates/Documents Available-Regulatory Services					
RS.40.1	S735A LGA Certificate-Outstanding notices and orders		\$110.40	F	X	\$112.60
RS.40.2	S735A LGA Certificate-Urgency Fee (24hrs turnaround)	Plus Fee RS.40.1	\$63.00	P	X	\$64.25
RS.40.3	S121ZP, EP & A Certificate-Outstanding notices and orders		\$110.40	F	X	\$112.60
RS.40.4	S121ZP, EP & A Certificate-Urgency Fee (24hrs turnaround)	Plus Fee RS.40.3	\$63.00	F	X	\$65.25
RS.41	Registration Fees					
RS.41.1	A' Framed sign on Council land	Annual administration fee	\$173.40	F	X	\$176.85
SEWAGE MANAGEMENT FACILITIES						
RS.42	Sales					
RS.42.1	Sale of septic irrigation warning signs		\$23.90	F	Y	\$24.40
RS.43	Certificates/Documents available					
RS.43.1	Copy of approval to operate septic system		\$29.20	F	X	\$29.80
RS.44	Septic Tanks Inspections					
RS.44.1	Licence Fee - Approval to operate a Sewage Management Facility		\$160.10	F	X	\$163.30
RS.44.2	Licence Fee - "Approval to operate a Sewage Management Facility" - multiple systems on a residential property	Per additional system Plus Fee RS.44.1		F	X	\$120.00
RS.44.3	After hours Sewage Management Facility Inspection Saturday Only		\$319.60	F	X	\$326.00

Index	Fee Description	Conditions	2021/22 Fees (GST Incl)	Pricing Policy	GST	2022/23 Fees (GST Incl)
RS.44.4	Pre-purchase inspection of Sewage Management Facility and written report		\$160.10	F	X	\$163.30
RS.44.5	Sewage Management Facility re-inspection fee		\$96.10	F	X	\$98.00
RS.44.6	Application to install a centralised Sewage Management Facility (e.g. Community Title)	Plus \$215.55 per allotment	\$346.00	F	X	\$352.90
RS.44.7	Inspection of Decommissioned Sewage Management Facility		\$84.50	P	X	\$86.20
RS.44.8	Septic tank application fee to install a Domestic System	Including assessment, 2 inspections & approval to operate for first year	\$563.50	M	X	\$574.75
RS.45	Septic tank application fee to install a Commercial System					
RS.45.1	Commercial septic systems less than \$20,000	Includes assessment and 2 inspections	\$563.50	M	X	\$574.75
RS.45.2	Commercial septic systems greater than or equal to \$20,000	Includes assessment and 4 inspections	\$1,280.00	M	X	\$1,305.60
RS.45.3	Application to alter a Sewage Management System	50% of current application fee for same system	POA	M	X	POA
RS.45.4	Application fee to install a Greywater System	Including assessment, 2 inspections & approval to operate for first year	\$563.50	M	X	\$574.75
RS.46	Inspection of Private Water Scheme plumbing and drainage					
RS.46.1	Inspection of private water scheme plumbing and drainage	Per inspection	\$206.30	M	X	\$210.45
RS.47	Plumbing and Drainage Inspections					
RS.47.1	Single Inspection	Internal and external	\$159.80	M	X	\$163.00
WASTE COLLECTION						
RS.48	Waste Bins					
RS.48.1	120/140L size		\$73.00	R	X	\$74.45
RS.48.2	240L size		\$107.00	R	X	\$109.15
RS.48.3	Second hand 240L		\$48.70	R	X	\$49.65
RS.48.4	Recycle bins		\$103.80	R	X	\$105.90
RS.48.5	Educational stickers for Waste and Recycling Bins		\$7.10	R	Y	\$7.25
OTHER						
RS.49	Advertising Structures/signs					
RS.49.1	Sandwich Board Annual fee		\$173.40	R	X	\$176.85
RS.49.2	Retrieval of confiscated unauthorised sign on public land		\$247.90	R	X	\$252.85
RS.50	Land Clearing - Hazard reduction (S66 Rural Fires Act)					
RS.50.1	Contractor's cost for land clearing	Contractors' Fee, Plus Fee RS.50.2	POA	M	Y	POA
RS.50.2	Administration Charge	Plus Fee RS.50.1	\$450.60	R	Y	\$459.60
RS.51	Sale of Tender Documents					
RS.51.1	Sale of Tender documents (printing, paper, expertise, overheads)		POA	F	Y	POA

Index	Fee Description	Conditions	2021/22 Fees (GST Incl)	Pricing Policy	GST	2022/23 Fees (GST Incl)
DEVELOPMENT SERVICES						
CONSTRUCTION AND DEVELOPMENT						
DS.1	Development Applications	Schedule 4 Part 2 of the Environmental Planning and Assessment (EP&A) Regulation 2021				
DS.1.1	General Development	Schedule 4 Item 2.1 of the EP&A Regulation 2021				
DS.1.2	Not exceeding \$5,000		\$110.00	S	X	\$129.00
DS.1.3	\$5,001 – \$50,000	Plus \$3.00 each \$1,000 above \$5,000	\$170.00	S	X	\$198.00
DS.1.4	\$50,001 – \$250,000	Plus \$3.64 each \$1,000 above \$50,000	\$352.00	S	X	\$412.00
DS.1.5	\$250,001 – \$500,000	Plus \$2.34 each \$1,000 above \$250,000	\$1,160.00	S	X	\$1,356.00
DS.1.6	\$500,001– \$1,000,000	Plus \$1.64 each \$1,000 above \$500,000	\$1,745.00	S	X	\$2,041.00
DS.1.7	\$1,000,001 – \$10,000,000	Plus \$1.44 each \$1,000 above \$1,000,000	\$2,615.00	S	X	\$3,058.00
DS.1.8	More than \$10,000,000	Plus \$1.19 each \$1,000 above \$10,000,000	\$15,875.00	S	X	\$18,565.00
DS.1.9	Change of Use (Where no cost of works)	Schedule 4 – Item 2.7 of the EP&A Regulations 2021	\$285.00	S	X	\$333.00
DS.1.10	Dwelling–houses					
DS.1.11	Dwelling – houses not exceeding \$100,000	Schedule 4 – Item 2.3 of the EP&A Regulations 2021	\$455.00	S	X	\$532.00
DS.1.12	Dwelling – houses exceeding \$100,000	Fee calculated according to General Development Refer to Fees DS.1 – DS.1.9	POA	S	X	POA
DS.2	Development Application for Tree Removal					
DS.2.1	1 to 5 trees	Located on Heritage Listed Property	\$145.00	P	X	\$148.00
DS.2.2	6 to 25 trees	Located on Heritage Listed Property	\$317.00	P	X	\$324.00
DS.2.3	More than 25 trees	Located on Heritage Listed Property	\$388.00	P	X	\$396.00
DS.3	Development Application for Pools					
DS.3.1	Pool – Permanent	Fee calculated according to General Development Refer to Fees DS.1 – DS.1.9	POA	S	X	POA
DS.3.2	Pool – Temporary (e.g. inflatable, self supporting)	Minimum charge under General Development Refer to Fees DS.1 – DS.1.9	\$110.00	S	X	POA
DS.4	Notification of Development Applications (Hawkesbury DCP)					
DS.4.1	Requiring adjoining owners' advertisement	Plus Fees DS.4.2 – DS.4.5	\$464.00	P	X	\$474.00
DS.4.2	Notification Site Sign		\$86.00	F	X	\$88.00
DS.4.3	Requiring adjoining owners letters only (up to 20 properties)		\$201.00	P	X	\$206.00
DS.4.4	Requiring adjoining owners letters only (21 to 100 properties)		\$420.00	P	X	\$430.00
DS.4.5	Requiring adjoining owners letters only (more than 100 properties)		\$567.00	P	X	\$579.00
DS.5	Notification of Development	EP&A Regulation 2021				
DS.5.1	Requiring notification to be given under Section 8.3 of the Environmental Planning and Assessment Act 1979	Schedule 4 – Item 7.7 of the EP&A Regulation 2021	POA	S	X	\$725.00

Index	Fee Description	Conditions	2021/22 Fees (GST Incl)	Pricing Policy	GST	2022/23 Fees (GST Incl)
DS.5.2	Requiring notice under S4.55(2) or S4.56(1)	Schedule 4 - Item 4.6 of the EP&A Regulations 2021	\$665.00	S	X	\$778.00
DS.5.3	Notice and advertising of designated development	Schedule 4 - Item 3.5 of the EP&A Regulation 2021	\$2,220.00	S	X	\$2,596.00
DS.5.4	Advertised Development	Schedule 4 - Item 3.6 of the EP&A Regulation 2021	\$1,105.00	S	X	\$1,292.00
DS.5.5	Prohibited Development	Schedule 4 - Item 3.7 of the EP&A Regulation 2021	\$1,105.00	S	X	\$1,292.00
DS.5.6	Notified Development	Schedule 4 - Item 3.8 of the EP&A Regulation 2021	\$1,105.00	S	X	\$1,292.00
DS.6	Building Construction Certificates					
DS.6.1	Building Class 1 and 10 Buildings					
DS.6.2	Up to \$5,000		\$336.00	R	Y	\$343.00
DS.6.3	\$5,001 up to \$12,000		\$668.00	R	Y	\$682.00
DS.6.4	\$12,001 up to \$100,000		\$1,076.00	R	Y	\$1,098.00
DS.6.5	\$100,001 up to \$200,000		\$1,246.00	R	Y	\$1,272.00
DS.6.6	\$200,001 up to \$350,000		\$1,699.00	R	Y	\$1,733.00
DS.6.7	Greater than \$350,000	\$2,190.00 Plus 0.1% of estimated cost of Development	POA	R	Y	POA
DS.6.8	Building Class 2 - 9 Buildings					
DS.6.9	Up to \$5,000		\$510.00	R	Y	\$521.00
DS.6.10	\$5,001 up to \$100,000		\$1,246.00	R	Y	\$1,272.00
DS.6.11	\$100,001 up to \$250,000		\$1,925.00	R	Y	\$1,964.00
DS.6.12	\$250,001 up to \$1,000,000		\$3,626.00	R	Y	\$3,699.00
DS.6.13	Greater than \$1,000,000	\$8,990.00 Plus 0.1% of estimated cost of Development	POA	R	Y	POA
DS.7	Certifiers' review (Engineering or Building) of works (not covered by above or elsewhere) - rate per hour	\$380.00 for first hour, then \$189.00 per hour or part thereof	POA	M	Y	POA
DS.8	Amended Building Construction Certificate (Minor change)	25% of original CC Fee	POA	M	Y	POA
DS.9	Amended Building Construction Certificate (Major change)	50% of original CC Fee	POA	M	Y	POA
DS.10	Additional Fees					
DS.10.1	Bushfire Assessment Level (BAL) - Risk assessment	Includes inspection	\$510.00	M	Y	\$521.00
DS.10.2	Hoarding application fee	Plus Fee DS.10.3 or Fee DS.10.4	\$250.00	M	X	\$255.00
DS.10.3	Type "A" Hoarding weekly rate	Per m ² up to 4 weeks, \$21.00 per m ² thereafter Plus Fee DS.10.2	\$26.00	M	X	\$27.00
DS.10.4	Type "B" Hoarding weekly rate	Per linear metre Plus Fee DS.10.2	\$20.00	M	X	\$21.00
DS.10.5	Mandatory inspection prior to release of Construction Certificate		\$199.00	M	Y	\$203.00
DS.10.6	Transfer of Principal Certifying Authority role to Council		\$2,040.00	M	Y	\$2,081.00

Index	Fee Description	Conditions	2021/22 Fees (GST Incl)	Pricing Policy	GST	2022/23 Fees (GST Incl)
DS.11	File conversion of electronic documents from the NSW Planning Portal					
DS.11.1	Applications (Value of works less than \$100,000)		\$29.00	M	Y	\$30.00
DS.11.2	Applications (Value of works between \$100,001 and \$500,000)		\$53.00	M	Y	\$55.00
DS.11.3	Applications (Value of works between \$500,001 and \$1,000,000)		\$107.00	M	Y	\$110.00
DS.11.4	Applications (Value of works between \$1,000,001 and \$2,000,000)		\$332.00	M	Y	\$339.00
DS.11.5	Applications (Value of works greater than \$2,000,000)		\$730.00	M	Y	\$745.00
DS.11.6	Applications (Any value) - Not for Profit Organisations		Free	N		Free
DS.11.7	Subdivision - DA, Eng, CC & Sub Cert (3 Lots or less)		\$53.00	M	Y	\$55.00
DS.11.8	Subdivision - DA, Eng, CC & Sub Cert (4-19 Lots)		\$167.00	M	Y	\$171.00
DS.11.9	Subdivision - DA, Eng, CC & Sub Cert (20 lots or more and/or incorporating a road)		\$735.00	M	Y	\$750.00
DS.11.10	Subdivision - Boundary adjustment under LEP 2012		\$167.00	M	Y	\$171.00
DS.12	Miscellaneous Documents					
DS.12.1	Minimum Charge	Plus Fees DS.12.2 - DS.12.4	\$35.00	M	Y	\$36.00
DS.12.2	Up to A4	Per page Plus Fee DS.12.1	\$3.60	M	Y	\$3.70
DS.12.3	A3	Per page Plus Fee DS.12.1	\$7.70	M	Y	\$7.90
DS.12.4	Documents greater than A3	Plus Fee DS.12.1	\$29.00	M	Y	\$30.00
DS.13	Subdivision (DA, Eng, CC & Sub Cert)					
DS.13.1	3 Lots or less		\$29.00	M	Y	\$30.00
DS.13.2	4 - 19 Lots		\$83.00	M	Y	\$85.00
DS.13.3	20 lots or more and/or incorporating a road		\$378.00	M	Y	\$386.00
DS.13.4	Boundary adjustments under LEP 2012		\$84.00	M	Y	\$86.00
DS.14	Stamping additional hard copy plans	When in excess of 1 set for applicant	\$29.00	M	Y	\$30.00
	Building projects (other than dwellings & residential additions) which involve civil works, e.g. car parks, drainage, etc. will be subject to the additional CC fees in the Subdivision and Civil Works section of this document					
DS.15	Building Compliance Certificates	Includes all inspections				
DS.15.1	Residential (Class 1,4)		\$1,571.00	M	Y	\$1,603.00
DS.15.2	Residential Additions		\$1,571.00	M	Y	\$1,603.00
DS.15.3	Residential Flat Building (Class 2)	Per unit	\$1,571.00	M	Y	\$1,603.00
DS.15.4	Commercial (Class 3,5,6 and 9)	Per unit Or \$1,120.00 per 500m ² floor area (whichever is greater)	\$1,571.00	M	Y	\$1,603.00
DS.15.5	Industrial (Class 7 and 8)	Per unit Or \$1,120.00 per 500m ² floor area (whichever is greater)	\$1,571.00	M	Y	\$1,603.00
DS.15.6	Other Class 10 structures		\$673.00	M	Y	\$687.00

Index	Fee Description	Conditions	2021/22 Fees (GST Incl)	Pricing Policy	GST	2022/23 Fees (GST Incl)
DS.15.7	Demolition		\$673.00	M	Y	\$687.00
DS.15.8	Late Building Inspection within 48 hrs		\$100.00	M	Y	\$102.00
DS.16	Building Compliance Certificates - Swimming Pools	Compliance and Non-Compliance Certificates				
DS.16.1	In ground	Permanent	\$898.00	M	Y	\$916.00
DS.16.2	Above ground	Permanent	\$449.00	M	Y	\$458.00
DS.16.3	Temporary	e.g. inflatable, self supporting	\$224.00	M	Y	\$229.00
DS.16.4	Single Inspection		\$224.00	M	Y	\$229.00
DS.16.5	Re-inspection where failed or not ready		\$224.00	M	Y	\$229.00
DS.16.6	Single inspection (Swimming Pools only - for portable/inflatable pools or where Swimming Pool Compliance Certificate is required) - First Year		Free	N		Free
DS.16.7	Single inspection (Swimming Pools only - for portable/inflatable pools or where Swimming Pool Compliance Certificate is required) - Subsequent years		\$224.00	M	Y	\$229.00
DS.17	Occupation Certificates					
DS.17.1	Occupation Certificate - Class 1 (or combined Class 1 & 10)		\$286.00	M	Y	\$292.00
DS.17.2	Occupation Certificate - Class 10 (50% of Class 1)		\$140.00	M	Y	\$146.00
DS.17.3	Occupation Certificate - Class 2-9		\$851.00	M	Y	\$870.00
DS.17.4	Re-inspection where failed		\$224.00	M	Y	\$230.00
DS.18	Resited Dwellings					
DS.18.1	Refundable Deposit - Transit Damage		\$1,542.00	M	X	\$1,573.00
DS.18.2	Route inspection fee		\$220.00	M	X	\$225.00
DS.19	Inspection of building	Where it is proposed to have it removed and re-erected				
DS.19.1	Up to distance of 100km		\$585.00	M	X	\$597.00
DS.19.2	In excess of 100km		POA	M	X	POA
DS.20	Complying Development Certificate					
DS.20.1	CDC pre-certificate review (all development types)	40% of relevant CDC Fee (Fees DS.20.2 to DS.20.18), whichever is greater	POA	M	Y	POA
DS.20.2	CDC - Demolition					
DS.20.3	Class 10 Building/Structure		\$200.00	R	Y	\$204.00
DS.20.4	Class 1 Building		\$400.00	R	Y	\$408.00
DS.20.5	Class 2-9 Buildings		POA	R	Y	POA
DS.20.6	CDC - Building Class 1 and 10 Buildings					
DS.20.7	Up to \$5,000	Plus Fee DS.15 to Fee DS.16.3, where applicable	\$399.00	R	Y	\$408.00
DS.20.8	\$5,001 up to \$12,000	Plus Fee DS.15 to Fee DS.16.3, where applicable	\$864.00	R	Y	\$882.00
DS.20.9	\$12,001 up to \$100,000	Plus Fee DS.15 to Fee DS.16.3, where applicable	\$1,682.00	R	Y	\$1,716.00
DS.20.10	\$100,001 up to \$200,000	Plus Fee DS.15 to Fee DS.16.3, where applicable	\$2,264.00	R	Y	\$2,310.00

Index	Fee Description	Conditions	2021/22 Fees (GST Incl)	Pricing Policy	GST	2022/23 Fees (GST Incl)
DS.20.11	\$200,001 up to \$350,000	Plus Fee DS.15 to Fee DS.16.3, where applicable	\$3,698.00	R	Y	\$3,772.00
DS.20.12	Greater than \$350,000	\$5,540.00 Plus Fee DS.15 to Fee DS.16.3, where applicable Plus 0.1% estimated cost of development	POA	R	Y	POA
DS.20.13	CDC – Building Class 2 – 9 Buildings					
DS.20.14	Up to \$5,000	Plus Fee DS.15 to Fee DS.16.3, where applicable	\$572.00	R	Y	\$584.00
DS.20.15	\$5,001 up to \$100,000	Plus Fee DS.15 to Fee DS.16.3, where applicable	\$1,569.00	R	Y	\$1,601.00
DS.20.16	\$100,001 up to \$250,000	Plus Fee DS.15 to Fee DS.16.3, where applicable	\$2,943.00	R	Y	\$3,002.00
DS.20.17	\$250,001 up to \$1,000,000	Plus Fee DS.15 to Fee DS.16.3, where applicable	\$6,531.00	R	Y	\$6,662.00
DS.20.18	Greater than \$1,000,000	\$12,150.00 Plus Fee DS.15 to Fee DS.16.3, where applicable Plus 0.1% estimated cost of development	POA	R	Y	POA
DS.21	Mandatory inspection prior to release of Complying Development Certificate		\$224.00	M	Y	\$230.00
DS.22	Modification of Complying Development Certificate – Minor (S4.30 of EP&A Act 1979)	40% of the original fee	POA	M	Y	POA
DS.23	Modification of Complying Development Certificate – Major (S4.30 of EP&A Act 1979)	65% of the original fee	POA	M	Y	POA
To ensure that Council's prices for building certification services are competitive, Council will match the price of any genuine written quotation from a private certifier						
SUBDIVISION AND CIVIL WORKS (Including works related to Roads Act Approval)						
DS.24	Development Application Fees					
DS.24.1	New public road (Schedule 4 – Item 2.4(a) of the EP&A Regulation 2021)	Plus \$65.00 per additional lot	\$665.00	S	X	\$777.00
DS.24.2	No new road (Schedule 4 – Item 2.5 of the EP&A Regulation 2021)	Plus \$53.00 per additional lot	\$330.00	S	X	\$386.00
DS.24.3	Strata (Schedule 4 – Item 2.6 of the EP&A Regulation 2021)	Plus \$65.00 per additional lot	\$330.00	S	X	\$386.00
DS.24.4	Appointment and acceptance of Council as the Principal Certifying Authority	\$380.00 for first hour, then \$190.00 per hour or part thereof	POA	M	Y	POA
DS.25	Plan Checking – Construction Certificate (Civil Works) or Subdivision Construction Certificate	Plus Fees DS.33 – Fees DS.36 See Clause 6.4 EP&A Act 1979				
DS.25.1	Full width road construction					
DS.25.2	Residential, commercial & industrial					
DS.25.3	Minimum Charge	Or Fee DS.25.4, whichever is greater	\$872.00	M	Y	\$890.00
DS.25.4	Charge per linear metre	Per linear metre Or Fee DS.25.3, whichever is greater	\$23.00	M	Y	\$25.00
DS.25.5	Rural Road					
DS.25.6	Minimum Charge	Or Fee DS.25.7, whichever is greater	\$664.00	M	Y	\$678.00
DS.25.7	Charge per linear metre	Per linear metre Or Fee DS.25.6, whichever is greater	\$12.00	M	Y	\$13.00

Index	Fee Description	Conditions	2021/22 Fees (GST Incl)	Pricing Policy	GST	2022/23 Fees (GST Incl)
DS.25.8	Half width road construction					
DS.25.9	Residential, commercial & industrial					
DS.25.10	Minimum Charge	Or Fee DS.25.11, whichever is greater	\$632.00	M	Y	\$645.00
DS.25.11	Charge per linear metre	Per linear metre Or Fee DS.25.10, whichever is greater	\$16.00	M	Y	\$17.00
DS.25.12	Access Ways (includes crossings)					
DS.25.13	Residential	\$380.00 for first hour, then \$190.00 per hour or part thereof	POA	M	Y	POA
DS.25.14	Rural	\$380.00 for first hour, then \$190.00 per hour or part thereof	POA	M	Y	POA
DS.25.15	Drainage					
DS.25.16	Minimum Charge	Or Fee DS.25.17, whichever is greater	\$371.00	M	Y	\$379.00
DS.25.17	Charge per linear metre (including pits and outlet)	Per linear metre Or Fee DS.25.16, whichever is greater	\$2.25	M	Y	\$2.30
DS.26	Car Parking Areas	Maximum of 4 spaces For greater than 4 spaces - Fee DS.26 Plus Fee DS.28*	\$236.00	M	Y	\$241.00
DS.27	On site stormwater detention	\$380.00 for first hour, then \$190.00 per hour or part thereof	POA	M	Y	POA
DS.28	Certifiers' review (Engineering or Building) of works	\$380.00 for first hour, then \$190.00 per hour or part thereof	POA	M	Y	POA
DS.29	Amended Construction Certificate (Civil Works) or Subdivision Construction Certificate - Minor change to CC	25% of original CC Fee	POA	M	Y	POA
DS.30	Amended Construction Certificate (Civil Works) or Subdivision Construction Certificate - Major change to CC	50% of original CC Fee	POA	M	Y	POA
DS.31	Issue 88B signing of Plan (and related documents)		\$176.00	M	X	\$180.00
DS.32	Construction Inspection - Compliance Certificate (Civil Works) or Roads Act Approval Works Inspections or Subdivision Works Inspections	Plus Fees DS.25 - Fees DS.28 See Clause 6.4 EP&A Act 1979				
DS.32.1	Full width road construction					
DS.32.2	Residential, commercial & industrial					
DS.32.3	Minimum Charge	Or Fee DS.32.4, whichever is greater	\$1,693.00	M	Y	\$1,727.00
DS.32.4	Charge per linear metre	Per linear metre Or Fee DS.32.3, whichever is greater	\$43.00	M	Y	\$44.00
DS.32.5	Rural Road					
DS.32.6	Minimum Charge	Or Fee DS.32.7, whichever is greater	\$1,322.00	M	Y	\$1,349.00
DS.32.7	Charge per linear metre	Per linear metre Or Fee DS.32.6, whichever is greater	\$19.00	M	Y	\$20.00
DS.32.8	Half width road construction					
DS.32.9	Residential, commercial & industrial					
DS.32.10	Minimum Charge	Or Fee DS.32.11, whichever is greater	\$1,263.00	M	Y	\$1,290.00
DS.32.11	Charge per linear metre	Per linear metre Or Fee DS.32.10, whichever is greater	\$33.00	M	Y	\$34.00

Index	Fee Description	Conditions	2021/22 Fees (GST Incl)	Pricing Policy	GST	2022/23 Fees (GST Incl)
DS.32.12	Access Ways (includes crossings)					
DS.32.13	Residential	\$380.00 for first hour, then \$190.00 per hour or part thereof	POA	M	Y	POA
DS.32.14	Rural	\$380.00 for first hour, then \$190.00 per hour or part thereof	POA	M	Y	POA
DS.32.15	Drainage					
DS.32.16	Minimum Charge	Or Fee DS.32.17, whichever is greater	\$215.00	M	Y	\$220.00
DS.32.17	Charge per linear metre	Per linear metre Or Fee DS.32.16, whichever is greater	\$5.00	M	Y	\$6.00
DS.33	Car Parking Areas Compliance Certificate	Maximum of 4 spaces For greater than 4 spaces - Fee DS.33 Plus Fee DS.35	\$411.00	M	Y	\$420.00
DS.34	On-site stormwater detention		\$630.00	M	Y	\$643.00
DS.35	Certifiers' review (Engineering or Building) of works	\$380.00 for first hour, then \$190.00 per hour or part thereof	POA	M	Y	POA
DS.36	Re-inspection fee (where job not ready or deferred)	\$380.00 for first hour, then \$190.00 per hour or part thereof	POA	M	Y	POA
DS.37	Subdivision Certificate Fees					
DS.37.1	Subdivision Certificate					
DS.37.2	Torrens Title					
DS.37.3	Torrens Title	Plus Fee DS.37.4 Plus Fees DS.64 - Fee DS.64.4 (where applicable)	\$385.00	M	X	\$393.00
DS.37.4	Charge Per Lot as shown on plan	Plus Fee DS.37.3 Plus Fees DS.64 - Fee DS.64.4 (where applicable)	\$193.00	M	X	\$197.00
DS.37.5	Reinspection for Linen - to be applied after inspection of plans/documents or if site inspection reveals incomplete documentation or works	50% of original fees	POA	M	X	POA
DS.37.6	Community Title					
DS.37.7	Community Title	Plus Fee DS.37.8 Plus Fees DS.64 - Fee DS.64.4 (where applicable)	\$745.00	M	X	\$760.00
DS.37.8	Charge Per Lot as shown on plan	Plus Fee DS.37.7 Plus Fees DS.64 - Fee DS.64.4 (where applicable)	\$193.00	M	X	\$197.00
DS.37.9	Reinspection for Linen - to be applied after inspection of plans/documents or if site inspection reveals incomplete documentation or works	50% of original fees	POA	M	X	POA
DS.37.10	Strata title					
DS.37.11	Strata title	Plus Fee DS.37.12, Plus Fee DS.38	\$615.00	M	X	\$628.00
DS.37.12	Charge Per Lot as shown on plan	Plus Fee DS.37.11, Plus Fee DS.38	\$193.00	M	X	\$197.00
DS.37.13	Mandatory inspection prior to release of Strata Certificate	\$380.00 for first hour, then \$190.00 per hour or part thereof	POA	M	X	POA
DS.37.14	Reinspection for Linen - to be applied after inspection of plans/documents or if site inspection reveals incomplete documentation or works	50% of original fees	POA	M	X	POA

Index	Fee Description	Conditions	2021/22 Fees (GST Incl)	Pricing Policy	GST	2022/23 Fees (GST Incl)
DS.38	Re-endorsement of previously approved plan/Subdivision Certificate		\$237.00	M	X	\$242.00
DS.39	Performance Security Application & Administration Fee					
DS.39.1	Administration Fee – Security for works with a value of less than \$10,000		\$380.00	M	Y	\$388.00
DS.39.2	Administration Fee – Security for works with a value of \$10,000 or more		\$1,321.00	M	Y	\$1,348.00
DS.39.3	Administration fee – Security for Bonding of Street Trees			M	X	\$386.00
DS.39.4	Bonding of Street Trees	\$1,000 per tree Plus Fee DS.39.3		M	X	POA

ADDITIONAL APPLICATION FEES

DS.40	Integrated Development					
DS.40.1	Administration fee payable to Council in addition to DA Fee	Schedule 4 – Item 3.1(a) of the EP&A Regulation 2021	\$140.00	S	X	\$164.00
DS.40.2	Fee payable to each approval body in addition to DA fee	Schedule 4 – Item 3.1(b) of the EP&A Regulation 2021	\$320.00	S	X	\$374.00
DS.41	Development Requiring Concurrence					
DS.41.1	Administration fee payable to Council in addition to DA Fee	Schedule 4 – Item 3.2(a) of the EP&A Regulation 2021	\$140.00	S	X	\$164.00
DS.41.2	Fee payable to each concurrence authority in addition to DA Fee	Schedule 4 – Item 3.2(b) of the EP&A Regulation 2021	\$320.00	S	X	\$374.00
DS.42	Designated Development					
DS.42.1	Administration fee payable to Council in addition to DA Fee	Schedule 4 – Item 3.3 of the EP&A Regulation 2021	\$920.00	S	X	\$1,076.00
DS.42.2	Residential Apartment Building	Payable for DA modification if referred to Design Review Panel Schedule 4 – Item 3.4 of the EP&A Regulation 2021	\$3,000.00	S	X	\$3,508.00

MODIFICATION AND REVIEW OF DEVELOPMENT CONSENT

DS.43	Modification of Consent Section 4.55 EP&A Act 1979	Schedule 4 Item 4 of the EP&A Regulation 2021				
DS.43.1	Minor error, misdescription or miscalculation only (by Applicant) – Section 4.55 (1)	Schedule 4 – Item 4.1 of the EP&A Regulation 2021	\$71.00	S	X	\$83.00
DS.43.2	Modification involving minimal environmental impact- Section 4.55 (1A) or Section 4.56 (1)	Schedule 4 – Item 4.2 of the EP&A Regulation 2021 50% of original DA fee, OR \$754.00 (whichever is less), Plus Fee DS.6 Notification Fee where required	POA	S	X	POA
DS.44	Modification not of minimal environmental impact- Section 4.55 (2) or Section 4.56 (1)					
DS.44.1	Original DA fee less than \$100	Schedule 4 – Item 4.3(a) of the EP&A Regulation 2021 50% of original DA fee, Plus Fee DS.5 Notification Fee where required	POA	S	X	POA
DS.44.2	Original DA fee \$100 or more, but no building, demolition or work	Schedule 4 – Item 4.3(b) of the EP&A Regulation 2021 50% of original DA fee, Plus Fee DS.5 Notification Fee where required	POA	S	X	POA

Index	Fee Description	Conditions	2021/22 Fees (GST Incl)	Pricing Policy	GST	2022/23 Fees (GST Incl)
DS.44.3	Dwelling \$100,000 or less	Schedule 4 - Item 4.4 of the EP&A Regulation 2021 \$222.00 Plus Fee DS.5 Notification Fee where required	POA	S	X	POA
DS.44.4	Other Development up to \$5,000	Schedule 4 - Item 4.5 of the EP&A Regulation 2021 \$64.00 Plus Fee DS.5 Notification Fee where required	POA	S	X	POA
DS.44.5	Other Development \$5,001 - \$250,000	Schedule 4 - Item 4.5 of the EP&A Regulation 2021 \$99.00 Plus \$1.50 each \$1,000, Plus Fee DS.5 Notification Fee where required	POA	S	X	POA
DS.44.6	Other Development \$250,001 - \$500,000	Schedule 4 - Item 4.5 of the EP&A Regulation 2021 \$585.00 Plus \$0.85 each \$1,000 above \$250,000 Plus Fee DS.5 Notification Fee where required	POA	S	X	POA
DS.44.7	Other Development \$500,001 - \$1,000,000	Schedule 4 - Item 4.5 of the EP&A Regulation 2021 \$833.00 Plus \$0.50 each \$1,000 above \$500,000 Plus Fee DS.5 Notification Fee where required	POA	S	X	POA
DS.44.8	Other Development \$1,000,001 - \$10,000,000	Schedule 4 - Item 4.5 of the EP&A Regulation 2021 \$1,154.00 Plus \$0.40 each \$1,000 above \$1,000,000 Plus Fee DS.5 Notification Fee where required	POA	S	X	POA
DS.44.9	Other Development more than \$10,000,000	Schedule 4 - Item 4.5 of the EP&A Regulation 2021 \$5540.00 Plus \$0.27 each \$1,000 above \$10,000,000 Plus Fee DS.5 Notification Fee where required	POA	S	X	POA
DS.44.10	Residential Apartment Building - Modification of consent (See Clause 4.55 (2) of the EP&A Act and Item 6.7 of the EP&A Reg 2001)	Schedule 4 - Item 4.6 of the EP&A Regulation 2021 \$778.00 Plus Fees DS.45.1 - DS.45.2, where applicable	POA	S	X	POA
DS.44.11	Residential Apartment Building - Modification of consent where accompanied by a statement of qualified designer	Schedule 4 - Item 4.7 of the EP&A Regulation 2021 \$889.00 Plus Fees DS.45.1 - DS.45.2, where applicable		S	X	\$889.00
DS.44.12	Specialist Technical Advice required in assessing an application, such as architecture, threatened species, noise, traffic, access and disability advice and major environmental impacts	100% of costs of each provision of advice	POA	F	X	POA
DS.45	Review of Determination DA - Under Section 8.3 of the Environmental Planning and Assessment Act 1979	Schedule 4 Part 7 of the EP&A Regulation 2021 Plus Fees DS.45.1 - DS.45.2, where applicable				
DS.45.1	Does not involve erecting a building, demolition or work	Schedule 4 - Item 7.1 of the EP&A Regulation 2021 50% of original DA fee, Plus Fee DS.5 Notification Fee where required	POA	S	X	POA

Index	Fee Description	Conditions	2021/22 Fees (GST Incl)	Pricing Policy	GST	2022/23 Fees (GST Incl)
DS.45.2	Dwelling house \$100,000 or less	Schedule 4 - Item 7.2 of the EP&A Regulation 2021 \$222.00 Plus Fee DS.5 Notification Fee where required	POA	S	X	POA
DS.46	Review of Rejection of 8.3 Application	Schedule 4 Item 7.4 of the EP&A Regulation 2021				
DS.46.1	Less than \$100,000.00	Schedule 4 - Item 7.4(a) of the EP&A Regulation 2021	\$55.00	S	X	\$64.00
DS.46.2	More than \$100,000.00 and less than \$1,000,000.00	Schedule 4 - Item 7.4(b) of the EP&A Regulation 2021	\$150.00	S	X	\$175.00
DS.46.3	More than \$1,000,000.00	Schedule 4 - Item 7.4(c) of the EP&A Regulation 2021	\$250.00	S	X	\$292.00
DS.47	Other Development based on estimated value	Schedule 4 Item 7.3 of the EP&A Regulation 2021				
DS.47.1	Up to \$5,000		\$55.00	S	X	\$55.00
DS.47.2	\$5,001 - \$250,000	Schedule 4 - Item 7.3 of the EP&A Regulation 2021 \$100.00 Plus \$1.50 each \$1,000 above \$5,000	POA	S	X	POA
DS.47.3	\$250,001 - \$500,000	Schedule 4 - Item 7.3 of the EP&A Regulation 2021 \$585.00 Plus \$0.85 each \$1,000 above \$250,000	POA	S	X	POA
DS.47.4	\$500,001 - \$1,000,000	Schedule 4 - Item 7.3 of the EP&A Regulation 2021 \$833.00 Plus \$0.50 each \$1,000 above \$500,000	POA	S	X	POA
DS.47.5	\$1,000,001 - \$10,000,000	Schedule 4 - Item 7.3 of the EP&A Regulation 2021 \$1,154.00 Plus \$0.40 each \$1,000 above \$1,000,000	POA	S	X	POA
DS.47.6	More than \$10,000,000	Schedule 4 - Item 7.3 of the EP&A Regulation 2021 \$5,540.00 Plus \$0.27 each \$1,000 above \$10,000,000	POA	S	X	POA
DS.48	Review of Modification Determination - under Section 8.9 of EP&A Act 1979	Schedule 4 Item 7.5 of the EP&A Regulation 2021				
DS.48.1	Review where modification application refused or conditions imposed	50% of original DA fee, Plus Fee DS.5 Notification Fee	POA	S	X	POA
DS.49	Amend Development, Section 4.55 or Section 8.2 application prior to determination					
DS.49.1	Administration fee	50% of DA Fee Plus Fee DS.5 Notification Fee where required	POA	M	X	POA
DS.49.2	Application to extend Development Consent under Section 4.54 of the EP&A Act 1997	\$332.00 Plus \$665.00 if notice is required under Section 4.55(2) or Section 4.56(1) of the EP&A Act 1997	POA	M	X	POA
DS.49.3	Application to amend Section 88B Instrument		\$1,000.00	M	X	\$1,000.00

Index	Fee Description	Conditions	2021/22 Fees (GST Incl)	Pricing Policy	GST	2022/23 Fees (GST Incl)
CERTIFICATES AND DOCUMENTS						
DS.50	Certificates/Reports					
DS.50.1	S10.7 Planning Certificate	Schedule 4 Part 9 of the EP&A Regulation 2021				
DS.50.2	S10.7 (2) Planning Certificate	Schedule 4 - Item 9.7 of the EP&A Regulation 2021	\$53.00	S	X	\$62.00
DS.50.3	S10.7 (5) Planning Certificate	Certificate where advice is provided under Section 107 (5) of the Act	\$133.00	S	X	\$156.00
DS.50.4	Certified copy of S10.7 Planning Certificate	Plus Fee DS.50.5, where applicable	\$53.00	S	X	\$62.00
DS.50.5	Fax or postage of certified copy of S10.7 (2) or S10.7 (5) Planning Certificate		\$18.25	F	X	\$18.60
DS.51	S6.23(2) Building Information Certificates					
DS.51.1	Class 1 (fee per dwelling) & Class 10 Buildings		\$250.00	F	X	\$400.00
DS.51.2	Additional Inspections		\$90.00	F	X	\$220.00
DS.52	Class 2-9 Buildings					
DS.52.1	Not Exceeding 200 square metres		\$250.00	F	X	\$400.00
DS.52.2	Exceeding 200 square metres but not exceeding 2,000 square metres		POA	F	X	\$2,000.00
DS.52.3	Exceeding 2,000 square metres	\$2,000 Plus \$0.03 per m ² , over 2,000m ²	POA	F	X	POA
DS.53	Building Information Certificate applications related to unlawfully constructed work					
DS.53.1	Class 10 Building Structure			F	X	\$1,500.00
DS.53.2	Class 1 Building			F	X	\$3,000.00
DS.53.3	Class 2-9 Buildings			F	X	\$10,500.00
DS.53.4	Building Information Certificate involving a Performance Solution under the Building Code Australia (All Classes)	Charge applies per Performance Solution		F	X	\$500.00
DS.54	Copy of Building Certificate		\$13.00	F	X	\$13.25
DS.55	Drainage Diagram		\$23.30	F	X	\$24.00
DS.56	Sewer Reference Sheet	Where Drainage Diagram is unavailable	\$20.00	F	X	\$21.00
DS.57	Map Extract Certificate	Schedule 4 - Item 9.9 of the EP&A Regulation 2021	\$53.00	S	X	\$62.00
DS.58	Registration of all Part 6 or Complying Development Certificates (incl. Construction, Compliance, Occupation and Subdivision Certificates)		\$36.00	S	X	\$36.00
DS.59	Submission of Annual Fire Safety Statement		\$157.00	F	X	\$161.00
DS.60	Preparation of Fire Safety Schedule	Per hour or part thereof (Min \$141.95)	\$139.15	F	X	\$141.95
DS.61	Request for time extension for submission of Annual Fire Safety Statement (AFSS)			F	X	\$100.00
DS.62	Stay of infringement notice for not submitting an Annual Fire Safety Statement (AFSS)			F	X	\$400.00
DS.63	Swimming Pools Act					
DS.63.1	Application for Exemption	Part 4, Clause 13(1) Swimming Pools Regulation 2008	\$250.00	S	X	\$250.00

Index	Fee Description	Conditions	2021/22 Fees (GST Incl)	Pricing Policy	GST	2022/23 Fees (GST Incl)
DS.63.2	Swimming Pool Safety Inspection by accredited certifier - first inspection	Clause 19(a) Swimming Pools Regulation 2008	\$150.00	S	X	\$150.00
DS.63.3	Swimming Pool Safety Inspection by accredited certifier - follow up inspection	Clause 19(b) Swimming Pools Regulation 2008	\$100.00	S	X	\$100.00
DS.63.4	First inspection where Certificate of Compliance ceased to be valid	Clause 19(c) Swimming Pools Regulation 2008	\$150.00	S	X	\$150.00
DS.63.5	Subsequent inspections where Certificate of Compliance ceased to be valid	Clause 19(d) Swimming Pools Regulation 2008	\$100.00	S	X	\$100.00
DS.63.6	Register a swimming pool		\$10.00	S	X	\$10.00
DS.63.7	Provision of Pool Register information - To owner or tenant or their agent only	Clause 25 Swimming Pools Regulation 2008	\$10.00	S	X	\$10.00
DS.63.8	Swimming Pool Resuscitation Sign		\$28.00	M	Y	\$29.00
DS.64	S88G Certificate	Clause 29 Conveyancing (General) Regulations 2013				
DS.64.1	S88G Certificate - no inspection required	Clause 29(b) Conveyancing (General) Regulations 2013	\$10.00	S	X	\$10.00
DS.64.2	S88G Certificate - inspection required	Clause 29(a) Conveyancing (General) Regulations 2013	\$35.00	S	X	\$35.00
DS.65	Endorsement of Legal Documents relating to development and subdivision					
DS.65.1	Section 88B		\$227.00	M	X	\$232.00
DS.65.2	Section 88E, positive covenant and restrictions-as-to-user (RATU)		\$227.00	M	X	\$232.00
DS.65.3	Endorsement of amended Section 88B or Section 88E		\$227.00	M	X	\$232.00
DS.65.4	Endorsement of Legal Documents by Council Resolution and Seal (where required)		\$562.00	M	X	\$574.00
DS.65.5	Endorsement of Legal Documents via PEXA Workspace arrangement			M	Y	POA
DS.66	Maps, Plans & Documents					
DS.66.1	Copies of Building Plans					
DS.66.2	Customer printing approved plans from DA Tracker		Free	N		Free
DS.66.3	Copy of Approved Plans (per DA or CC approval) - Class 1 and 10		\$92.00	M	X	\$94.00
DS.66.4	Copy of Approved Plans (per DA or CC approval) - Class 2 - 9		\$174.00	M	X	\$178.00
DS.67	Other Plans					
DS.67.1	B1 sheet		\$15.00	M	X	\$15.30
DS.67.2	A1 sheet		\$13.00	M	X	\$13.25
DS.67.3	A2 sheet		\$7.00	M	X	\$7.15
DS.67.4	A3 sheet		\$2.00	M	X	\$2.05
DS.67.5	A4 sheet		\$1.00	M	X	\$1.00
DS.68	Photocopies					
DS.68.1	Black & white - A4	Per copy	\$0.94	F	X	\$0.96
DS.68.2	Black & white - A3	Per copy	\$1.88	F	X	\$1.92
DS.68.3	Studies, reports & other documents	Cost Plus 50%	POA	M	X	POA

Index	Fee Description	Conditions	2021/22 Fees (GST Incl)	Pricing Policy	GST	2022/23 Fees (GST Incl)
DS.69	Administration Fees for Withdrawn Applications and Certificates					
DS.69.1	Administration Fee: Cancelled or withdrawn applications for certificates, diagrams, etc. (deducted from refund)		\$41.00	M	Y	\$42.00
DS.69.2	Administration Fee: Cancelled or withdrawn applications for DA, CC (building and engineering), S96, S8.2 applications (deducted from refund)		\$81.00	M	Y	\$83.00
DS.70	Refunds for Withdrawn Applications and Certificates- (DA, CC, CDC, SC, S4.55, S8.2 only)					
DS.70.1	Withdrawn within 3 days of lodgement - 100% of DA	100% of DA Fee, Admin, File Conversion	POA	M	X	POA
DS.70.2	Withdrawn/Refund (prior to assessment) - 50% of DA Fee (excluding Scanning, Admin Fee and PlanFirst levy)	50% of DA Fee only	POA	M	X	POA
DS.70.3	Withdrawn/Refund (after 7 day letter issued) - the amount will be assessed based on the work performed by Council	Based on work done and staff time	POA	M	X	POA
MISCELLANEOUS FEES						
DS.71	Flood level advice - Basic	Letter confirming 1:100 level only	\$179.00	M	Y	\$183.00
DS.72	Flood level advice - Detailed	Letter confirming 1:100 level, likely velocity, site specific matters etc.	\$602.00	M	Y	\$615.00
DS.73.	Flood level advice - CDC	Letter confirming 1:100 level, likely velocity, site specific matters etc.	\$602.00	M	Y	\$615.00
DS.74	Fees, Charges or Penalties permitted under legislation other than LGA	As specified in relevant legislation	POA	S	X	POA
DS.75	Applications under Section 68 of the Local Government Act					
DS.75.1	Solid fuel heater Approval	S68 Activity under the Local Govt Act 1993	\$250.00	R	X	\$255.00
DS.75.2	Amusement devices	S68 Activity under the Local Govt Act 1993	\$66.00	M	X	\$68.00
DS.75.3	Application and Inspection of installations on Caravan Parks	S68 Activity under the Local Govt Act 1993	\$582.00	R	X	\$594.00
DS.75.4	Reinspection required of installations on Caravan Parks	S68 Activity under the Local Govt Act 1993	\$194.00	R	X	\$198.00
DS.75.5	Application and Inspection of a structure associated with manufactured or relocatable home and completion certificate	S68 Activity under the Local Govt Act 1993	\$582.00	R	X	\$594.00
DS.75.6	Reinspection of a structure associated with manufactured or relocatable home and completion certificate	S68 Activity under the Local Govt Act 1993	\$194.00	R	X	\$198.00
DS.75.7	Other Section 68 Applications		\$245.00	R	X	\$250.00
WRITTEN ADVICE						
DS.76	Written advice regarding Development Consent	\$141.95 per hour or part thereof (Minimum Fee \$141.95)	POA	P	Y	POA
DS.77	Written advice regarding Building Consent	\$141.95 per hour or part thereof (Minimum Fee \$141.95)	POA	P	Y	POA
DS.78	Response to written request involving interpretation or clarification of information/ documents	\$141.95 per hour or part thereof (Minimum Fee \$141.95)	POA	P	Y	POA
DS.79	Written advice regarding contaminated land enquiries	\$141.95 per hour or part thereof (Minimum Fee \$141.95)	POA	P	Y	POA

Index	Fee Description	Conditions	2021/22 Fees (GST Incl)	Pricing Policy	GST	2022/23 Fees (GST Incl)
DS.80	Written advice regarding exempt subdivision development	\$141.95 per hour or part thereof (Minimum Fee \$141.95)	POA	P	Y	POA
DS.81	Prelodgement Meetings - General	Per hour (Minimum Fee \$615.00) All subsequent meetings will be charged.	POA	P	Y	POA
DS.82	Prelodgement Meetings - Major	Per hour (Minimum Fee \$920.00) All subsequent meetings will be charged.	POA	P	Y	POA
DS.83	Review of Revised Proposal - General	Per hour (Minimum Fee \$455.00)	POA	P	Y	POA
DS.84	Review of Revised Proposal - Major	Per hour (Minimum Fee \$735.00)	POA	P	Y	POA
DS.85	Written confirmation of Heritage Works Exemption requests under Clause 5.10(3) of HLEP 2012	Per hour (Minimum Fee \$420.00)	POA	P	X	POA

STRATEGIC PLANNING SERVICES

ADDITIONAL APPLICATION FEES

SP.1 Application to Prepare Local Environmental Plans (LEP's) or Preparation/Amendment of Development Control Plan (DCP)

SP.1.1	Planning proposals relating to Section 73A of the Environment Planning and Assessment Act 1979 matters		\$2,513.18	M	X	\$2,563.45
SP.1.2	Planning proposal - Reclassification of land only	\$19,148.00, Plus the cost of specialist advice and studies required Refund of 90% of fee if applicant withdraws prior to Council determination. Refund of 50% of fee if Council resolves not to proceed to Gateway Determination. Refund of 40% of fee if Gateway Determination is not to proceed. In all other circumstances, there will be no refund	POA	M	X	POA
SP.1.3	Planning proposal - Minor - relating to LEP Definitions, Clauses, Heritage Listings or minor additional permitted uses within an existing zone	\$11,968.00, Plus the cost of specialist advice and studies required Refund of 90% of fee if applicant withdraws prior to Council determination. Refund of 50% of fee if Council resolves not to proceed to Gateway Determination. Refund of 40% of fee if Gateway Determination is not to proceed. In all other circumstances, there will be no refund	POA	M	X	POA
SP.1.4	Planning proposal - Major - relating to a change of zoning and/or minimum allotment size provisions (and development yield is below 20 lots)	\$29,918.00, Plus the cost of specialist advice and studies required Refund of 90% of fee if applicant withdraws prior to Council determination. Refund of 50% of fee if Council resolves not to proceed to Gateway Determination. Refund of 40% of fee if Gateway Determination is not to proceed. In all other circumstances, there will be no refund	POA	M	X	POA

Index	Fee Description	Conditions	2021/22 Fees (GST Incl)	Pricing Policy	GST	2022/23 Fees (GST Incl)
SP.1.5	Planning proposal – Significant – relating to a significant change of zoning and/or other provisions (and development yield exceeds 20 lots and/or development cost is more than \$10 million)	\$59,837.00, Plus the cost of specialist advice and studies required Refund of 90% of fee if applicant withdraws prior to Council determination. Refund of 50% of fee if Council resolves not to proceed to Gateway Determination. Refund of 40% of fee if Gateway Determination is not to proceed. In all other circumstances, there will be no refund	POA	M	X	POA
SP.1.6	Preparation or variation to DCP – Minor – changes to existing DCP (eg. Minor changes to wording, diagrams)	Quotation on application – written response will be quoted at professional rate per hour (as per Fee FS.1)	POA	M	X	POA
SP.1.7	Preparation or variation to DCP – Major – involving significant changes (eg. New DCP chapter)	Quotation on application – written response will be quoted at professional rate per hour for senior staff (as per Fee FS.1)	POA	M	X	POA
SP.1.8	Planning Proposal Pre-lodgement Meetings – General	Per hour (Minimum Fee \$615.00) All subsequent meetings will be charged		P	Y	POA
SP.1.9	Planning Proposal Pre-lodgement Meetings – Major	Per hour (Minimum Fee \$920.00) All subsequent meetings will be charged		P	Y	POA
SP.2	Advertising of Planning Proposals and DCP Variations					
SP.2.1	Advertising for all applications (payable in addition to fee for planning proposal and/or DCP variation fee)	Plus Fees SP.1.1 – SP.1.7 Plus Fees SP.2.2 – SP.2.4	\$464.00	P	X	\$474.00
SP.2.2	Requiring adjoining owners letters only (up to 20 properties)		\$201.00	M	X	\$206.00
SP.2.3	Requiring adjoining owners letters only (21 to 100 properties)		\$420.00	M	X	\$430.00
SP.2.4	Requiring adjoining owners letters only (more than 100 properties)		\$567.00	M	X	\$579.00
SP.3	Works in Kind					
SP.3.1	Works in Kind Proposal Fees					
SP.3.2	For each Section 7.11 work listed in a contributions plan	\$5,100, Plus Fee SP.3.4	POA	F	X	POA
SP.3.3	Works in Kind Supervision Fees					
SP.3.4	Works in Kind Supervision Fee	3% of the value of Section 7.11 work listed in a contributions plan	POA	F	X	POA
CERTIFICATES AND DOCUMENTS						
SP.4	Hawkesbury Development Control Plan					
SP.4.1	Hard Copy – DCP & Appendices	See Clause 19 EP&A Reg 2000	\$146.17	M	X	\$149.10
SP.4.2	Hard Copy – DCP only	See Clause 19 EP&A Reg 2000	\$103.63	M	X	\$105.70
SP.4.3	Hard Copy – Appendices only	See Clause 19 EP&A Reg 2000	\$74.41	M	X	\$75.90
SP.4.4	CD Rom	See Clause 19 EP&A Reg 2000	\$35.85	M	X	\$36.55
SP.4.5	Download from www.hawkesbury.nsw.gov.au	See Clause 19 EP&A Reg 2000	Free	N		Free
SP.5	Local Environmental Plan 1989 or 2012					
SP.5.1	Written document		\$17.34	M	X	\$17.70
SP.5.2	Download LEP 1989 maps from www.hawkesbury.nsw.gov.au		Free	N		Free

Index	Fee Description	Conditions	2021/22 Fees (GST Incl)	Pricing Policy	GST	2022/23 Fees (GST Incl)
SP.5.3	Coloured map set (LEP 1989 only)		\$482.26	M	X	\$491.90
SP.5.4	Single colour map (LEP 1989 only)		\$63.75	M	X	\$65.05
SP.5.5	Download LEP 2012 maps from www.hawkesbury.nsw.gov.au		Free	N		Free
SP.5.6	Coloured map set (LEP 2012 only)		POA	M	X	POA
SP.5.7	Single colour map (LEP 2012 only)		POA	M	X	POA
SP.6	Development Contribution Plan (Section 7.11 and 7.12 – Formerly S94 Plan and S94a Plan)					
SP.6.1	Hardcopy of Plan	See Clause 38 EP&A Reg 2000	\$9.44	M	X	\$9.65
SP.6.2	Internet download	See Clause 38 EP&A Reg 2000	Free	N		Free
SP.7	Planning Studies					
SP.7.1	Hawkesbury Residential Land Strategy					
SP.7.2	Written document		\$20.91	M	X	\$21.35
SP.7.3	Download from www.hawkesbury.nsw.gov.au		Free	N		Free
SP.7.4	Hawkesbury Employment Land Strategy					
SP.7.5	Written document		\$22.95	M	X	\$23.40
SP.7.6	Download from www.hawkesbury.nsw.gov.au		Free	N		Free
SP.7.7	Hawkesbury Floodplain Risk Management Study and Plan					
SP.7.8	Written document		\$52.12	M	X	\$53.15
SP.7.9	Download from www.hawkesbury.nsw.gov.au		Free	N		Free
MISCELLANEOUS FEES						
SP.8	Infrastructure Contribution Payment Rates (under Section 7.11 and 7.12 – Formerly Section 94/94a Plans)		Refers to Sections 7.11 and 7.12 of the Environmental Planning and Assessment Amendment Act 2017 (NSW)			
SP.8.1	Provision of local infrastructure including, but not limited to, car parks, community facilities, land acquisition, park improvements, plan administration, recreation facilities, road works, stormwater drainage	As per Section 7.11 and 7.12 Formerly 94/94a Plan, Adopted by Council, indexed accordingly	POA	F	X	POA
SP.9	Drainage Works		S64 Local Government Act 1993			
SP.9.1	Drainage Catchment 1	Per m ² of site area	POA	F	X	POA
SP.9.2	Drainage Catchment 2	Per m ² of site area	POA	F	X	POA
SP.9.3	Drainage Catchment 3	Per m ² of site area	POA	F	X	POA
SP.9.4	Drainage Catchment 4	Per m ² of site area	POA	F	X	POA
SP.9.5	Drainage Catchment 5	Per m ² of site area	POA	F	X	POA
SP.9.6	Drainage Catchment 6	Per m ² of site area	POA	F	X	POA
CONSTRUCTION AND MAINTENANCE						
CONSTRUCTION AND MAINTENANCE						
CM.1	Road Opening Permit		\$240.57	F	X	\$250.00
Restoration charges below must be paid in addition to the Road Opening Permit. Unless otherwise stated, all charges are per m² and minimum area charged is 2m²						
Also, any work performed adjacent to a state road or town centre, will incur an additional charge for traffic control to RMS standards, based on actual cost plus 5%						

Index	Fee Description	Conditions	2021/22 Fees (GST Incl)	Pricing Policy	GST	2022/23 Fees (GST Incl)
CM.2	Driveways- Restoration					
CM.2.1	Concrete					
CM.2.2	Residential driveways 100mm thick	Per m ² (Minimum area 2m ²)	\$330.84	F	X	\$337.45
CM.2.3	Industrial driveways 150mm thick concrete	Per m ² (Minimum area 2m ²)	\$402.85	F	X	\$410.90
CM.2.4	Pavers					
CM.2.5	Returned to Council's Works Depot in good order	Per m ² (Minimum area 2m ²)	\$430.08	F	X	\$438.70
CM.2.6	Where Council is required to supply pavers	Per m ² (Minimum area 2m ²)	\$517.91	F	X	\$528.25
CM.2.7	Bitumen surfaces/paths	Per m ² (Minimum area 2m ²)	\$202.11	F	X	\$320.00
CM.2.8	Formed paths - earth, grassed or gravel	Per m ² Up to 15m ² (Minimum area 2m ²)	\$162.44	F	X	\$165.70
CM.2.9	Formed paths - earth, grassed or gravel	For areas greater than 15m ² , the first 15m ² is charged as per Fee CM.2.8, Plus \$30.05 per m ² thereafter	POA	F	X	POA
CM.2.10	Non-Formed paths (All rural areas)	Per m ² (Minimum area 2m ²)	\$14.89	F	X	\$15.20
CM.2.11	Driveway Inspections Fees (Residential)					
CM.2.12	First 2 inspections		\$156.37	F	X	\$212.00
CM.2.13	Subsequent inspections		\$84.35	F	X	\$86.05
CM.2.14	Driveway Inspections Fees (Commercial/Industrial)					
CM.2.15	Inspection - Commercial/Industrial		\$324.77	F	X	\$360.00
CM.3	Footpaths - Restoration					
CM.3.1	Concrete path	Per m ² (Minimum area 2m ²)	\$286.11	F	X	\$328.00
CM.3.2	Concrete with bitumen/asphalt surface paths	Per m ² (Minimum area 2m ²)	\$301.67	F	X	\$328.00
CM.4	Kerbing and Guttering - Restoration					
		Per linear metre				
CM.4.1	Concrete kerb and gutter	Per metre (Minimum length 2m)	\$378.11	M	X	\$385.65
CM.5	Roads - Restoration					
CM.5.1	Formed roads (earth or gravel)	Per m ² (Minimum area 2m ²)	\$223.94	M	X	\$228.40
CM.5.2	Bitumen or asphalt surface (max 23mm thick A.C.)					
CM.5.3	Per opening up to 50m ²	Per m ² (Minimum area 2m ²)	\$301.77	M	X	\$355.00
CM.5.4	Per opening after the first 50m ²	Fee CM.5.3 per m ² Plus \$237.95 per m ² thereafter	POA	M	X	POA
CM.5.5	Asphaltic concrete pavement (deep lift)					
CM.5.6	Per opening up to 35m ² (Minimum 2m ²)	Per m ² Up to 35m ² (Minimum area 2m ²)	\$400.15	M	X	\$523.00
CM.5.7	Per opening after the first 35m ²	For areas greater than 35m ² , the first 35m ² is charged as per Fee CM.5.6 Plus \$347.54 per m ² thereafter	POA	M	X	POA

Index	Fee Description	Conditions	2021/22 Fees (GST Incl)	Pricing Policy	GST	2022/23 Fees (GST Incl)
CM.5.8	Concrete pavement roads	Per m ² (Minimum area 2m ²)	POA	M	X	POA
CM.6	Kerbing and Guttering - New Construction					
CM.6.1	Kerbing and guttering construction					
CM.6.2	50% of the cost of the work	As per Contractors' charges	POA	F	Y	POA
CM.6.3	25% for side boundary on corner block	As per Contractors' charges	POA	F	Y	POA
CM.7	Private Works / Advertising Signs					
CM.7.1	Industrial Area Advertising Boards					
CM.7.2	Name & Address only		\$195.13	R	X	\$199.05
CM.7.3	Annual charge for maintaining Name and Address only sign		\$136.32	R	X	\$139.05
CM.7.4	Name, Address with Logo		\$290.90	R	X	\$296.70
CM.7.5	Annual charge for maintaining Name, Address with Logo sign		\$204.36	R	X	\$208.45
CM.8	Traffic Control Barrier Fee					
CM.8.1	Barricades on footways, emergency barricades and lights & temporary footway crossings		POA	F	X	POA
IRRIGATION LICENCE FEE						
CM.9	Permit to Irrigate Fee		\$428.76	M	X	\$437.35
CM.9.1	Annual Licence Fee		\$180.44	M	X	\$184.05
OTHER FEES						
CM.10	Road Occupancy					
CM.10.1	Permit to occupy road/footpath for Event purposes - must be accompanied by a Traffic Management Plan	Per day or part thereof	POA	M	X	POA
CM.10.2	Permit to occupy road/footpath, to stand crane/vehicle or for any other construction purposes on Regional/Local Roads in Non-Commercial areas - must be accompanied by a Traffic Management Plan, if required	Per week or part thereof	\$240.57	M	X	\$247.00
CM.10.3	Permit to occupy road/footpath, to stand crane/vehicle or for any other construction purposes on Regional/Local Roads in Commercial areas - must be accompanied by a Traffic Management Plan, if required	Per day or part thereof	\$240.57	M	X	\$247.00
CM.10.4	Permit to occupy road/footpath, to stand crane/vehicle or for any other construction purposes on Roads and Maritime Services (RMS) controlled roads	Applications must be approved by RMS prior to consideration by Council	POA	M	X	POA
CM.10.5	Construction Establishment Fee		\$962.17	M	X	\$981.40
CM.10.6	Construction Zone	Per Week Per 12.5m (truck length)	\$120.36	M	X	\$123.00
CM.11	Sale of Tender Documents					
CM.11.1	Sale of Tender documents (printing, paper, expertise, overheads)		POA	R	Y	POA
CM.12	Road Closures					
CM.12.1	Assess Traffic Management Plan		POA	F	X	POA

Index	Fee Description	Conditions	2021/22 Fees (GST Incl)	Pricing Policy	GST	2022/23 Fees (GST Incl)
DESIGN AND MAPPING SERVICES						
SALES						
DM.1	Sale of Maps	Supplied from Geographical Information System				
DM.1.1	Category 1 : Maps displaying cadastral data, creeks, rivers and contours	Prices for 1-10 sheets Price for 11 copies or more on application				
DM.1.2	A0 sheet		\$63.00	F	X	\$64.25
DM.1.3	A1 sheet		\$60.05	F	X	\$61.25
DM.1.4	A2 sheet		\$39.25	F	X	\$40.05
DM.1.5	A3 sheet		\$29.30	F	X	\$29.90
DM.1.6	A4 sheet		\$21.30	F	X	\$21.75
DM.1.7	Category 2 : Maps displaying aerial photography, slope data, vegetation or data requiring manipulation.	Prices for 1-10 sheets Price for 11 copies or more on application				
DM.1.8	A0 sheet		\$110.50	F	X	\$112.70
DM.1.9	A1 sheet		\$105.05	F	X	\$107.15
DM.1.10	A2 sheet		\$88.90	F	X	\$90.70
DM.1.11	A3 sheet		\$60.95	F	X	\$62.15
DM.1.12	A4 sheet		\$55.00	F	X	\$56.10
DM.1.13	Sale of Tender Documents					
DM.1.14	Sale of Tender Documents (printing, paper, expertise, overheads)	At cost	POA	F	Y	POA
ROAD NAMING - NEW ROAD						
DM.2	Road Naming Application Fee	Naming of newly created Public and Private Roads - The Fee is for up to and including 5 roads (road names) per application within the one site. More than 5 road names will be priced in multiple blocks of 5 road names. The Fee excludes the sign and erection of the sign.	\$875.00	F	X	\$895.00
PARKS AND RECREATION - HAWKESBURY SPORTS COUNCIL						
PLAYER FEE						
SC.1	Registered Player Fee	Per player	\$7.40	E	Y	\$7.40
GROUND AND FACILITY FEES						
SC.2	Basic Ground booking fee	Per field Per discipline season	\$795.00	E	Y	\$822.00
SC.3	Casual Ground Hire	Full day	\$215.00	E	Y	\$222.00
BENSONS SPORTS FIELDS						
SC.4	Casual Turf Wicket Hire	Not including preparation fee	\$395.00	E	Y	\$408.00
SC.5	Casual Turf Wicket Preparation Fee		\$235.00	E	Y	\$243.00
SC.6	Casual Synthetic Wicket Hire		\$215.00	E	Y	\$222.00
SC.7	Casual Bensons Other Ground Hire		\$215.00	E	Y	\$222.00

Index	Fee Description	Conditions	2021/22 Fees (GST Incl)	Pricing Policy	GST	2022/23 Fees (GST Incl)
OWEN EARLE OVAL						
SC.8	Owen Earle Oval	Not including preparation fee	\$513.00	E	Y	\$530.00
SC.9	Owen Earle Turf Wicket Preparation		\$275.00	E	Y	\$284.35
CANTEEN HIRE FEES						
SC.10	Per discipline season		\$408.00	E	Y	\$408.00
SC.11	Casual Hire	Per day Plus Fee SC.12	\$170.00	E	Y	\$170.00
SC.12	Casual Hire - Refundable deposit		\$125.00	E	X	\$125.00
CALL OUT FEES						
SC.13	After hours call out fee for failing to secure buildings or turn off lights		\$163.00	E	Y	\$163.00
FLOODLIGHTING/ELECTRICITY CHARGES						
SC.14	Casual hire	Per hour	\$53.00	E	Y	\$53.00
SC.14.1	1 night	Per week, Per season	\$293.00	E	Y	\$293.00
SC.14.2	2 nights	Per week, Per season	\$575.00	E	Y	\$575.00
SC.14.3	3 nights	Per week, Per season	\$657.00	E	Y	\$657.00
SC.14.4	4 nights	Per week, Per season	\$881.00	E	Y	\$881.00
SC.14.5	5 nights	Per week, Per season	\$1,095.00	E	Y	\$1,095.00
SC.14.6	6 nights	Per week, Per season	\$1,357.00	E	Y	\$1,357.00
SC.14.7	7 nights	Per week, Per season	\$1,564.00	E	Y	\$1,564.00
KEYS						
SC.15	Refundable key deposit	Per key	\$25.00	E	X	\$25.00
SC.16	Replacement keys		\$25.00	E	Y	\$25.00
Each user is required to pay \$25 per key per season. The deposit will be refunded upon the return of the key at the completion of the season						
To assist in the ground & facility security, every effort will be made to limit the number of keys issued to each ground user. Users are required to return keys at the end of each season						
Additional or replacement keys, over and above the original key, will only be granted upon written application from the club, justifying why the key is required						
Associations using various fields must arrange for access to grounds through the home team of each particular ground						
SECURITY/CLEANING BOND/ADMINISTRATION FEE						
SC.17	Casual bookings refundable security deposit					
SC.17.1	Small Events		\$266.00	E	X	\$275.00
SC.17.2	Large Events		\$1,094.00	E	X	\$1,131.00
SC.18	Casual Administration fee		\$164.00	E	Y	\$170.00

Index	Fee Description	Conditions	2021/22 Fees (GST Incl)	Pricing Policy	GST	2022/23 Fees (GST Incl)
TENNIS AND NETBALL COURT HIRE						
SC.19	North Richmond Tennis Courts					
SC.19.1	Permanent Bookings					
SC.19.2	Per night hour		\$21.00	E	Y	\$21.50
SC.19.3	Per day hour		\$12.50	E	Y	\$13.00
SC.19.4	Casual Bookings					
SC.19.5	Per night hour		\$104.00	E	Y	\$105.50
SC.19.6	Per day hour		\$40.00	E	Y	\$40.55
SCHOOL HIRERS						
SC.20	Primary School	Per field, Per school year	\$450.00	E	Y	\$465.00
SC.21	High School	Per field, Per school year	\$665.00	E	Y	\$687.00
SC.22	Tennis Courts	Per court, Per school year	\$153.00	E	Y	\$158.00
SC.23	Netball Courts	Per court, Per school year	\$153.00	E	Y	\$158.00
SC.24	Primary School Sports Association (P.S.S.A.)	Per competitor, Per sport	\$3.90	E	Y	\$3.90
SC.25	School carnival and/or school event hire - Primary School	Per day	\$176.00	E	Y	\$182.00
SC.26	School carnival and/or school event hire - High School	Per day	\$235.00	E	Y	\$242.00
EVENT BIN HIRE						
SC.27	Supply, Hire & Emptying of Bins	Per bin, Per day	\$27.00	E	Y	\$27.00
COMMERCIAL ORGANISATIONS – HIRE FEES						
SC.28	Commercial hire fees for organisations	Charged at the above rates Plus 25% commercial levy	POA	E	Y	POA
WET WEATHER TRAINING FACILITY						
SC.29	Large area - day hire (no floodlighting)	Per hour	\$41.00	E	Y	\$41.00
SC.30	Small area - day hire (no floodlighting)	Per hour	\$20.50	E	Y	\$20.50
SC.31	Large area - night hire with floodlighting	Per hour	\$102.50	E	Y	\$102.50
SC.32	Small area - night hire with floodlighting	Per hour	\$51.50	E	Y	\$51.50
PARKS AND RECREATION – MCMAHONS PARK						
PLAYER FEE						
MP.1	Registered Player Fee	Per player	\$7.40	E	Y	\$7.40
GROUND AND FACILITY FEES						
MP.2	Basic Ground booking fee					
MP.2.1	Sports Oval per discipline season		\$795.00	E	Y	\$822.00
MP.2.2	Community Groups – per discipline season	Community groups, personal trainers, fitness groups etc Season is considered to be 6 months Does not include hire of lights	\$310.00	E	Y	\$315.00

Index	Fee Description	Conditions	2021/22 Fees (GST Incl)	Pricing Policy	GST	2022/23 Fees (GST Incl)
MP.3	Casual Ground Hire					
MP.3.1	Full day		\$215.00	E	Y	\$222.00
MP.4	Canteen Hire					
MP.4.1	Per Discipline/Season		\$292.00	E	Y	\$297.00
MP.4.2	Per day		\$170.00	E	Y	\$170.00
FLOODLIGHTING/ELECTRICITY CHARGES						
MP.5	Casual hire	Per hour	\$53.00	E	Y	\$53.00
MP.6	1 night	Per week, per season	\$293.00	E	Y	\$293.00
MP.7	2 nights	Per week, per season	\$575.00	E	Y	\$575.00
MP.8	3 nights	Per week, per season	\$657.00	E	Y	\$657.00
MP.9	4 nights	Per week, per season	\$881.00	E	Y	\$881.00
MP.10	5 nights	Per week, per season	\$1,095.00	E	Y	\$1,095.00
KEYS						
MP.11	Refundable deposit	Per key	\$50.00	E	X	\$50.00
CALL OUTS						
MP.12	Failing to switch off floodlighting		\$163.00	E	Y	\$163.00
MP.13	Failing to secure Canteen/Hall building		\$163.00	E	Y	\$163.00
SECURITY/CLEANING BOND						
MP.14	Casual Bookings refundable security deposit	Minimum charge				
MP.14.1	Small Events		\$266.00	E	X	\$275.00
MP.14.2	Large Events		\$1,094.00	E	X	\$1,131.00
SCHOOL ATHLETICS CARNIVALS						
MP.15	Ground hire	Includes limited range of sporting equipment. Must be returned in the same condition	\$144.00	E	Y	\$146.00
MP.16	Canteen/Hall hire		\$76.00	E	Y	\$77.00
MP.17	Ground marking		\$91.00	E	Y	\$93.00
PARKS AND RECREATION – HAWKESBURY LEISURE CENTRE						
AQUATICS						
LC.1	General					
LC.1.1	Adult		\$6.40	E	Y	\$6.50
LC.1.2	Child		\$4.60	E	Y	\$4.70
LC.1.3	Concession		\$4.60	E	Y	\$4.70
LC.1.4	Family		\$20.90	E	Y	\$20.00
LC.1.5	Spectators		\$2.30	E	Y	\$2.40
LC.2	Vouchers	10 visit passes				
LC.2.1	Adult		\$55.00	E	Y	\$56.00
LC.2.2	Child		\$39.80	E	Y	\$40.50

Index	Fee Description	Conditions	2021/22 Fees (GST Incl)	Pricing Policy	GST	2022/23 Fees (GST Incl)
LC.2.3	Pensioner		\$39.80	E	Y	\$40.50
LC.3	Spa, Sauna, Steamroom	Including swim				
LC.3.1	Casual		\$10.20	E	Y	\$10.40
LC.3.2	Concession		\$6.90	E	Y	\$7.00
LC.3.3	After activity spa		\$8.70	E	Y	\$8.90
LC.4	10 visit spa					
LC.4.1	Casual		\$88.70	E	Y	\$90.20
LC.4.2	Concession		\$61.20	E	Y	\$62.30
LC.5	Birthday parties	Rate per catered person, Plus Fee LC.7	\$30.00	E	Y	\$30.50
LC.6	Birthday parties - Non-catered person	Rate per non-catered person, Plus Fee LC.7	\$20.00	E	Y	\$20.40
LC.7	Birthday parties where number of children exceeds 14	Flat rate	\$75.00	E	Y	\$76.30
LC.8	Fun Days	Range from \$6.50 - \$10.00, based on type of activity	POA	E	Y	POA
LC.9	Aquatic Facility Hire					
LC.9.1	Carnivals					
LC.9.2	Pool hire - 50 metre pool	Per hour	\$48.00	E	Y	\$49.00
LC.9.3	Pool hire - 25 metre pool	Per hour	\$41.70	E	Y	\$42.50
LC.9.4	Student		\$4.20	E	Y	\$4.30
LC.9.5	Lifeguard Hire	Per Lifeguard		E	Y	\$105.00
LC.9.6	Hire of Portaloos	Per Carnival or School Group Subject to availability		E	Y	\$250.00
LC.9.7	Facilities					
LC.9.8	Inflatable	Per 30 minutes Minimum 1 hour booking	\$61.20	E	Y	\$62.30
LC.9.9	Water Slide	Per 30 minutes Minimum 1 hour booking	\$40.80	E	Y	\$41.50
LC.9.10	Lagoon	Per hour	\$35.70	E	Y	\$36.30
LC.9.11	Crèche Hire	Per hour	\$66.30	E	Y	\$67.50
LC.9.12	Aerobics room hire	Per hour	\$66.30	E	Y	\$67.50
LC.9.13	Lane Hire					
LC.9.14	Lane hire 25m	Per hour	\$41.70	E	Y	\$42.40
LC.9.15	Lane hire 50m	Per hour	\$48.00	E	Y	\$49.00
LC.10	Learn to Swim Lessons	Personal Aquatic Survival Skills				
LC.10.1	Infants		\$17.50	E	F	\$18.50
LC.10.2	Pre School and School Age		\$17.50	E	F	\$18.50
LC.10.3	Private Swimming Lesson	30 minutes	\$51.00	E	F	\$52.00
LC.10.4	School lesson Swim		\$8.20	E	F	\$8.40
LC.10.5	Holiday Program	5 lessons a week	\$81.60	E	F	\$83.00
LC.10.6	Swimability	Private one on one lesson Per lesson		E	F	\$22.00

Index	Fee Description	Conditions	2021/22 Fees (GST Inc)	Pricing Policy	GST	2022/23 Fees (GST Inc)
LC.11	Squad	Including Swimwest squad participants Swimwest to provide coaching				
LC.11.1	Gold/Silver PLUS Squad Swim Pass	3 monthly pass	\$382.50	E	Y	\$390.00
LC.11.2	Gold/Silver PLUS Squad Swim Pass	Per fortnight, by direct debit	\$56.10	E	Y	\$57.00
LC.11.3	Bronze Squad Swim Pass	3 monthly pass	\$393.70	E	Y	\$400.00
LC.11.4	Bronze Squad Swim Pass	Per fortnight, by direct debit	\$42.80	E	Y	\$43.50
LC.11.5	Mini Squad Swim Pass	3 monthly pass	\$250.00	E	Y	\$255.00
LC.11.6	Mini Squad Swim Pass	Per fortnight, by direct debit	\$36.70	E	Y	\$37.40
LC.11.7	Casual Squads		\$16.30	E	Y	\$16.60
LC.11.8	Silver Squad ONLY Swim Pass	3 monthly pass	\$333.50	E	Y	\$340.00
LC.11.9	Silver Squad ONLY Swim Pass	Per fortnight, by direct debit	\$50.00	E	Y	\$50.90
LC.12	Pool Membership	Includes spa and sauna				
LC.12.1	12 Months	Single upfront membership	\$591.50	E	Y	\$600.00
LC.12.2	Single	Per fortnight, by direct debit	\$26.50	E	Y	\$27.00
LC.13	Water Polo					
LC.13.1	Water Polo Registration	Per season	\$85.00	E	Y	\$86.50
LC.13.2	Water Polo Game Fee	Weekly game/entry fee	\$4.60	E	Y	\$4.70
LC.13.3	Flipper Ball Registration	Per season	\$56.00	E	Y	\$57.00
HEALTH AND FITNESS MEMBERSHIP						
LC.14	Membership					
LC.14.1	12 months - New		\$1,017.00	E	Y	\$1,035.00
LC.14.2	12 months Renewal	Paid in full	\$894.00	E	Y	\$910.00
LC.14.3	12 months - Off Peak		\$765.00	E	Y	\$780.00
LC.14.4	Student Membership	Per fortnight, by direct debit Student verification required eg. Student Card	\$32.50	E	Y	\$33.00
LC.14.5	Easy pay - 12 month minimum term	Per fortnight, by direct debit	\$35.70	E	Y	\$36.40
LC.14.6	Easy pay - Peak	Per fortnight, by direct debit	\$42.50	E	Y	\$43.20
LC.14.7	Easy Pay - Off Peak	Per fortnight, by direct debit	\$32.50	E	Y	\$33.00
LC.14.8	PrYme Adults - per fortnight		\$26.50	E	Y	\$27.00
LC.14.9	PrYme Adults - per 6 months		\$300.00	E	Y	\$305.00
LC.14.10	PrYme - Casual		\$7.60	E	Y	\$7.70
LC.14.11	Joining Fee		\$83.40	E	Y	\$85.00
LC.14.12	Rehabilitation - 3 months		\$418.20	E	Y	\$425.00
LC.14.13	Corporate membership		\$771.00	E	Y	\$785.00
LC.14.14	Corporate membership (fortnight by direct debit)		\$32.50	E	Y	\$33.00
LC.14.15	Aqua-aerobics		\$12.20	E	Y	\$12.40
LC.14.16	Teen Gym Membership	Per fortnight	\$25.50	E	Y	\$26.00
LC.14.17	Personal training - Per Hour		\$71.40	E	Y	\$73.00
LC.14.18	Personal training - Per Hour (direct debit)		\$66.00	E	Y	\$67.00
LC.14.19	Personal training - 10 visit pack	Hourly sessions	\$600.00	E	Y	\$610.00

Index	Fee Description	Conditions	2021/22 Fees (GST Incl)	Pricing Policy	GST	2022/23 Fees (GST Incl)
LC.14.20	PT Starter Pack	3 one hour sessions First time users only	\$190.00	E	Y	\$193.00
LC.14.21	Body Composition Scan		\$40.00	E	Y	\$40.00
LC.15	Casual					
LC.15.1	Casual gym	Includes swim	\$20.00	E	Y	\$20.50
LC.15.2	Casual aerobics	Includes swim	\$20.00	E	Y	\$20.50
LC.15.3	Boot Camp	6 Weeks, 3 hourly sessions per week	\$160.00	E	Y	\$163.00
LC.15.4	Casual Kids Boot Camp	Hourly session Children aged between 5 and 11 years	\$10.50	E	Y	\$10.70
LC.16	Crèche					
LC.16.1	Crèche (member)	Per hour	\$3.00	E	Y	\$3.10
LC.16.2	Crèche (non member)	Per hour	\$5.00	E	Y	\$5.10
LC.16.3	Multi-Visit Pass	20 visits	\$50.00	E	Y	\$51.00
PARKS AND RECREATION – RECREATION						
PARK BOOKINGS						
PR.1	Non Exclusive use events					
PR.1.1	Administration/Booking Fee					
PR.1.2	Events in Parks	Included but not limited to the following activities: Weddings, Events, Parties, Large gatherings, Markets or Activities involving temporary structures				
PR.1.3	Small to Medium Events	Up to 200 people Excluding War Memorial Events	\$93.30	P	Y	\$95.20
PR.1.4	Large Events	Over 200 people	\$118.50	F	Y	\$120.85
PR.1.5	Personal trainers/Boot camps	Per season Summer (September – March), Winter (April – August)	\$846.00	F	Y	\$862.90
PR.1.6	Personal trainers/Boot camps/Other Commercial users	Casual hourly rate	\$27.00	F	Y	\$27.55
PR.1.7	Wedding at McQuade Park	Per hour (Maximum 2 hours) Includes Booking Fee	\$127.50	F	Y	\$130.05
PR.1.8	Refundable Bond					
PR.1.9	Sporting/Community event	Minimum fee	\$200.00	P	X	\$200.00
PR.1.10	Corporate/Business event	Minimum fee	\$1,000.00	P	X	\$1,000.00
PR.2	Exclusive use events	Exclusive use is where the activity/event takes over the whole or part of a park and restricts usage to that area				
PR.2.1	Administration/Booking Fee					
PR.2.2	Community organisation event (not for profit)	Where the event is no more than 3 consecutive days				
PR.2.3	Set up – Prior to Event	Per day	\$357.00	P	Y	\$364.15
PR.2.4	Event days	Per day	\$938.40	P	Y	\$957.15
PR.2.5	Removal/Clean up – Post Event	Per day	\$357.00	P	Y	\$364.15

Index	Fee Description	Conditions	2021/22 Fees (GST Incl)	Pricing Policy	GST	2022/23 Fees (GST Incl)
PR.2.6	Corporate/Business organisation event	Where the event is no more than 3 consecutive days				
PR.2.7	Set up - Prior to Event	Per day	\$612.00	F	Y	\$624.25
PR.2.8	Event days	Per day	\$1,224.00	F	Y	\$1,248.50
PR.2.9	Removal/Clean up - Post Event	Per day	\$612.00	F	Y	\$624.25
PR.2.10	Community/Corporate/Business organisation event	Where the event is more than 3 consecutive days	POA	F	Y	POA
	Exclusive use events For areas less than 1000m2 or less than 40% of the park, a reduced fee of 50% applies					
PR.2.11	Refundable Bond					
PR.2.12	Sporting/Community event	Minimum fee	\$200.00	P	X	\$200.00
PR.2.13	Corporate/business event	Minimum fee	\$1,000.00	P	X	\$1,000.00
PR.3	Events Services					
PR.3.1	Electricity					
PR.3.2	Corporate/business organisation	Per day	\$107.10	P	Y	\$109.25
PR.3.3	Garbage Service					
PR.3.4	Delivery & Pick-up of bins	For Events held in Council owned parks only				
PR.3.5	1 to 10 bins		\$398.00	F	Y	\$405.95
PR.3.6	11 to 25 bins		\$796.00	F	Y	\$811.90
PR.3.7	Emptying Fee	Per bin	\$19.00	F	Y	\$19.40
PR.3.8	Replacement bin due to vandalism or theft		\$116.00	F	Y	\$118.30
PR.3.9	Toilet cleaning	Prior to event	\$97.00	P	Y	\$98.95
PR.4	Casual Use of Parks and Reserves					
PR.4.1	Park Access					
PR.4.2	Establishment fee for use of parks as compounds by Contractors		\$280.50	F	X	\$286.10
PR.4.3	Rental per week for compound site	Per m ²	\$1.33	F	X	\$1.35
PR.4.4	Parks access administration fee		\$93.26	F	X	\$95.15
PR.4.5	Use of Parks and Reserves by Hot Air Balloons					
PR.4.6	Annual administration booking fee		\$93.28	P	Y	\$95.15
PR.4.7	Fee per launch, landing or tether	For annual bookings	\$29.58	R	Y	\$30.15
PR.4.8	Casual hire fee	Per launch, landing or tether	\$128.52	R	Y	\$131.10
PR.4.9	Circuses/Fairs/Carnivals and other similar size events					
PR.4.10	Set up/Removal/Non-Show days	Per day	\$612.00	F	Y	\$624.25
PR.4.11	Show days		\$1,224.00	F	Y	\$1,248.50
PR.4.12	Markets and Fetes (Excluding Windsor Mall)	Rate per day				
PR.4.13	Application Fee - Community		\$112.20	F	Y	\$114.45
PR.4.14	Application Fee - Commercial		\$552.84	F	Y	\$563.90
PR.4.15	Commercial Markets - Richmond Park	Per day within designated area	\$647.00	F	Y	\$659.95
PR.4.16	Other Markets		POA	F	Y	POA

Index	Fee Description	Conditions	2021/22 Fees (GST Incl)	Pricing Policy	GST	2022/23 Fees (GST Incl)
PR.4.17	Use of park to access private property for building/landscape works					
PR.4.18	Administration fee		\$93.30	P	X	\$95.15
PR.4.19	Inspection fee		\$137.70	F	X	\$140.45
PR.4.20	Refundable Bond	Minimum	\$2,000.00	P	X	\$2,000.00
PR.5	Use of park by Registered Food Vans					
PR.5.1	Registered Food Van	Per van, per day	POA	F	Y	POA
PR.5.2	Registered Food Van	Per van, for a 6 month period at a fixed location	POA	F	Y	POA
CAMPING FEES – UPPER COLO						
PR.6	Fee per person per night	Prepaid				
PR.6.1	Adult/Child over 5 years	Children aged 17 years and under must be supervised by an adult 18 years and above	\$13.00	F	Y	\$13.00
PR.6.2	Children under 5 years of age		Free	N		Free
PR.6.3	Family	2 adults and 2 children – children aged between 5 and 12 years	\$39.00	P	Y	\$39.00
PR.6.4	Group	"Per person Minimum 50 people"	POA	F	Y	POA
PR.6.5	Cancellation Fee – More than 7 days prior to arrival	"50% of fee paid Or \$50.00 minimum If the amount paid is less than \$50.00, whole payment will be forfeited"	POA	P	Y	POA
PR.6.6	Cancellation Fee – Within 7 days of arrival	100% of fee paid	POA	P	Y	POA
Campers can cancel and re-book their stay, at no additional charge, provided the booking date is within 6 months of the original reservation						
PR.7	Fee per person per night	Not Prepaid				
PR.7.1	Adult/Child over 5 years	Children aged 17 years and under must be supervised by an adult 18 years and above	\$20.00	R	Y	\$20.00
PR.6.2	Children under 5 years of age		Free	N		Free
TREE PRESERVATION						
PR.8	Street Trees					
PR.8.1	Administration fee for removal of street trees in township	On Council Land	\$93.30	R	X	\$95.15
PR.8.2	Compensation for removal of tree on Council Land	Arising from approved development	\$470.00	F	X	\$479.40
PR.8.3	Permit Application for Tree Removal	Modifications to an application must be lodged as a new application. Permit is issued for a 12 month period – expired permits are subject to a new application, fees apply				
PR.8.4	1 to 3 Trees		\$117.30	F	X	\$119.65
PR.8.5	4 to 6 Trees		\$138.72	F	X	\$141.50
PR.8.6	7 to 10 Trees		\$160.14	F	X	\$163.35
PR.8.7	11 to 20 Trees		\$193.80	F	X	\$197.70
PR.8.8	20 to 25 Trees		\$246.84	F	X	\$251.80

Index	Fee Description	Conditions	2021/22 Fees (GST Incl)	Pricing Policy	GST	2022/23 Fees (GST Incl)
PR.8.9	More than 25 Trees and/or clearing of native vegetation or bushland	This includes the clearing of trees as well as other native vegetation (Not part of a development)	POA	F	X	POA
PR.8.10	Written consent for tree removal	Per hour or part thereof (Min \$141.95)	POA	F	X	POA
CEMETERY FEES						
PR.9	Richmond Lawn Cemetery/Wilberforce Cemetery/Pitt Town Cemetery					
PR.9.1	Plot Fees					
PR.9.2	Burial Plot (a perpetual interment right)	Includes perpetual maintenance	\$4,070.00	F	Y	\$4,151.40
PR.9.3	Surcharge for Non-Residents (new sites)	Does not include plot fee Plus Fee PR.9.2	\$1,785.00	F	Y	\$1,820.70
PR.9.4	Perpetual Maintenance	For plots purchased prior to July 2014	\$960.00	F	Y	\$979.20
PR.9.5	Interment Fee	First or second interment Plus Fee PR.9.6, where applicable	\$1,632.00	F	Y	\$1,664.65
PR.9.6	Interments on weekends/public holidays	Plus Fee PR.9.5	\$675.00	F	Y	\$688.50
PR.9.7	Fixing in concrete of inscribed bronze plaque		\$792.50	F	Y	\$808.35
PR.9.8	Monument/headstone permit	For monumental application for installation and/or repairs for headstone or plaque	\$214.20	F	X	\$218.50
PR.9.9	Associated Fees					
PR.9.10	Transfer of a Burial Licence	\$94.65, Plus Fee PR.9.3, where applicable (where transfer is to a resident outside the Hawkesbury LGA)	POA	F	Y	POA
PR.9.11	Administration fee for relinquishing/reversing purchase of cemetery plots/niches	10% of plot cost	POA	F	Y	POA
PR.9.12	Placement of War Office plaque at Richmond Lawn Cemetery		\$165.00	F	Y	\$168.30
PR.9.13	Administration fee - Exhumation of remains		\$140.00	F	Y	\$142.80
PR.9.14	Exhumation of remains	As per Contractors' charges Plus Fee PR.9.13	POA	F	Y	POA
PR.9.15	Columbarium Walls/Rose Garden/Magnolia Garden/Burial Plots					
PR.9.16	Niche in Columbarium, Magnolia Garden, Rose Garden or Burial Plot (including interment right)	Maximum of 2 ashes in a burial plot	\$670.00	F	Y	\$683.40
PR.9.17	Ashes placed in coffin	Per Urn Maximum of 2 ashes in a burial plot	\$291.00	F	Y	\$296.80
PR.9.18	Interment in the Magnolia Garden	First or second interment	\$334.00	F	Y	\$340.70
PR.9.19	Bronze plaque on sandstone base	Maximum 8 lines	\$454.00	F	Y	\$463.10
PR.9.20	Double bronze plaque (135mm x 270mm)			F	Y	\$600.00
PR.9.21	Insignias and photographs		POA	F	Y	POA
PR.9.22	Niche in Columbarium - new Wilberforce Wall	New sandstone niche	\$375.00	F	Y	\$382.50
PR.9.23	Interment into niche wall and sealing - new Wilberforce Wall	Includes interment and securing of new plaque	\$334.00	F	Y	\$340.70
PR.9.24	Bronze plaque to niche wall - new Wilberforce Wall	Maximum 8 lines	\$793.00	F	Y	\$808.85
PR.9.25	Probe of Grave	All cemeteries	\$537.00	F	X	\$547.75

Index	Fee Description	Conditions	2021/22 Fees (GST Incl)	Pricing Policy	GST	2022/23 Fees (GST Incl)
PR.9.26	Repair of Monumental Graves	All cemeteries Plus Fee PR.9.25	POA	F	X	POA
PR.10	Lower Portland Cemetery					
PR.10.1	Plot Fees					
PR.10.2	Single Plot		\$975.00	E	Y	\$995.00
PR.10.3	Single Niche		\$590.00	E	Y	\$610.00
PR.10.4	Interment Fees					
PR.10.5	Interment Fee		\$130.00	E	Y	\$150.00
PR.11	St Albans Cemetery					
PR.11.1	Plot Fees					
PR.11.2	Single Plot - Resident		POA	E	Y	POA
PR.11.3	Single Plot - Non Resident		\$4,500.00	E	Y	\$4,500.00
PR.11.4	Interment Fees					
PR.11.5	Interment - Resident		POA	E	Y	POA
PR.11.6	Interment - Non Resident		\$1,500.00	E	Y	\$1,500.00
PR.11.7	Installation of a brass plaque and sandstone base		\$500.00	E	Y	\$500.00
MISCELLANEOUS						
PR.12	Banners					
PR.12.1	Application Fee	Per banner Covers a period of 2 weeks	\$26.50	P	X	\$27.00
PR.12.2	Removal of overdue banner		\$141.00	F	X	\$143.80
PR.12.3	Refundable key bond		\$31.00	P	X	\$31.60
PR.12.4	Late return of key		\$15.30	P	X	\$15.60
PR.13	Community Nursery					
If a Pre grow or forward order is cancelled, Council will endeavour to on-sell any stock that is commonly grown and held by the Nursery. Where Council is unable to do this, the client will be charged 100% of the quoted price						
PR.13.1	Hiko cells					
PR.13.2	1 to 40	Each	\$1.25	P	Y	\$1.30
PR.13.3	Tubestock					
PR.13.4	Tubestock - Approx 50mm x 50mm x 120mm - 1 to 20	Each	\$2.45	P	Y	\$2.50
PR.13.5	Tubestock - Approx 50mm x 50mm x 120mm - 21 or more	Each	\$1.90	P	Y	\$1.95
PR.13.6	Tubestock - Approx 50mm x 50mm x 120mm - 1000 or more	Each	\$1.75	P	Y	\$1.80
PR.13.7	Tubestock - 50mm x 50mm x 120mm	End of line or overgrown stock	POA	P	Y	POA
PR.13.8	Tubestock - 50mm x 50mm x 120mm	Sale of stock at Community Events	POA	P	Y	POA
PR.13.9	Super Tube - Approx 65mm x 65mm x 160mm		POA	P	Y	POA
PR.13.10	Long stem- Approx 50mm x 50mm x 120mm		POA	P	Y	POA
PR.13.11	2" Pot - 1 to 20	Each	\$1.30	P	Y	\$1.40

Index	Fee Description	Conditions	2021/22 Fees (GST Incl)	Pricing Policy	GST	2022/23 Fees (GST Incl)
PR.13.12	6" Pot	Each	\$7.50	P	Y	\$7.70
PR.13.13	8" Pot	Each	\$9.90	P	Y	\$10.10
PR.13.14	12" Pot	Each	\$35.00	P	Y	\$37.00
PR.13.15	Tube return	Return 30 undamaged tubes to receive 1 free plant	Free	N		Free
PR.13.16	Tray Deposits		\$3.80	P	X	\$3.90
PR.13.17	Grow cells					
PR.13.18	Small grow cells - Approx 20mm x 20mm x 20mm	Each	\$0.30	P	Y	POA
PR.13.19	Large grow cells - Approx 30mm x 30mm x 30mm	Each	\$0.50	P	Y	POA
PR.13.20	Planting Accessories					
PR.13.21	Bamboo canes 11-13mm x 750mm	Each	\$0.35	F	Y	\$0.35
PR.13.22	Frost bag tree sleeves 450mm x 350mm	Each	\$0.60	F	Y	\$0.70
PR.13.23	Delivery for plants or planting accessories	Price per courier Plus 10% administration fee	POA	F	Y	POA
PR.13.24	Plant or Tree Bioguard	435mm, 16mm diameter	\$0.90	F	Y	\$0.95
PR.13.25	Hardwood stakes	11mm x 38mm x 750mm	\$0.90	F	Y	\$0.95
PR.13.26	Contract Growing	Payment required in stages - Stage 1 - 30% of total cost Stage 2 - 30% of total cost Stage 3 - remaining 40% of total cost	POA	F	Y	POA
PR.13.27	Holding Fee	After 30 days, uncollected purchases will incur an additional charge of 10% of the total cost of the original order, Per month, until collected	POA	F	Y	POA
PR.14	Film and Television					
PR.14.1	Filming Application	Fees on application as per Local Government Filming Protocol Education facilities/students are exempt	POA	E	X	POA
PR.14.2	Filming Inspection	Fees on application as per Local Government Filming Protocol	POA	E	X	POA
PR.15	Opening of Gates					
PR.15.1	Minimum charge	Cost of staff/contractors to open the gates	\$204.00	F	Y	\$208.00
PR.16	Sale of Tender Documents					
PR.16.1	Sale of Tender documents (printing, paper, expertise, overheads)		POA	P	Y	POA
PR.17	Stage Hire					
PR.17.1	Community Events		\$454.00	P	Y	\$463.10
PR.17.2	Private/Business Events		\$648.00	F	Y	\$660.00
PR.17.3	Skate Ramp Hire		POA	F	Y	\$95.00
PR.18	Supply of Keys					
PR.18.1	Supply of keys to Community Groups and Sports Bodies		\$36.00	F	Y	\$36.70
PR.18.2	Bond - Refundable deposit for keys on loan		\$40.00	P	X	\$40.00

Index	Fee Description	Conditions	2021/22 Fees (GST Incl)	Pricing Policy	GST	2022/23 Fees (GST Incl)
RICHMOND POOL						
PR.18	Admission Charges					
PR.19.1	Adults		\$5.10	P	Y	\$5.20
PR.19.2	Pensioners, seniors, children & students		\$3.90	P	Y	\$4.00
PR.19.3	Accompanying parents/carers		\$1.00	P	Y	\$1.00
PR.19.4	School Accredited Learn to Swim Programs		\$2.35	P	Y	\$2.40
PR.19.5	Family - 2 adults and 3 children	Additional children incur entry charge	\$18.00	P	Y	\$18.40
PR.19.6	Exclusive use of the pool - Half day	On approval	POA	P	Y	POA
PR.19.7	Exclusive use of the pool - Full day	On approval	POA	P	Y	POA
PR.19	Entry Card	20 passes				
PR.20.1	Adult		\$71.40	P	Y	\$72.80
PR.20.2	Child/Concession		\$54.60	P	Y	\$56.00
PR.21	Carnivals	Including school carnivals				
PR.21.1	Half Day Carnival		\$199.00	P	Y	\$203.00
PR.21.2	Full Day Carnival		\$295.00	P	Y	\$301.00
PR.22	Learn to Swim					
PR.22.1	Learn to Swim class					
PR.22.2	Learn to Swim class	Per person	\$12.90	P	F	\$13.20
PR.22.3	Private Learn to Swim Lesson		\$38.70	P	F	\$39.50
PR.22.4	Family Learn to Swim class	When full school term or full 2 week intensive program (minimum 9) are purchased, the 2nd child and subsequent children in the family receive \$10.00 off the full term/intensive fee	POA	P	F	POA
PR.22.5	Lane Hire	Per hour	\$31.50	P	Y	\$32.15
PR.22.6	Staying Active Group Fitness	Per person	\$7.90	P	Y	\$8.00
PR.22.7	Staying Active Group Fitness - 10 pass		\$66.00	P	Y	\$67.30
PR.22.8	School survival class	Per child (Minimum 50 children)	\$8.00	P	F	\$8.15
PR.23	Season pass					
PR.23.1	Adult		\$285.00	P	Y	\$290.70
PR.23.2	Child		\$205.00	P	Y	\$209.10
PR.23.3	Platinum Family Entry Pass	Unlimited family entry for the Summer season including RSC Squads and limited Learn to Swim bookings	\$1,040.00	P	Y	\$1,060.80
PR.24	Squad Training					
PR.24.1	Casual visit		\$12.90	P	Y	\$13.15
PR.24.2	10 visit Squad pass	10 visits (RSC Squads) to be used throughout Summer season	\$90.30	P	Y	\$92.10
PR.24.3	Monthly Squad pass	Unlimited Squad swim entry (RSC Squads) for calendar month	\$103.20	P	Y	\$105.25
PR.24.4	Season Squad pass (Individual)		\$412.80	P	Y	\$421.05
PR.25	Birthday Parties/Functions					
PR.25.1	Hire of Club Room		POA	P	Y	POA

Index	Fee Description	Conditions	2021/22 Fees (GST Incl)	Pricing Policy	GST	2022/23 Fees (GST Incl)
TENNIS COURT HIRE						
PR.26	Non Commercial Hire for the following tennis courts	Blaxland Ridge, Colo Heights, Freeman's Reach, Maraylya, Pitt Town, St Albans & Windsor (McQuade Park)				
PR.26.1	Day Hire	Per court per hour, or part thereof	\$10.00	P	Y	\$10.00
PR.26.2	Night Hire	Per court per hour, or part thereof	\$13.00	P	Y	\$13.00
PR.26.3	Club Members/Regular Users	Minimum 10 consecutive bookings (For use on any of Council's courts)	POA	P	Y	POA
PR.26.4	Commercial Hire for tennis courts	Charged at the above rates plus 25% commercial levy	POA	P	Y	POA
BOWEN MOUNTAIN PARK HALL						
PR.27	Bowen Mountain Park Hall hire					
PR.27.1	Day/Night Hire		\$100.00	E	Y	\$100.00
PR.27.3	Hire - per hour	Kitchen not being used	\$25.00	E	Y	\$25.00
PR.27.4	Refundable Bond		\$100.00	E	X	\$100.00
WASTE MANAGEMENT – SEWER AND WASTE						
COUNCIL SEWER CATCHMENTS AREA CHARGES						
WM.1	Developers Charges S.64					
WM.1.1	Residential					
WM.1.2	Contribution for Pump Station carrier main and amplification of reticulation system	Per Lot Or as per adopted S64 Plan, indexed accordingly	POA	F	X	POA
WM.1.3	Contribution for treatment works	Per Lot Or as per adopted S64 Plan, indexed accordingly	POA	F	X	POA
WM.1.4	Industrial					
WM.1.5	Mulgrave	Per gross Ha Or as per Adopted S64 Plan, indexed accordingly	POA	F	X	POA
WM.1.6	Fairey Road	Per gross Ha Or as per Adopted S64 Plan, indexed accordingly	POA	F	X	POA
WM.1.7	Properties in serviced areas not previously subject to contribution	Per gross Ha Or as per Adopted S64 Plan, indexed accordingly	POA	F	X	POA
WM.1.8	Additional lots created on other services areas	Per gross Ha Or as per Adopted S64 Plan, indexed accordingly	POA	F	X	POA
WM.1.9	Commercial (floor area)	Per square metre for additional development Or as per Adopted S64 Plan, indexed accordingly	POA	F	X	POA
WM.1.10	Residential Flat Buildings					
WM.1.11	Strata & Torrens					
WM.1.11	1 Bedroom	No charge for first residential flat Per additional flat Or as per Adopted S64 Plan, indexed accordingly, one third of (Fee WM.1.2 plus Fee WM.1.3)	POA	F	X	POA

Index	Fee Description	Conditions	2021/22 Fees (GST Incl)	Pricing Policy	GST	2022/23 Fees (GST Incl)
WM.1.12	2 Bedroom	No charge for first residential flat Per additional flat Or as per Adopted S64 Plan, indexed accordingly, two thirds of (Fee WM.1.2 plus Fee WM.1.3)	POA	F	X	POA
WM.1.13	3 Bedroom	No charge for first residential flat Per additional flat Or as per Adopted S64 Plan, indexed accordingly, equal to (Fee WM.1.2 plus Fee WM.1.3)	POA	F	X	POA
WM.1.14	Duplex/Villas (Strata/Torrens Title)	Per Duplex/Villa Or as per Adopted S64 Plan, indexed accordingly	POA	F	X	POA
WM.1.15	Examination of Plans and Specifications including inspections	Pursuant to Section 307 Compliance Certificate				
WM.1.16	Lodgement of Section 305 application	50% of minimum charge, as per Fee WM.1.17	\$146.17	F	X	\$146.17
WM.1.17	Assessment for Construction Certificate (Section 305 application)	Minimum Charge \$292.34 (includes two hours assessment time) Plus \$146.17 per hour Less Fee WM.1.16, where applicable	POA	F	X	POA
WM.1.18	Minor Works (Section 306 application)	Minimum Charge \$438.51 (includes three hours assessment time and one inspection) Plus \$146.17 per hour; Or Fee WM.1.20, whichever is greater	POA	F	X	POA
WM.1.19	Major Works (Section 306 application)	Minimum Charge \$438.51 (includes three hours assessment time and one inspection) Plus \$146.17 per hour; Or Fee WM.1.20, whichever is greater	POA	F	X	POA
WM.1.20	Per linear metre	\$2.84 Per linear metre	POA	F	X	POA
WM.1.21	Additional junctions on same application		\$96.29	F	X	\$96.29
WM.1.22	Special Inspection		\$157.69	F	X	\$157.69
S64 PITT TOWN DEVELOPMENT AREA – SEWERAGE INFRASTRUCTURE						
WM.2	Pump station T – Pitt Town	Per additional allotment as per Adopted S64 Plan, indexed accordingly	POA	F	X	POA
WM.3	Rising Main T – Pitt Town to McGraths Hill	Per additional allotment as per Adopted S64 Plan, indexed accordingly	POA	F	X	POA
WM.4	Fernadell carrier – Pitt Town	Per additional allotment as per Adopted S64 Plan, indexed accordingly	POA	F	X	POA
WM.5	Blighton carrier (option 1) – Pitt Town	Per additional allotment as per Adopted S64 Plan, indexed accordingly	POA	F	X	POA
WM.6	Storage at T – Pitt Town	Per additional allotment as per Adopted S64 Plan, indexed accordingly	POA	F	X	POA
WM.7	Pump Station C – Windsor	Per additional allotment as per Adopted S64 Plan, indexed accordingly	POA	F	X	POA
WM.8	Rising Main C – Windsor to South Windsor	Per additional allotment as per Adopted S64 Plan, indexed accordingly	POA	F	X	POA

Index	Fee Description	Conditions	2021/22 Fees (GST Incl)	Pricing Policy	GST	2022/23 Fees (GST Incl)
WM.9	Storage at Pump Station C – Windsor	Per additional allotment as per Adopted S64 Plan, indexed accordingly	POA	F	X	POA
WM.10	Easements for rising main from Pump Station C to South Windsor	Per additional allotment as per Adopted S64 Plan, indexed accordingly	POA	F	X	POA
WM.11	Replacement of rising main J	Per additional allotment as per Adopted S64 Plan, indexed accordingly	POA	F	X	POA
WM.12	Upgrade to South Windsor STP inlet	Per additional allotment as per Adopted S64 Plan, indexed accordingly	POA	F	X	POA
WM.13	Land dedication for Pump Station T at Pitt Town	Per additional allotment as per Adopted S64 Plan, indexed accordingly	POA	F	X	POA
S64 PITT TOWN DEVELOPMENT AREA – STORMWATER INFRASTRUCTURE						
WM.14	Bona Vista & Fernadell Precincts – Preliminary Studies /Plans, Land acquisition, Basin, Overland Flow Path and Wetland Construction	Per development as per Adopted Section 64 Plan, indexed accordingly	POA	F	X	POA
WM.15	Contribution Area 1 – Preliminary investigations and plans, Stormwater infrastructure, Land acquisition and creation of easements	Per m ² as per Adopted Section 64 Plan, indexed accordingly	POA	F	X	POA
WM.16	Contribution Area 2 – Preliminary investigations and plans, Stormwater infrastructure, Land acquisition and creation of easements	Per m ² as per Adopted Section 64 Plan, indexed accordingly	POA	F	X	POA
WM.17	Contribution Area 3 – Preliminary investigations and plans, Stormwater infrastructure, Land acquisition and creation of easements	Per m ² as per Adopted Section 64 Plan, indexed accordingly	POA	F	X	POA
WM.18	Contribution Area 4 – Preliminary investigations and plans, Stormwater infrastructure, Land acquisition and creation of easements	Per m ² as per Adopted Section 64 Plan, indexed accordingly	POA	F	X	POA
WM.19	Contribution Area 5 – Preliminary investigations and plans, Stormwater infrastructure, Land acquisition and creation of easements	Per m ² as per Adopted Section 64 Plan, indexed accordingly	POA	F	X	POA
TRADE WASTE DISPOSAL IN COUNCIL'S SEWERS						
WM.20	Volume discharge, conveyance and treatment	Changes applied in accordance with Adopted Trade Waste Policy				
WM.20.1	Trade Waste Excess Volume Charge	Per kilolitre	\$3.52	F	X	\$3.52
WM.21	Treatment charge only					
WM.21.1	Correctional Facility, etc.	Per kilolitre	\$1.76	F	X	\$1.76
WM.22	Mass loading					
WM.22.1	Biochemical Oxygen Demand (BOD)					
WM.22.2	Biochemical Oxygen Demand – Up to 100%	Per kilogram	\$3.90	F	X	\$3.90
WM.22.3	Biochemical Oxygen Demand – Over 100%	Per kilogram	\$7.85	F	X	\$7.85
WM.22.4	Suspended solids					
WM.22.5	Suspended solids – Up to 100%	Per kilogram	\$3.39	F	X	\$3.39
WM.22.6	Suspended solids – Over 100%	Per kilogram	\$6.79	F	X	\$6.79

Index	Fee Description	Conditions	2021/22 Fees (GST Incl)	Pricing Policy	GST	2022/23 Fees (GST Incl)
WM.22.7	Total grease and oil (G & O)					
WM.22.8	Total grease and oil (G & O) - Up to 100%	Per kilogram	\$4.77	F	X	\$4.77
WM.22.9	Total grease and oil (G & O) - Over 100%	Per kilogram	\$9.54	F	X	\$9.54
WM.22.10	Chemical Oxygen Demand (COD)					
WM.22.11	Chemical Oxygen Demand (COD) - Up to 250mg per litre	1/2 100% Standard BOD	Free	N		Free
WM.22.12	Chemical Oxygen Demand (COD) - 251mg to 500mg per litre	100% Standard BOD	Free	N		Free
WM.22.13	Chemical Oxygen Demand (COD) - >500mg per litre	>100% Standard BOD	Free	N		Free
WM.22.14	Total Dissolved Solids (TDS)					
WM.22.15	Total Dissolved Solids (TDS) - Up to 550mg per litre		Free			Free
WM.22.16	Total Dissolved Solids (TDS) - 551mg to 1200mg per litre	100% Standard	Free	F		Free
WM.22.17	Total Dissolved Solids (TDS) - >1200mg per litre	> 100% Standard	Free	F		Free
WM.22.18	pH coefficient (k) for 2022/23 \$ Value/kL for pH outside the approval range is calculated as below: \$/kL = K * [actual pH - approved pH] + 2 [actual pH - approved pH] 0.429	Where pH is outside standard limits, Indexed accordingly	POA	F	X	POA
WM.22.19	Schedule A Charge Groups (mass)					
WM.22.20	Group 1 - 100% standard	Per kilogram	\$4.43	F	X	\$4.43
WM.22.21	Group 1 - Over 100%	Per kilogram	\$8.87	F	X	\$8.87
WM.22.22	Group 2 - 100% standard	Per kilogram	\$89.42	F	X	\$89.42
WM.22.23	Group 2 - Over 100%	Per kilogram	\$178.81	F	X	\$178.81
WM.22.24	Group 3 - 100% standard	Per kilogram	\$223.84	F	X	\$223.84
WM.22.25	Group 3 - Over 100%	Per kilogram	\$447.69	F	X	\$447.69
WM.22.26	Group 4 - 100% standard	Per kilogram	\$447.69	F	X	\$447.69
WM.22.27	Group 4 - Over 100%	Per kilogram	\$895.54	F	X	\$895.54
WM.23	Chemical analysis					
WM.23.1	Reimbursement to Council		POA	F	X	POA
WM.23.2	Sampling Fee		\$131.79	F	X	\$131.79
WM.24	Trade waste application		\$304.54	F	X	\$304.54
WM.25	Inspection fee		\$101.61	F	X	\$101.61
WM.26	Trade Waste Permission Renewal		\$76.64	F	X	\$76.64
WM.27	Trade Waste Formal Agreement Preparation		\$405.09	F	X	\$405.09
WM.28	Additional capacity for commercial customers	As per Trade Waste Agreement (Sum of Fee WM.1.2 and Fee WM.1.3)	POA	F	X	POA
SEWERAGE						
WM.29	Junction Sheets		\$21.57	F	X	\$21.57
SALES						
WM.30	Hay bales	Prices variable - dependent on quality	POA	R	Y	POA
WM.31	Sale of Tender documents (printing, paper, expertise, overheads)		POA	F	Y	POA

Index	Fee Description	Conditions	2021/22 Fees (GST Incl)	Pricing Policy	GST	2022/23 Fees (GST Incl)
WASTE MANAGEMENT FACILITY						
WM.32	Waste Disposal Tipping Fees					
WM.32.1	Recycling Centre Materials	Kerbside type materials	Free	N		Free
WM.32.2	Metal items	Excluding car bodies and gas bottles/tanks	Free	N		Free
WM.32.3	Televisions and Computers	Per Item Product Stewardship Scheme items only	Free	P		Free
WM.32.4	White Goods (Metal)	\$25 flat charge where fridge requires degassing prior to disposal, otherwise cost is free	POA	N	Y	POA
WM.32.5	Mattresses					
WM.32.6	Mattresses - any size		\$35.45	F	Y	\$36.00
WM.32.7	Tyres					
WM.32.8	Tyres - Tyres on Rim/de-rimmed	No heavy vehicle	\$12.00	F	Y	\$13.00
WM.32.9	Truck		\$16.34	F	Y	\$18.00
WM.32.10	Super Single		\$49.05	F	Y	\$51.00
WM.32.11	Tractor/Earthmoving/Grader - Small up to 1m high			F	Y	\$126.00
WM.32.12	Tractor/Earthmoving/Grader - Large 1m to 1.5m high			F	Y	\$236.00
WM.32.13	Tractor/Earthmoving/Grader - Extra Large greater than 1.5m high			F	Y	\$564.00
WM.32.14	Mixed loads containing NO recyclable materials					
WM.32.15	Waste loads less than or equal to 20 kg		\$20.00	F	Y	\$22.00
WM.32.16	Waste loads more than 20 kg (tonnage rate per tonne)	Per tonne (pro rata) Plus Fee WM.32.15	\$318.00	F	Y	\$333.00
WM.32.17	Mixed loads containing recyclable materials/ Difficult to handle or special waste					
WM.32.18	Mixed loads with recyclables / Waste requiring separate/supervised burial, including security burials and commercial animals - Waste loads up to 20 kg	Minimum charge	\$81.00	F	Y	\$87.00
WM.32.19	Mixed loads with recyclables / Waste requiring separate/supervised burial, including security burials and commercial animals - Waste loads more than 20 kg	Per tonne (pro rata) Plus Fee WM 32.18	\$504.00	F	Y	\$542.00
WM.32.20	Load containing Expanded Plastic					
WM.32.21	Load containing Expanded plastic (e.g. polystyrene) & Synthetic Mineral fibre (eg. insulation) - Domestic loads only - when load has > 25% by volume of polystyrene	Per tonne (pro rata) Plus Fee WM 32.18	\$613.00	F	Y	\$659.00
WM.32.22	Animals - Non commercial					
WM.32.23	Large animals - horse, alpaca, cow etc - Up to 60kg	Minimum charge	\$40.00	F	Y	\$43.00
WM.32.24	Large animals - horse, alpaca, cow etc.	Per tonne Plus Fee WM.32.23	\$374.00	F	Y	\$402.00
WM.32.25	Building/Construction/Demolition/Renovation/Timber wastes					
WM.32.26	Waste loads up to 20 kg	Separated and deposited to correct locations Minimum charge	\$20.00	F	Y	\$22.00

Index	Fee Description	Conditions	2021/22 Fees (GST Incl)	Pricing Policy	GST	2022/23 Fees (GST Incl)
WM.32.27	Waste loads more than 20kg (tonnage rate per tonne)	Per tonne Plus Fee WM.32.26	\$523.00	F	Y	\$563.00
WM.32.28	Separated bricks, concrete, terracotta pipes and tiles up to 100kg	Minimum charge (Delivered as separate loads only)	\$43.00	F	Y	\$46.00
WM.32.29	Separated bricks, concrete, terracotta pipes and tiles	Per tonne Plus Fee WM.32.28 (Delivered as separate loads only)	\$202.00	F	Y	\$217.00
WM.32.30 Vegetation						
WM.32.31	Separated 100% vegetation loads free of any contamination	(Excludes palm trees and fronds, bamboo, weeds, root ball and stumps and other non-mulchable garden organics which are charged as per Fee WM.32.16) Per tonne Minimum charge \$10.00	\$210.00	F	Y	\$217.00
WM.32.32 Miscellaneous						
WM.32.33	Reloading fee	For any misrepresented or unacceptable loads that require reloading for removal from the site	\$208.00	F	Y	\$214.00
WM.32.34	Boom gate damage fee	Chargeable when boomgate is damaged by vehicles	\$344.00	F	Y	\$361.00
WM.32.35	Plastic containers	Per Item Excl. DrumMuster and containers below 5 litre capacity	\$1.00	F	Y	\$1.00

All above prices that include the Section 88 Waste Levy will be reduced by the Levy amount, where exemption from the Levy has been granted by the Department of Environment & Climate Change

WASTE MANAGEMENT SALES

WM.33 Sale of Goods

WM.33.1	Mulch or soil conditioner	Per tonne loaded (when available) Maximum	\$15.00	F	Y	\$15.00
---------	---------------------------	--	---------	---	---	---------

NON-POTABLE WATER SALES

WM.34 Sale of Recycled Water

Based on average daily consumption for each month

WM.34.1	0 to 150 kilolitres per day	Per kilolitre Or 50% of price charged per kilolitre of supply, whichever is less	\$0.10	P	F	\$0.10
WM.34.2	151 to 300 kilolitres per day	Per kilolitre Or 50% of price charged per kilolitre of supply, whichever is less	\$0.07	P	F	\$0.07
WM.34.3	301 to 500 kilolitres per day	Per kilolitre Or 50% of price charged per kilolitre of supply, whichever is less	\$0.03	P	F	\$0.03
WM.34.4	>500 kilolitres per day	Per kilolitre Or 50% of price charged per kilolitre of supply, whichever is less	\$0.01	P	F	\$0.01

Index	Fee Description	Conditions	2021/22 Fees (GST Incl)	Pricing Policy	GST	2022/23 Fees (GST Incl)
COMMUNITY SERVICES						
COMMUNITY FACILITY HIRE						
CS.1	Hall 3 Richmond Neighbourhood Centre (The Annex)	Per hour	POA	P	Y	\$18.35
CS.2	McGraths Hill Community Centre	Per hour	POA	P	Y	\$18.35
CS.3	Yarramundi Community Centre	Per hour	\$18.00	P	Y	\$18.35
CS.4	Hire of hall for function		\$250.00	P	Y	\$255.00
CS.5	Function bond		\$250.00	P	X	\$255.00
CS.6	Key bond - Hire of hall		\$50.00	P	X	\$51.00
COMMUNITY CENTRES AND HALLS						
CS.7	Bilpin District Hall					
CS.7.1	Corporate hire of main hall for functions		\$300.00	E	Y	\$300.00
CS.7.2	Corporate hire of main hall for functions - half day		\$150.00	E	Y	\$150.00
CS.7.3	Hire of main hall for functions	Per day	\$250.00	E	Y	\$250.00
CS.7.4	Hire of main hall for meetings	Per hour	\$15.00	E	Y	\$15.00
CS.7.5	Corporate hire of main hall for meetings		\$18.00	E	Y	\$18.00
CS.7.6	Hire of meeting room	Per hour	\$15.00	E	Y	\$15.00
CS.7.7	Hire of kitchen appliances for function	Per appliance Per hour	\$15.00	E	Y	\$15.00
CS.7.8	Function Bond		\$550.00	E	X	\$550.00
CS.8	Blaxlands Ridge Community Centre					
CS.8.1	Hire of hall for functions	Per day	\$250.00	E	Y	\$250.00
CS.8.2	Hire of hall for meeting or child's party	Per hour (Minimum three hour booking)	\$20.00	E	Y	\$20.00
CS.8.3	Hire of hall for community groups	Per person (Minimum \$15.00)	\$5.00	E	Y	\$5.00
CS.8.4	Hire of tennis court (without lights)	Per hour	\$6.00	E	Y	\$6.00
CS.8.5	Hire of tennis court (with lights)	Per hour	\$10.00	E	Y	\$10.00
CS.8.6	Hire of Old School House to Comleroy-Kurrajong Historical Society	Per year	\$350.00	E	Y	\$350.00
CS.8.7	Hire of hall to HCOS for Preschool	Per day	\$60.00	E	Y	\$60.00
CS.8.8	Hire of hall to HCOS - Additional hire	Per hour	\$15.00	E	Y	\$15.00
CS.8.9	Hire of hall to HCOS - Extra Storeroom	Per term	\$55.00	E	Y	\$55.00
CS.8.10	Hire of hall to HCOS - Floor levy	Per term	\$50.00	E	Y	\$50.00
CS.8.11	Equipment hire - Tables	Each	\$10.00	E	Y	\$10.00
CS.8.12	Equipment hire - Chairs	Each	\$0.50	E	Y	\$0.50
CS.8.13	Function Bond		\$250.00	E	X	\$250.00
CS.9	Bligh Park Community Centre					
CS.9.1	Tiningi Hall Meeting Room - Regular hire	Minimum 10 bookings Per hour		E	Y	\$20.00
CS.9.2	Tiningi Hall Meeting Room - Casual Hire (Weekday hire)	Per hour		E	Y	\$25.00

Index	Fee Description	Conditions	2021/22 Fees (GST Incl)	Pricing Policy	GST	2022/23 Fees (GST Incl)
CS.9.3	Tiningi Hall Meeting Room - Casual Hire (Weekend hire)	Per hour		E	Y	\$30.00
CS.9.4	Tiningi Hall Meeting Room - Not-for-Profit - Regular Hire	Minimum 10 bookings Per hour		E	Y	\$15.00
CS.9.5	Tiningi Hall Meeting Room - Not-for-Profit - Casual Hire (Weekday hire)	Per hour		E	Y	\$18.00
CS.9.6	Tiningi Hall Meeting Room - Not-for-Profit - Casual Hire (Weekend hire)	Per hour		E	Y	\$22.00
CS.9.7	Tiningi Hall Main Hall - Regular hire	Minimum 10 bookings Per hour		E	Y	\$27.00
CS.9.8	Tiningi Hall Main Hall - Casual Hire (Weekday hire)	Minimum 2 hour hire Per hour		E	Y	\$50.00
CS.9.9	Tiningi Hall Main Hall - Casual Hire (Weekend hire)	Minimum 4 hour hire Per hour		E	Y	\$60.00
CS.9.10	Tiningi Hall Main Hall - Not-for-Profit - Regular Hire	Minimum 10 bookings Per hour		E	Y	\$22.00
CS.9.11	Tiningi Hall Main Hall - Not-for-Profit - Casual Hire (Weekday hire)	Minimum 2 hour hire Per hour		E	Y	\$45.00
CS.9.12	Tiningi Hall Main Hall - Not-for-Profit - Casual Hire (Weekend hire)	Minimum 4 hour hire Per hour		E	Y	\$55.00
CS.9.13	Tiningi Hall - Function Hire (Monday - Thursday)	Hire period 8.5 hours		E	Y	\$400.00
CS.9.14	Tiningi Hall - Function Hire (Friday - Sunday)	Hire period 8.5 hours		E	Y	\$475.00
CS.9.15	Tiningi Hall - additional function hire	Per hour		E	Y	\$50.00
CS.9.16	Bligh Park Neighbourhood Centre Meeting Room - Regular Hire	Minimum 10 bookings Per hour		E	Y	\$12.00
CS.9.17	Bligh Park Neighbourhood Centre Meeting Room - Casual Hire (Weekday hire)	Per hour		E	Y	\$15.00
CS.9.18	Bligh Park Neighbourhood Centre Meeting Room - Casual Hire (Weekend hire)	Per hour		E	Y	\$20.00
CS.9.19	Bligh Park Neighbourhood Centre Meeting Room - Not-for-Profit - Regular Hire	Minimum 10 bookings Per hour		E	Y	\$10.00
CS.9.20	Bligh Park Neighbourhood Centre Meeting Room - Not-for-Profit - Casual Hire (Weekday hire)	Per hour		E	Y	\$12.00
CS.9.21	Bligh Park Neighbourhood Centre Meeting Room - Not-for-Profit - Casual Hire (Weekend hire)	Per hour		E	Y	\$15.00
CS.9.22	Bligh Park Neighbourhood Centre Main Hall - Regular Hire	Minimum 10 bookings Per hour		E	Y	\$22.00
CS.9.23	Bligh Park Neighbourhood Centre Main Hall - Casual Hire (Weekday hire)	Minimum 2 hour hire Per hour		E	Y	\$40.00
CS.9.24	Bligh Park Neighbourhood Centre Main Hall - Casual Hire (Weekend hire)	Minimum 4 hour hire Per hour		E	Y	\$50.00
CS.9.25	Bligh Park Neighbourhood Centre Main Hall - Not-for-Profit - Regular Hire	Minimum 10 bookings Per hour		E	Y	\$18.00
CS.9.26	Bligh Park Neighbourhood Centre Main Hall - Not-for-Profit - Casual Hire (Weekday hire)	Minimum 2 hour hire Per hour		E	Y	\$35.00
CS.9.27	Bligh Park Neighbourhood Centre Main Hall - Not-for-Profit - Casual Hire (Weekend hire)	Minimum 4 hour hire Per hour		E	Y	\$45.00
CS.9.28	Bligh Park Neighbourhood Centre - Function Hire (Monday - Thursday)	Hire period 8.5 hours		E	Y	\$300.00

Index	Fee Description	Conditions	2021/22 Fees (GST Incl)	Pricing Policy	GST	2022/23 Fees (GST Incl)
CS.9.29	Bligh Park Neighbourhood Centre – Function Hire (Friday – Sunday)	Hire period 8.5 hours		E	Y	\$375.00
CS.9.30	Bligh Park Neighbourhood Centre – additional function hire	Per hour		E	Y	\$40.00
CS.9.31	Bond (refundable) – Regular Hirers			E	X	\$100.00
CS.9.32	Bond (refundable) – Casual or Function Hirers			E	X	\$200.00
CS.9.33	Annual Administration Fee – Regular Hirers			E	Y	\$60.00
CS.9.34	Non-refundable Booking Fee – Casual or Function Hirers			E	Y	\$60.00
CS.9.35	Optional Cupboard Hire	Dependant on cupboard size (\$15.00 – \$18.00) Per month		E	Y	POA
CS.10	Glossodia Community Centre					
CS.10.1	Hall Hire for a function	6 hour hire Plus Fee CS.10.2	\$200.00	E	Y	\$200.00
CS.10.2	Additional Hall Hire	Per hour – after initial 6 hours	\$50.00	E	Y	\$50.00
CS.10.3	Hall Hire – For Profit groups	Per hour	\$12.00	E	Y	\$12.00
CS.10.4	Hall Hire – Not for Profit groups	Per hour	\$15.00	E	Y	\$15.00
CS.10.5	Meeting Room Hire	Per hour	\$12.00	E	Y	\$12.00
CS.10.6	Function bond		\$250.00	E	X	\$250.00
CS.11	Maraylya Hall					
CS.11.1	Hall Hire for a function		\$250.00	E	Y	\$250.00
CS.11.2	Hall Hire for a 4 hour day time party		\$150.00	E	Y	\$150.00
CS.11.3	Casual Hall Hire for a meeting	Per hour	\$25.00	E	Y	\$25.00
CS.11.4	Hall Hire Deposit		\$200.00	E	X	\$200.00
CS.12	North Richmond Community Centre					
CS.12.1	Party Hire of Community Centre Hall 1 and Hall 2 (Saturday)		\$600.00	E	Y	\$600.00
CS.12.2	Party Hire of Community Centre Hall 1 and Hall 2 (Friday or Sunday)		\$500.00	E	Y	\$500.00
CS.12.3	Party Hire of Hall 1 only (Saturday)		\$500.00	E	Y	\$500.00
CS.12.4	Party Hire of Hall 1 (Friday)		\$400.00	E	Y	\$400.00
CS.12.5	Party Hire of Hall 1 (Sunday)	From 1pm – Midnight	\$300.00	E	Y	\$300.00
CS.12.6	Party Hire of Hall 2 (Friday)		\$350.00	E	Y	\$350.00
CS.12.7	Party Hire of Hall 2 only (Saturday)		\$400.00	E	Y	\$400.00
CS.12.8	Party Hire of Hall 2 (Sunday)		\$250.00	E	Y	\$250.00
CS.12.9	Party Hire of Youth Hall (Friday, Saturday or Sunday)		\$300.00	E	Y	\$300.00
CS.12.10	Party Hire of any Hall – Childrens Party (up to 12 years)	Hire up to 5 hours Before 4pm on Friday or Saturday and after 1pm on Sunday	\$150.00	E	Y	\$150.00
CS.12.11	Permanent hire of Hall – For Profit groups rate	Per hour	\$23.00	E	Y	\$23.00
CS.12.12	Permanent Hire of hall (for groups) – concessional rate	Per hour	\$17.00	E	Y	\$17.00
CS.12.13	Hire of hall (for groups) – casual	Per hour (during the week)	\$25.00	E	Y	\$25.00

Index	Fee Description	Conditions	2021/22 Fees (GST Incl)	Pricing Policy	GST	2022/23 Fees (GST Incl)
CS.12.14	Hire of hall (for groups) (Weekends)	Per hour – casual rate	\$35.00	E	Y	\$35.00
CS.12.15	Hire of Meeting Room or Foyer	Per hour – for profit group rate	\$16.00	E	Y	\$16.00
CS.12.16	Hire of Meeting Room or Foyer	Per hour – concessional rate	\$11.00	E	Y	\$11.00
CS.12.17	Hire of Meeting Room or Foyer	Per hour – casual rate	\$19.00	E	Y	\$19.00
CS.12.18	Hire of large storage cupboard	Per month	\$10.00	E	Y	\$10.00
CS.12.19	Hire of kitchen cupboard	Per month	\$5.00	E	Y	\$5.00
CS.12.20	Refundable deposit for party hire	Other than 16th, 18th & 21st Birthdays	\$250.00	E	X	\$250.00
CS.12.21	Refundable deposit for party hire	16th, 18th and 21st Birthdays	\$500.00	E	X	\$500.00
CS.12.22	Hall hire – Not for Profit Organisations (Weekdays)	Per hour – casual rate	\$25.00	E	Y	\$25.00
CS.12.23	Hall hire – Not for Profit Organisations (Weekends)	Per hour – casual rate	\$35.00	E	Y	\$35.00
CS.12.24	Meeting Room hire – Not for Profit Organisations (Weekdays)	Per hour – casual rate	\$18.00	E	Y	\$18.00
CS.12.25	Meeting Room hire – Not for Profit Organisations (Weekends)	Per hour – casual rate	\$23.00	E	Y	\$23.00
CS.12.26	Key deposit		\$50.00	E	X	\$50.00
CS.12.27	Additional hall hire fee to allow finish at 1.00am		\$50.00	E	Y	\$50.00
CS.12.28	Additional fee for Friday night set up (if available)		\$100.00	E	Y	\$100.00
CS.13	Richmond Community Centre					
CS.13.1	Hire of hall – Function hire		\$220.00	E	Y	\$220.00
CS.13.2	Hire of hall – Casual users	Per hour – For profit group rate	\$22.00	E	Y	\$22.00
CS.13.3	Hire of hall – Casual users	Per hour – concessional rate	\$18.00	E	Y	\$18.00
CS.13.4	Hire crockery & glass		\$50.00	E	Y	\$50.00
CS.13.5	Refundable deposit (Cleaning/Damages)		\$200.00	E	X	\$200.00
CS.13.6	Refundable key deposit		\$35.00	E	X	\$35.00
CS.13.7	Hire of Meeting Room	Per hour – Non-profit making	\$15.00	E	Y	\$15.00
CS.13.8	Hire of Meeting Room	Per hour – Profit making	\$20.00	E	Y	\$20.00
CS.13.9	Hire of Meeting Room	All day rate – Non-profit making	\$35.00	E	Y	\$35.00
CS.13.10	Hire of Meeting Room	All day rate – Profit making	\$50.00	E	Y	\$50.00
CS.13.11	Hire of Office	Per hour – Non-profit making	\$12.00	E	Y	\$12.00
CS.13.12	Hire of Office	Per hour – Profit making	\$17.00	E	Y	\$17.00
CS.13.13	Hire of Office	All day rate – Non-profit making	\$25.00	E	Y	\$25.00
CS.13.14	Hire of Office	All day rate – Profit making	\$38.00	E	Y	\$38.00
CS.14	St Albans School of Arts					
CS.14.1	Hire of hall – Local Resident	Up to 4 hours	\$45.00	E	Y	\$45.00
CS.14.2	Hire of hall – Non-Resident	Up to 4 hours		E	Y	\$75.00
CS.14.3	Hire of hall – Local Resident	Up to 8 hours Including set up/clean up	\$95.00	E	Y	\$95.00
CS.14.4	Hire of hall – Non-Resident	Up to 8 hours Including set up/clean up		E	Y	\$150.00

Index	Fee Description	Conditions	2021/22 Fees (GST Incl)	Pricing Policy	GST	2022/23 Fees (GST Incl)
CS.14.5	Day/Night hire – Local Resident	Up to 24 hours (Day only) Including set up/clean up	\$145.00	E	Y	\$145.00
CS.14.6	Day/Night hire – Non-Resident	Up to 24 hours (Day only) Including set up/clean up		E	Y	\$200.00
CS.14.7	Weekend Event Hire – Non-Resident	Midday Friday to Sunday Evening		E	Y	\$500.00
CS.14.8	Hire of Kitchen		\$35.00	E	Y	\$35.00
CS.14.9	Bond/Key Deposit	For all categories	\$500.00	E	X	\$500.00
CS.15	Wilberforce School of Arts					
CS.15.1	Hire of hall (for function)		\$250.00	E	Y	\$250.00
CS.15.2	Hire of hall – For groups	Per hour \$55.00 minimum	\$15.00	E	Y	\$15.00
CS.15.3	Refundable key deposit		\$50.00	E	X	\$50.00
CS.15.4	Refundable Function Bond		\$300.00	E	X	\$300.00
CS.16	Kurrajong Community Centre	Includes use of kitchen				
CS.16.1	Casual Hall Hire	Full day	\$240.00	E	Y	\$244.00
CS.16.2	Regular Hall Hire	Per hour Minimum 10 hours paid in advance, and then per term as required	\$23.00	E	Y	\$23.50
CS.16.3	Meeting Room Hire	Small part of hall only	\$62.00	E	Y	\$63.00
CS.16.4	PA Hire	Per day	\$50.00	E	Y	\$51.00
CS.16.5	Storage Rate	Per m ² Per season	\$193.00	E	Y	\$196.00
CS.16.6	Refundable security deposit		\$200.00	E	X	\$200.00
CS.16.7	Office Hire	2 offices per year Indexed annually as per Contract, using CPI released by ABS	POA	E	Y	POA
CS.17	Colo Heights Hall					
CS.17.1	Hire of hall (Playgroup)	Per session	\$5.00	E	Y	\$5.00
CS.17.2	Casual hire	Per hour	\$10.00	E	Y	\$10.00
CS.17.3	Function (Weeknights)	Per night (Weeknights)	\$50.00	E	Y	\$50.00
CS.17.4	Function hire (Weekends)	Per day (weekends)	\$100.00	E	Y	\$100.00
CS.17.5	Tennis court hire	Per hour	\$5.00	E	Y	\$5.00
CS.17.6	Refundable deposit for party hire		\$300.00	E	X	\$300.00
All hire users (not casual) are required to lodge a key deposit refundable on return of all issued keys						
All hire users are required to leave building premises and amenities clean and tidy						
CS.18	Hawkesbury Leisure and Learning Centre					
CS.18.1	Regular hire of any 1 function space	Minimum 3 hours Per hour	\$22.00	E	Y	\$22.00
CS.18.2	Casual hire of any 1 function space	Minimum 3 hours Per hour	\$27.50	E	Y	\$27.50
CS.18.3	Regular hire of any 2 function spaces	Per hour	\$33.00	E	Y	\$33.00
CS.18.4	Casual hire of any 2 function spaces	Per hour	\$41.25	E	Y	\$41.25
CS.18.5	Casual hire of Cafe/Lounge/Courtyard	Per hour Only hired after 4.00pm	\$55.00	E	Y	\$55.00

Index	Fee Description	Conditions	2021/22 Fees (GST Incl)	Pricing Policy	GST	2022/23 Fees (GST Incl)
CS.18.6	Full day hire	All rooms Plus Fee CS.18.7 (where applicable)	\$200.00	E	Y	\$200.00
CS.18.7	Weekend hire surcharge	All rooms Plus Fee CS.18.6	\$50.00	E	Y	\$50.00
CS.18.8	Hire of crockery/cutlery	Per day (0-100 people)	\$50.00	E	Y	\$50.00
CS.18.9	Hire of crockery/cutlery	Per day (> 100 people)	\$100.00	E	Y	\$100.00
CS.18.10	Hire of data projector and screen	Per day	\$50.00	E	Y	\$50.00
CS.18.11	Key Bond		\$100.00	E	X	\$100.00
CS.19	South Windsor Family Centre					
CS.19.1	Regular hire of main hall	Minimum 3 hours Per hour	\$16.50	E	Y	\$16.50
CS.19.2	Casual hire of main hall	Minimum 3 hours Per hour	\$22.00	E	Y	\$22.00
CS.19.3	Regular hire of Small Meeting Room	Minimum 3 hours Per hour	\$16.50	E	Y	\$16.50
CS.19.4	Casual hire of Small Meeting Room	Minimum 3 hours Per hour	\$22.00	E	Y	\$22.00
CS.19.5	Regular hire of Child Care area	Minimum 3 hours Per hour	\$19.80	E	Y	\$19.80
CS.19.6	Casual hire of Child Care area	Minimum 3 hours Per hour	\$22.00	E	Y	\$22.00
CS.19.7	Key bond		\$50.00	E	X	\$50.00
PROPERTY AND STRATEGY						
GENERAL						
PS.1	Photocopies					
PS.1.1	Black & white - A4	Per copy	\$0.95	F	Y	\$0.96
PS.1.2	Black & white - A3	Per copy	\$1.90	F	Y	\$1.92
PS.2	Courier Fees		POA	F	Y	POA
PS.3	Road Closure Application Fee					
PS.3.1	Road vesting in Council		\$1,230.15	F	Y	\$1,254.75
PS.3.2	Unformed Council Public Road		\$2,058.85	F	Y	\$2,100.05
PS.4	Sale of Council Land - Road - Bond	Costs recovery for legal, survey and valuation fees incurred for the sale. Where applicable, the balance of the bond is refundable	\$7,297.10	F	X	\$7,443.05
PS.5	Request to transfer a Crown Road to Council		\$166.80	P	X	\$170.15
PS.6	Leasing of Roads					
PS.6.1	Application for Lease - Road		\$1,120.65	F	X	\$1,143.05
PS.6.2	Lease of Road - Bond		\$3,533.90	F	X	\$3,604.60
PS.7	Easement over Council Property					
PS.7.1	Administration Fee		\$953.85	F	Y	\$972.95
PS.7.2	Bond	Costs recovery for legal, survey and valuation fees incurred for the easement. Where applicable, the balance of the bond is refundable	\$12,041.10	F	X	\$12,281.90

Index	Fee Description	Conditions	2021/22 Fees (GST Incl)	Pricing Policy	GST	2022/23 Fees (GST Incl)
PS.7.3	Compensation payable to Council	As determined by a Valuation Report conducted by a Certified Practicing Valuer	POA	M	Y	POA
PS.8	Australian Pioneer Village					
PS.8.1	Filming or use of	To be negotiated with Lessee	POA	E	X	POA
PS.9	Land Classification Certificate					
PS.9.1	Section 54 Local Government Act	On application	\$50.00	M	X	\$51.00
WINDSOR MALL FEES						
Bond amount of \$1,000 is required or as otherwise determined by nominated Council Officer						
PS.10	Banners					
PS.10.1	Application fee		\$110.35	F	X	\$112.55
PS.10.2	Charge for Overdue Banner	One-off payment	\$110.35	F	X	\$112.55
PS.10.3	Busking					
PS.10.4	Adult	On application	Free	N		Free
PS.10.5	Child (under 18 years)	On application	Free	N		Free
PS.10.6	Display & Promotions					
PS.10.7	For Profit Organisations					
PS.10.8	Owners/Shopkeepers in the mall		\$220.55	F	X	\$224.95
PS.10.9	Owners/Shopkeepers in the LGA		\$386.00	F	X	\$393.70
PS.10.10	Owners/Shopkeepers - Other		\$551.40	F	X	\$562.45
PS.10.11	For Non Profit Organisations		Free	N		Free
PS.10.12	Entertainment & Events					
PS.10.13	Application Fee	Including 1 day Plus Fee PS.10.14	\$551.40	F	X	\$562.45
PS.10.14	Fee for each subsequent day		\$551.40	F	X	\$562.45
PS.10.15	Fundraising					
PS.10.16	Application Fee	For Non Profit Organisations	Free	N		Free
PS.10.17	Retail					
PS.10.18	Wagons	By licence and market evaluation	POA	M	Y	POA
PS.10.19	Other					
PS.10.20	Owners/Shopkeepers in the Mall		\$220.55	M	X	\$224.95
PS.10.21	Owners/Shopkeepers in the LGA		\$386.00	M	X	\$393.70
PS.10.22	Owners/Shopkeepers - Other		\$552.00	M	X	\$563.05
PS.10.23	Markets					
PS.10.24	Windsor Mall Markets					
PS.10.25	Application Fee	Plus Fee CG.10.26	\$107.05	F	X	POA
PS.10.26	Charge per stall	Per day	\$33.10	M	Y	POA
PS.10.27	Outdoor Dining & Footpath Trading - In Windsor Mall					
		Excludes the use of the Use/Licensing of areas where specific facilities have been provided				
PS.10.28	Application Fee	Plus Fee CG.10.29	\$143.40	F	X	\$146.25
PS.10.29	Annual fee	Per m ²	\$95.20	M	X	\$97.10

Index	Fee Description	Conditions	2021/22 Fees (GST Incl)	Pricing Policy	GST	2022/23 Fees (GST Incl)
PS.10.30	Approval Variation Fee		\$71.70	F	X	\$73.15
PS.10.31	Public Research					
PS.10.32	For Profit including promotions organisations					
PS.10.33	Application Fee		\$50.00	F	X	\$51.00
PS.10.34	For Non Profit organisations					
PS.10.35	Application Fee		Free	N		Free
PS.10.36	Raffles or Lotteries					
PS.10.37	For Profit, including promotions, organisations					
PS.10.38	Application Fee		\$75.10	F	X	\$76.60
PS.10.39	For Non Profit Organisations					
PS.10.40	Application Fee		Free	N		Free
PS.10.41	Windsor Mall Rotunda					
PS.10.42	For Profit, including promotions, organisations					
PS.10.43	Application Fee	Including 1 day Plus Fee CG.10.44	\$140.30	F	X	\$143.10
PS.10.44	Fee for each subsequent day	Per day	\$154.40	F	X	\$157.50
PS.10.45	For Non Profit Organisations					
PS.10.46	Application Fee		Free	N		Free
FOOTPATH USAGE						
PS.11	Outdoor Dining and Footpath Trading					
PS.11.1	Fee on application		\$147.75	F	X	\$150.70
PS.11.2	Approval Variation fee		\$73.85	F	X	\$75.35
PS.11.3	Annual Fee for occupation of footpath	Charge per m² Per annum				
PS.11.4	Thompson Square and Windsor Mall environs	With the exclusion of the use/licensing of areas where specific facilities have been provided by Council, Per m ²	\$108.10	M	X	\$110.25
PS.11.5	Elsewhere in Windsor, Richmond and North Richmond	Per m ²	\$84.95	M	X	\$86.65
PS.11.6	Elsewhere in the city	Per m ²	\$62.90	M	X	\$64.15
CORPORATE SERVICES AND GOVERNANCE						
ACCESS TO INFORMATION						
CG.1	Government Information (Public Access) Act					
CG.1.1	Formal Access Applications					
CG.1.2	Application Fee	The application fee counts as payment towards any processing charge payable	\$30.00	S	X	\$30.00
CG.1.3	Processing Fee	Per hour	\$30.00	S	X	\$30.00
CG.1.4	Financial hardship and/or special public benefit reasons	50% reduction to final processing fee	POA	S	X	POA

Index	Fee Description	Conditions	2021/22 Fees (GST Incl)	Pricing Policy	GST	2022/23 Fees (GST Incl)
CG.1.5	Internal Review Application Fee	No further processing fees apply to internal reviews	\$40.00	S	X	\$40.00
CG.1.6	Formal Access Applications by natural persons for their personal information only					
CG.1.7	Application fee	The application fee counts as payment towards any processing charge payable	\$30.00	S	X	\$30.00
CG.1.8	Processing fee	Per hour, after the first 20 hours	\$30.00	S	X	\$30.00
CG.1.9	Financial hardship and/ special public benefit reasons	50% reduction to final processing fee	POA	S	X	POA
CG.1.10	Informal Access Applications					
CG.1.11	Inspections of documents at Council Offices		Free	S		Free
CG.1.12	Informal Processing Fee - Building and Development	Per hour	\$50.00	F	X	\$55.00
CG.1.13	Informal Processing Fee - Other Requests	Per hour	\$20.00	F	F	\$21.00
PRINTING AND SIGNWRITING FEES						
CG.2	Printing and Signwriting	External Organisations				
CG.2.1	Materials and machines costs	Plus wages costs, Plus up to 40% overheads fee	POA	F	Y	POA
CG.2.2	Photocopies					
CG.2.3	Black & white - A4	Per copy	\$0.94	F	Y	\$0.96
CG.2.4	Black & white - A3	Per copy	\$1.88	F	Y	\$1.92
CG.2.5	Colour - A4	Per copy	\$2.19	F	Y	\$2.23
CG.2.6	Colour - A3	Per copy	\$4.44	F	Y	\$4.53
CG.2.7	Banners	External Organisations				
CG.2.8	Supply of completed banner	Per linear metre	\$116.94	P	Y	\$119.30
SALE OF DOCUMENTS						
CG.3	Operational Plan and Delivery Program					
CG.3.1	Internet		Free	N		Free
CG.3.2	Hard Copy		\$87.11	P	X	\$88.85
CG.4	Annual Report					
CG.4.1	Full report	Annual Report, State of the Environment Report & Financial Statements				
CG.4.2	Internet		Free	N		Free
CG.4.3	Hard copy	3 part document	\$54.06	F	X	\$55.15
CG.4.4	Annual Report only					
CG.4.5	Internet		Free	N		Free
CG.4.6	Hard copy (1 part document)	1 part document	\$25.40	F	X	\$25.90
CG.5	State of the Environment Report only					
CG.5.1	Internet		Free	N		Free
CG.5.2	Hard copy	1 part document	\$25.40	F	X	\$25.90
CG.6	Financial Statements only					
CG.6.1	Internet		Free	N		Free

Index	Fee Description	Conditions	2021/22 Fees (GST Incl)	Pricing Policy	GST	2022/23 Fees (GST Incl)
CG.6.2	Hard copy	1 part document	\$14.33	F	X	\$14.60
CG.7	Minute Book					
CG.7.1	Copies of Minute Book	Per page	\$2.96	F	X	\$3.00
CG.7.2	Postage & packaging		POA	F	Y	POA
CG.8	Council Meeting Business Paper					
CG.8.1	Internet		Free	N		Free
CG.9	Sale of Tender Documents					
CG.9.1	Sale of Tender documents	At cost Printing, paper, expertise, overheads	POA	F	Y	POA
SUBPOENAS						
CG.10	Photocopies					
CG.10.1	Black & white - A4	Per copy	\$0.94	F	X	\$0.96
CG.10.2	Black & white - A3	Per copy	\$1.88	F	X	\$1.92
CG.10.3	Colour - A4	Per copy	\$2.19	F	X	\$2.23
CG.10.4	Colour - A3	Per copy	\$4.44	F	X	\$4.53
CG.10.5	Provision of Tapes, Discs and/or USB sticks	Each	\$45.19	F	X	\$46.10
CG.10.6	Subpoenas served on council					
CG.10.7	Application Fee for Subpoenas		\$86.75	F	X	\$88.50
CG.10.8	Additional charge for Subpoenas served under seven days		\$152.20	F	X	\$155.25
CG.10.9	Processing charge after the 1st hour	1st hour free Per hour or part thereof	\$107.05	F	X	\$109.20
CULTURAL SERVICES – GALLERY AND MUSEUM						
REGIONAL GALLERY						
GM.1	Gallery Merchandise					
GM.1.1	Postcards, books, souvenirs, etc.					
GM.1.2	Range- \$0.05 to POA	Per item	POA	R	Y	POA
GM.1.3	Commission fee on consignment stock	Range - 20% to 50% Per item	POA	R	Y	POA
GM.1.4	Commission fee on sale of artworks	30% Commission Per item	POA	R	Y	POA
GM.2	Gallery Activities					
GM.2.1	Activities range in complexity, amount of consumables and other resources	May be a basic activity or an activity involving e.g. an author, artist, performer, speaker, facilitator or a guided tour				
GM.2.2	Range: free to POA	Per person	POA	P	Y	POA
GM.2.3	Range: free to POA	Per household, with up to 2 adults and all children under 18 residing at the same address Age ranges may apply to activities	POA	P	Y	POA

Index	Fee Description	Conditions	2021/22 Fees (GST Inc)	Pricing Policy	GST	2022/23 Fees (GST Inc)
GM.3	Gallery Education Programs					
GM.3.1	Basic activity or activity with facilitator, activity with materials etc.					
GM.3.2	Range: free to POA	Per student	POA	P	Y	POA
GM.3.3	Range: free to POA	Per school group	POA	P	Y	POA
GM.4	Gallery Exhibitions					
GM.4.1	Entry fee for special exhibitions					
GM.4.2	Range: free to POA	Per person	POA	M	Y	POA
GM.4.3	Range: free to POA	Per household, with up to 2 adults and all children under 18 residing at the same address	POA	M	Y	POA
GM.4.4	Touring Exhibition Fee	Payment for exhibitions generated and toured by the Gallery	POA	M	Y	POA
REGIONAL GALLERY ROOM HIRE						
GM.5	Bond	Refundable	\$400.00	P	X	\$400.00
GM.5.1	Gallery Room Hire	Dependant on the exhibition currently on show. Access conditions may apply. Paid Gallery staff in attendance is a requirement of hire conditions. Functions held 9am-5pm weekdays (which require additional staffing), after 5pm weekdays and all functions held on weekends attract additional staffing charges: Starting from \$200 for 4 hours for a single staff member, depending on the size of the event	POA	R	Y	POA
GM.5.2	"Monday - Friday between 9.00am - 5.00pm Not available on public holidays"	Per hour Plus Fee GM.5.1 if applicable Minimum 3 hour hire	\$130.00	R	Y	\$155.00
GM.5.3	"Monday - Friday 5.00pm - 12.00am (midnight) Saturday - Sunday 9.00am - 12.00am (midnight) Not available on public holidays"	Per hour Plus Fee GM.5.1 if applicable Minimum 3 hour hire	\$180.00	R	Y	\$185.00
GM.5.4	Cleaning Fee - if additional cleaning is required	As per Fees FS.1 - FS.3	POA	F	Y	POA
GM.5.5	Breakages, loss or damage	Where applicable cost recovery for replacement or repairs of community rooms and kitchen contents or building plant and equipment	POA	F	Y	POA
GM.5.6	Security or staff call-out fee	As per Fees FS.1 - FS.3	POA	M	Y	POA
REGIONAL MUSEUM						
GM.6	Museum Merchandise					
GM.6.1	Postcards, books, souvenirs, etc.					
GM.6.2	Range- \$0.05 to POA	Per item	POA	R	Y	POA
GM.6.3	Commission fee on consignment stock	Range - 20% to 50% Per item	POA	R	Y	POA
GM.7	Museum Activities					
GM.7.1	Activities range in complexity, amount of consumables and other resources	May be a basic activity or an activity involving e.g. an author, artist, performer, speaker, facilitator or a guided tour				

Index	Fee Description	Conditions	2021/22 Fees (GST Incl)	Pricing Policy	GST	2022/23 Fees (GST Incl)
GM.7.2	Range: free to POA	Per person	POA	P	Y	POA
GM.7.3	Range: free to POA	Per household, with up to 2 adults and all children under 18 residing at the same address Age ranges may apply to activities	POA	P	Y	POA
GM.8	Museum Education Programs					
GM.8.1	Basic activity or activity with facilitator; activity with materials, etc.					
GM.8.2	Range: free to POA	Per student	POA	P	Y	POA
GM.8.3	Range: free to POA	Per school group	POA	P	Y	POA
GM.9	Museum Exhibitions					
GM.9.1	Entry fee for special exhibitions					
GM.9.2	Range: free to POA	Per person	POA	M	Y	POA
GM.9.3	Range: free to POA	Per household, with up to 2 adults and all children under 18 residing at the same address	POA	M	Y	POA
GM.10	Access to Former Mortuary					
		Paid staff in attendance is a requirement of after hours access. After 5pm weekdays and on weekends: \$50 per hour for a single staff member				
GM.10.1	Staff attendance charged on an hourly basis	Per hour or part thereof, (Minimum charge - \$51.00)	\$50.00	F	Y	\$51.00
GM.11	Photographs and Images					
		Refer to Fees LS.3.1 - LS.3.10				
REGIONAL MUSEUM ROOM HIRE						
GM.12	Bond	Refundable	\$400.00	P	X	\$400.00
GM.12.1	Museum Room Hire	Dependant on the exhibition currently on show. Paid Museum staff in attendance is a requirement of hire conditions. Functions held 9am-5pm weekdays (which require additional staffing), after 5pm weekdays and all functions held on weekends attract additional staffing charges: Starting from \$200 for 4 hours for a single staff member, depending on the size of the event	POA	R	Y	POA
GM.12.2	Hugh Williams Room only Monday - Friday 9.00am-5.00pm Not available on Public Holidays	Per hour Plus Fee GM.12.1 if applicable	\$60.00	R	Y	\$39.00
GM.12.3	Hugh Williams Room only Saturday - Sunday 9.00am-12.00am (midnight) Monday - Friday 5.00pm - 12.00am (midnight) Not available on Public Holidays	Per hour Plus Fee GM.12.1 if applicable	\$90.00	R	Y	\$45.00
GM.12.4	Hugh Williams Room and Museum exhibition areas Monday - Friday 9.00am - 5.00pm Not available on Public Holidays	Per hour Plus Fee GM.12.1 if applicable	\$90.00	R	Y	\$155.00
GM.12.5	Hugh Williams Room and Museum exhibition areas Monday - Friday 5.00pm -12.00am (midnight) Saturday - Sunday 9.00am -12.00am (midnight) Not available on Public Holidays	Per hour Plus Fee GM.12.1 if applicable	\$120.00	R	Y	\$185.00

Index	Fee Description	Conditions	2021/22 Fees (GST Incl)	Pricing Policy	GST	2022/23 Fees (GST Incl)
GM.12.6	Howe House Monday – Friday 9.00am – 5.00pm Not available on Public Holidays	Per hour Plus Fee GM.12.1 if applicable	\$60.00	R	Y	\$60.00
GM.12.7	Howe House Monday – Friday 5.00pm – 12.00am (midnight) Saturday – Sunday 9.00am – 12.00am (midnight) Not available on Public Holidays	Per hour Plus Fee GM.12.1 if applicable	\$100.00	R	Y	\$100.00
GM.12.8	Hugh Williams Room, Museum exhibition areas and Howe House Monday – Friday 9.00am – 5.00pm Not available on Public Holidays	Per hour Plus Fee GM.12.1 if applicable	\$120.00	R	Y	\$200.00
GM.12.9	Hugh Williams Room, Museum exhibition areas and Howe House Monday – Friday 5.00pm – 12.00am (midnight) Saturday – Sunday 9.00am – 12.00am (midnight) Not available on Public Holidays	Per hour Plus Fee GM.12.1 if applicable	\$160.00	R	Y	\$230.00
GM.12.10	Cleaning Fee	As per Fees FS.1 – FS.3	POA	F	Y	POA
GM.12.11	Breakages, loss or damage	Where applicable cost recovery for replacement or repairs of community rooms and kitchen contents or building plant and equipment	POA	F	Y	POA
GM.12.12	Security or staff call-out fee	As per Fees FS.1 – FS.3	POA	M	Y	POA
CULTURAL SERVICES – LIBRARY SERVICES						
LIBRARY SALES						
LS.1	Merchandise	Library bags, maps, plastic, etc.				
LS.1.1	Range- \$0.05 to POA	Per item	POA	R	Y	POA
LS.1.2	Commission fee on consignment stock	Range – 20% to 50% Per item	POA	R	Y	POA
LIBRARY ACTIVITIES						
LS.2	Library Activities					
LS.2.1	Activities range in complexity, amount of consumables and other resources	May be a basic activity or an activity involving e.g. an author, artist, performer, speaker, facilitator or a guided tour or school program				
LS.2.2	Range: free to POA	Per person	POA	P	Y	POA
LS.2.3	Range: free to POA	Per group	POA	P	Y	POA
LS.3	Photographs and Images					
LS.3.1	Supply of digital files of photographs or images in the Local Studies collection					
LS.3.2	Low resolution digital images downloaded from the Library website	For personal use only e.g. Private research or display, reference and study purposes, presentations Image/s not used for commercial purposes or reproduction	Free	N		Free
LS.3.3	General purpose digital files	For personal use only e.g. Private research or display, reference and study purposes, presentations Image/s not used for commercial purposes or reproduction \$20.00 plus Fee LS.17	POA	P	X	POA

Index	Fee Description	Conditions	2021/22 Fees (GST Incl)	Pricing Policy	GST	2022/23 Fees (GST Incl)
LS.3.4	High resolution digital files	For personal use only e.g. Private research or display, reference and study purposes, presentations Image/s not used for commercial purposes or reproduction \$40.00 plus Fee LS.17	POA	P	X	POA
LS.3.5	Reproduction Fee - where photograph is owned by Council	Reproduction rights are not granted with the download or purchase of any digital file of photographs or images. If you would like to publish an image please complete a Permission to publish form. Email history@hawkesbury.nsw.gov.au				
LS.3.6	Reproduction Fee for Local Community Groups	Free plus cost of supply of photograph file; Fees LS.3.1 - LS.3.4 plus; Fee LS.17 Local Community Groups are defined as: - Membership based groups of volunteers, and; - Located within the Hawkesbury Local Government Area (LGA) or have at least 50% of their membership base residing in the Hawkesbury LGA, and; - Do not receive external funding for general operations, and; - Non political and non religious groups	POA	R	Y	POA
LS.3.7	Reproduction Fee	\$50.00 plus; Fees LS.3.1 - LS.3.4 plus; Fee LS.17 For commercial organisations POA	POA	R	Y	POA
LS.3.8	Photograph and Scan Delivery	General purpose digital files may be emailed. High resolution digital files must be delivered using online delivery service. Fees apply for supply of a USB and postage and handling, where applicable				
LS.3.9	USB	Refer to Fee LS.1	POA	F	Y	POA
LS.3.10	Postage and handling within Australia	Recovery of postage and handling costs	\$10.00	F	Y	\$12.00
LS.4	Card replacement	Borrower's cards - lost or damaged Original card is free	\$4.00	F	X	\$4.20
LS.5	Public Computer Visitor Card - One day	Cost per day Time limits apply Wireless access is free of charge	\$4.00	R	Y	\$4.20
LS.6	Public Computer Visitor Card - One week	Cost per week Time limits apply Wireless access is free of charge	\$16.00	R	Y	\$16.50
LS.7	Temporary library membership	Fee for three month temporary Library membership for non-residents who live outside of NSW or unable to provide ID, as well as overseas visitors	\$32.00	F	F	\$33.00
LS.8	Ex-Library stock, donations including books and AV formats (poor/good condition) sales		POA	P	Y	POA
LS.9	Inter Library Loan from a Special or Uni Library	Where applicable, cost recovery of outsourced service Plus Fees LS.9.1				
LS.9.1	Inter Library Loan handling fee	Per item	\$4.00	P	Y	\$4.20
LS.9.2	Book or Journal Articles - Black & white	First 50 pages Plus Fee LS.9.3 where applicable	POA	E	Y	POA
LS.9.3	Additional 50 pages		POA	E	Y	POA
LS.9.4	Colour copies		POA	E	Y	POA
LS.9.5	Lost or damaged inter library loan items		POA	E	X	POA

Index	Fee Description	Conditions	2021/22 Fees (GST Incl)	Pricing Policy	GST	2022/23 Fees (GST Incl)
LS.10	Damaged, Lost or Non repairable items					
LS.10.1	Non repairable or Lost item or component of a kit					
LS.10.2	Replacement cost	Plus Fee LS.10.3	POA	F	X	POA
LS.10.3	Processing fee		\$10.00	P	X	\$10.20
LS.11	Repairable damaged item		\$12.00	P	X	\$12.40
LS.12	Photocopies & Printouts		Black and white			
LS.12.1	A4 size		\$0.20	F	Y	\$0.20
LS.12.2	A3 size		\$0.40	F	Y	\$0.40
LS.13	Photocopies & Printouts		Colour			
LS.13.1	A4 size		\$1.00	R	Y	\$1.00
LS.13.2	A3 size		\$2.00	R	Y	\$2.00
LS.14	Reader printer	Microfilm/Microfiche	\$0.20	R	Y	\$0.20
LS.15	Scanning – self service		Free	N		Free
LS.16	Scanning service	Per page	\$0.05	P	Y	\$0.20
LS.17	Reference or Local Studies research fee Photograph search fee	First 15 minutes of any reference enquiry is free Then, \$60 per hour, or part thereof	POA	P	F	POA
LS.18	Invigilator service (Exam supervision)	\$40 per hour to cover cost of staff member Hire of suitable meeting room is student responsibility	POA	P	Y	POA
LS.19	Book Club kits	Per Book Club Valid for 1 year, includes up to 8 books in a set and reading notes. Up to 11 sets in a year	\$80.00	P	F	\$50.00
LS.20	Disc cleaning (DVD/CD)	Per disc One week turnaround	\$2.00	P	Y	\$2.20
LS.21	3D Printing	Fee payable for single print up to 20 grams of filament plus \$0.25 per gram thereafter	\$10.00	P	Y	\$10.00
MEETING ROOMS						
LS.21	Bond	Refundable bond – applicable to all hirers	\$100.00	P	X	\$100.00
LS.21.1	Administration Fee – Local Community Groups (Refer to Fees and Charges Explanatory Notes)	Per annum	\$15.00	P	Y	\$15.50
LS.22	Meeting Rooms Hire					
LS.22.1	Tebbutt Room					
LS.22.2	Category A – Local Community Groups	(Refer to Fees and Charges Explanatory Notes)	Free	N		Free
LS.22.3	Category B – Community Organisations	(Refer to Fees and Charges Explanatory Notes)		P	Y	\$20.00
LS.22.4	Category C – Business hire	(Refer to Fees and Charges Explanatory Notes) Monday – Friday 8.30am – 10.30pm Saturday – Sunday 9.00am – 10.30pm Not available on Public Holidays Per hour	\$39.00	M	Y	\$40.00

Index	Fee Description	Conditions	2021/22 Fees (GST Incl)	Pricing Policy	GST	2022/23 Fees (GST Incl)
LS.22.5	Stan Stevens Studio					
LS.22.6	Category A – Local Community Groups	(Refer to Fees and Charges Explanatory Notes)	Free	N		Free
LS.22.7	Category B – Community Organisations	(Refer to Fees and Charges Explanatory Notes)		P	Y	\$14.50
LS.22.8	Category C – Business hire	(Refer to Fees and Charges Explanatory Notes) Monday – Friday 8.30am – 10.30pm Saturday – Sunday 9.00am – 10.30pm Not available on Public Holidays Per hour	\$28.00	M	Y	\$29.00
LS.22.9	Rozzoli Room					
LS.22.10	Category A – Local Community Groups	(Refer to Fees and Charges Explanatory Notes)	Free	N		Free
LS.22.11	Category B – Community Organisations	(Refer to Fees and Charges Explanatory Notes)		P	Y	\$10.50
LS.22.12	Category C – Business hire	(Refer to Fees and Charges Explanatory Notes) Monday – Friday 8.30am – 10.30pm Saturday – Sunday 9.00am – 10.30pm Not available on Public Holidays Per hour	\$20.00	M	Y	\$21.00
LS.22.13	Meeting Rooms and Kitchens Cleaning Fee	Applicable to Local Community Groups and hirers As per Fees FS.1 – FS.3	POA	F	Y	POA
LS.22.14	Security or staff call-out Fee	Applicable to Local Community Groups and hirers As per Fees FS.1 – FS.3	POA	M	Y	POA
LS.22.15	Replacement of Meeting Room access card	Community Room Access	\$25.00	R	X	\$25.50
LS.22.16	Cancellation Fee	Bookings cancelled within five business days prior to booking will be required to pay the standard hire fee	POA	M	X	POA
LS.22.17	Equipment Hire					
LS.22.18	Refundable bond on equipment	Applicable to Local Community Groups and hirers	POA	P	X	POA
LS.22.19	Failure to pack up equipment and furniture fee	Applicable to Local Community Groups and hirers As per Fees FS.1 – FS.3	POA	M	Y	POA
LS.22.20	Breakages, loss or damage	Applicable to Local Community groups and hirers. Cost recovery for replacement or repair of meeting rooms and kitchen contents or building plant and equipment.	POA	F	Y	POA
FINANCIAL SERVICES						
PROFESSIONAL AND ADMINISTRATION FEES						
FS.1	Staff technical/professional project services- General Manager, Directors, Managers	Per hour or part thereof (Min \$189.25)	\$185.55	M	Y	\$189.25
FS.2	Staff technical/professional project services- General	Per hour or part thereof (Min \$141.95)	\$139.15	M	Y	\$141.95
FS.3	Staff technical/professional project services- Administrative/Clerical	Per hour or part thereof (Min \$94.65)	\$92.80	M	Y	\$94.65

Index	Fee Description	Conditions	2021/22 Fees (GST Incl)	Pricing Policy	GST	2022/23 Fees (GST Incl)
ADMINISTRATION CHARGES						
FS.4	Refunds – General		\$45.50	P	Y	\$46.40
FS.5	Refunds – Rates		\$41.35	P	X	\$42.15
FS.6	Returned Cheques or Direct Debits – General		\$57.80	F	Y	\$58.95
FS.7	Cheque or EFT cancellation or Stop Payment request – General		\$57.80	F	Y	\$58.95
FS.8	Returned Cheques or Direct Debits – Rates		\$52.55	F	X	\$53.60
FS.9	Cheque cancellation or Stop Payment request – Rates		\$52.55	F	X	\$53.60
FS.10	Private Works Administration Charges	Up to 20% of cost	POA	F	Y	POA
FS.11	Administration Charges for Grant Reporting – Council as an Agent	As negotiated between parties prior to agreement for Council to administer grant		F	Y	POA
FS.12	Project Management Charges for Delivery of Works – Council as an Agent	As negotiated between parties prior to agreement for Council to manage project		M	Y	POA
FS.13	Copy of Rate Notice		\$22.00	F	X	\$22.45
SECTION 603 CERTIFICATES						
FS.14	S.603 Certificate	or as determined by Legislation	\$85.00	S	X	\$90.00
FS.15	S.603 Certificate Urgency Fee	Plus Fee FS.14	\$58.50	F	X	\$59.65
FS.16	S.603 Certificate Fax Copy Fee		\$18.25	F	Y	\$18.60
FS.17	S.603 Certificate Refunds Administration Fee		\$41.35	F	X	\$42.15
LEGAL CHARGES						
FS.18	Court Fees	as per Court Fees Schedule	POA	E	X	POA







Address 366 George Street, Windsor NSW 2756
Mailing Address PO Box 146, Windsor NSW 2756
Phone (02) 4560 4444
Email council@hawkesbury.nsw.gov.au
Website www.hawkesbury.nsw.gov.au
Office Hours Monday to Friday 8:30am – 5pm